


**KLYN** SINCE  
1921  
**NURSERIES, Inc.**



**100<sup>th</sup>**

**ANNIVERSARY**

---

**2021**

---

**TELEPHONE: (440) 259-3811**

**FAX: (440) 259-3338**

**1-800-860-8104**

**e-mail: [klyn@klynnurseries.com](mailto:klyn@klynnurseries.com)**

**website: [klynnurseries.com](http://klynnurseries.com)**





## *Klyn Nurseries History*



Gerard K. Klyn

Gerard Klyn left the family business C. Klijn & Co. in Boskoop, Holland coming to America. His first trips to the U.S. were as a Dutch bulb salesman and in 1919 he immigrated and settled in Mentor, Ohio. In 1921 he started the Gerard K. Klyn Nursery. Growing up in the family nursery business and his Dutch heritage provided him with the background to quickly organize a successful nursery based in Mentor. He focused on growing bare root roses and as time passed the nursery got larger and well known. Smaller nurseries in the area would contract grow roses and sell them to Klyn and many local nurserymen had their beginnings working in the Klyn rose fields. Klyn Nurseries became a charter member when the Lake County Nurseryman's Association was formed in 1927 and today is the only remaining charter member of the association known as the Nursery Growers of Lake County.

Around 1950 the nursery was producing over 500,000 bare root roses a year and by the mid 50's was the second largest nursery in Lake county. However, rose production was starting to change as the industry was moving to California, Arizona and Texas. Gerard saw the changes and in 1950



C. Klijn & Co., Boskoop, Holland circa 1935

brought John Ravenstein from Holland as a propagator. John was especially proficient in the propagation of rhododendron and taxus which helped broaden the line that the nursery offered.

In 1960, due to the growth of his business, Gerard purchased additional land in Perry which is the current home of Klyn Nursery today.

Gerard passed away in 1966 and his sons Jack and Jerry continued the family business. The last locally grown roses of Gerard's legacy were produced until 1970, though contracts with California grown roses were sold through the spring of 1972.

With the changes in production, the Mentor properties, warehouses and offices were sold as the nursery continued to specialize in Taxus and Rhododendron with most of the production being done at the Perry location.

In 1972, Jerry tragically passed away from an accident which left Jack to continue the management of the nursery in Perry expanding a small container area to include shrubs and evergreens to the list.

By the mid 70's Jack and Bill Hendricks had formed a friendship and in 1987 Bill approached Jack to change the direction of the nursery and expand its offerings taking over as President while Jack retired to Florida.

Jack passed away in 2017 and his ownership passed to his five children who remain on the board but are not active in daily business. The business relationship between Bill Hendricks and the Klyn family that formed in 1987 continues today with Bill Hendricks as President, Bill Mainland as VP, and Nancy Hendricks as Corporate Secretary who are committed to continuing the legacy Gerard Klyn started 100 years ago.





## CONTENTS

New Selections.....	2
Sales Staff Information .....	3
Order Information .....	4
General Stock Listing .....	5-251
Bamboo Reference Chart.....	29
Bamboo Section.....	25-30
Bog & Marginal Plant List.....	40
Bog & Marginal Section.....	33-42
Buxus Section .....	43-44
Fern Reference Chart .....	77
Ferns .....	74-78
Ornamental Grass Reference Charts .....	92-93
Ornamental Grass Section .....	83-97
Ilex.....	108-114
Ilex-Blooming Date Chart.....	113
Crabapple Characteristics Chart.....	133
Flowering Crabapples .....	131-136
Shrub Rose Reference Chart .....	165
Shrub Roses.....	163-169
Vine Reference Chart .....	206-207
Vine Section .....	202-209
Perennial Section .....	210-251
Association Membership.....	252
Ground Cover Spacing Chart.....	253
Container Volumes .....	253
Tarps.....	254
Woolwax.....	254
Peat Moss .....	254
Whiz Head / Spinner Sprinkler Head.....	254
Cross Reference Index.....	257-265
Website Information .....	266

## OFFICE HOURS

MONDAY through FRIDAY – 7:30 a.m. to 4:00 p.m.

SATURDAY – April, May, June & October – 7:30 a.m. to Noon

## NEW PLANTS FOR 2021

Abelia ch. Ruby Anniversary®	Juglans nigra
Acer c. 'Golden Veil'	Juniper s. Moor-dense®
Aronia m. Groundhug™	Magnolia v. australis Sweet Thing®
Azalea 'Weston's Popsicle'	Malus Urban™ Apples
Cercis c. Flame Thrower™	Blushing Delight™ Urban™ Apples
Chionanthus pygmaeus	Golden Treat™ Urban™ Apples
Cornus k. 'Mandarin Jewel'	Tasty Red™ Urban™ Apples
Cotinus c. Velveteeny™	Opuntia rutila
Euonymus europaeus	Panicum v 'Hot Rod'
Hamamelis 'Beholden'	Platycodon grandifloras
Hamamelis 'Rubin'	Prunus sargentii
Hamamelis 'Tsukubana Kurreani'	Rosa Petite Knock Out®
Hibiscus dasycalix	Syringa v. 'Weston's Rainbow'
Hydrangea m. Magical® Ruby Red	Taxodium d. 'Chapel'
Hydrangea m. Summer Crush®	Viburnum c. Spice Island®
Hydrangea s. Let's Dance® Can-Can	

Pricing has been removed from our catalog, and is available through the nursery, on our website, or our availability. **Contact the nursery or use the contact form on our website to receive weekly availabilities via email!**

### NURSERY SUPPLIES

Please visit the back of our catalog for several items that we have available at a savings to you.

- Bulldog and Economy Tarps  
See Page 254

Villa Bamboo Root Barrier  
See Page 25



This symbol denotes many plants with improved or unique characteristics that we have selected & introduced.

**BILL HENDRICKS**  
*President – Ext. 223*  
[bhendricks@klynnurseries.com](mailto:bhendricks@klynnurseries.com)

**BILL MAINLAND**  
*Vice President &  
Gen. Mgr. – Ext. 227*  
[bmainland@klynnurseries.com](mailto:bmainland@klynnurseries.com)



**NANCY HENDRICKS**  
*Administrator – Ext. 243*  
[nhendricks@klynnurseries.com](mailto:nhendricks@klynnurseries.com)

## **SALES**

**GREG KANE – Sales – Ext. 222**  
(440) 339-4718 Cell  
[gkane@klynnurseries.com](mailto:gkane@klynnurseries.com)



**TRACY KING – Sales – Ext. 229**  
(440) 339-1672 Cell  
[tking@klynnurseries.com](mailto:tking@klynnurseries.com)

**HILARIO RAMIREZ – Sales – Ext. 226**  
(440) 251-2635 Cell  
[hramirez@klynnurseries.com](mailto:hramirez@klynnurseries.com)

**MICHAEL SCOTT, JR. – Sales – Ext. 232**  
(440) 813-4071 Cell  
[mbscott@klynnurseries.com](mailto:mbscott@klynnurseries.com)

**MICHAEL SCOTT – Sales & Traffic – Ext. 228**  
(440) 812-4357 Cell  
[msscott@klynnurseries.com](mailto:msscott@klynnurseries.com)

**HECTOR VAZQUEZ**  
*Yard Sales*

**AMANDA DELEWSKI**  
*Sales Support – Ext. 246*  
[adelewski@klynnurseries.com](mailto:adelewski@klynnurseries.com)

**EILEEN STONE**  
*Accounts Receivables – Ext. 224*  
[estone@klynnurseries.com](mailto:estone@klynnurseries.com)

---

**NEW ENGLAND NURSERY SALES, INC.**  
MIKE GUIDOSH • CHARLIE PLONSKI  
800-639-1722 office • 802-751-8124 fax  
[nens@charter.net](mailto:nens@charter.net)

**S  
T  
A  
F  
F**

## ORDER INFORMATION

**TERMS:** Terms of 2%-10 days, net 30 are available to customers with established credit, and do not apply to cash or C.O.D. orders.

Accounts over 30 days are considered past due and will be assessed at a rate of 1½% per month. (Annual rate 18%). Discounts will not be allowed when an older balance remains unpaid.

Any accounts 90 days old will automatically go on a cash basis.

Non-Credit Customers are required to pay for their order at time of pick up by cash or certified check. Delivered material will be C.O.D.

All orders other than approved accounts must be accompanied by at least 25% of the total amount of the order to insure acceptance of the order when ready.

**FOR YOUR CONVENIENCE** we accept



**PRICE:** All prices are quoted F.O.B. Perry, Ohio.

The prices quoted in this list cancel all previous lists, and are subject to change without notice.

**CLAIMS AND WARRANTIES:** Klyn Nurseries expressly warrants that all plants purchased from it through this catalog will be true to name and in good healthy condition at the time of shipment from Klyn Nurseries. **THIS EXPRESS WARRANTY IS IN LIEU OF ANY OTHER WARRANTY OR GUARANTEE, EXPRESS OR IMPLIED.** Klyn Nurseries' obligation under this express warranty shall be limited to replacement of any misnamed or unhealthy plant but in no event shall the obligation exceed the purchase price of the plant. We expressly do not accept responsibility for any guarantee our customers give their customers.

**Any claims against us under this express warranty must be made in writing within ten days after receipt of the goods.**

**If goods are damaged in any way in transit, claim should be made at once against the carrier with simultaneous notification to us that such claims have been made.**

**CANCELLATIONS:** Cancellations must be made a reasonable time before expected digging. All cancellations are subject to a 20% charge of original order amount, and **no cancellation will be accepted after the stock has been dug or assembled.**

**CULTURAL PRACTICES:** Plants are pruned & sheared when it is appropriate to do so, regardless of shipping considerations.

**PICK-UP ORDERS:** We are not responsible for the condition of any material if it is not picked up within 5 days after the scheduled pick-up date.  
There is no minimum on orders picked up at the nursery.

**SHIPPING:** Trucks are usually available for delivery of your nursery stock material. Combination loads can generally be arranged. \*Minimum order requirements for delivery vary dependent on distance, monetary value of material and time of year. Please contact your salesperson at 800-860-8104 or visit our website at [www.klynnurseries.com](http://www.klynnurseries.com) for more specific information.

**ALL GOODS TRAVEL AT THE PURCHASER'S RISK AND EXPENSE.**



**ABELIA chinensis Ruby Anniversary**  
 ('keiser' P.P. 21632)

**Ruby Anniversary® Abelia**

**Height:** 4-6' **Spread:** 4-6' **Zone:** 5 ○ ●

The small, glossy foliage is covered with fragrant light pink to white flowers in summer displayed on a mounded form. Much hardier than most other Abelia creating summer interest and fragrance for the shrub border or along a walk where the fragrance can be enjoyed.

12", 15" #3 Cont. (June) .....

**mosanensis**

**Fragrant Abelia**

**Height:** 5' **Spread:** 5' **Zone:** 5 ○ ●

The bright glossy foliage is a great background for the abundant clusters of fragrant white and blush bell-shaped flowers in May and June. Fall foliage is a fiery orange-red on a naturally fountain shaped shrub in sun or partial shade. Place along a garden path or near a patio where the wonderful fragrance can be appreciated.

**LIMITED SUPPLY – VISIT ONLINE AVAILABILITY**

**ABELIOPHYLLUM distichum**

**White Forsythia or Korean Abelialeaf**

**Height:** 3-5' **Spread:** 3-4' **Zone:** 4 ○ ●

White Forsythia-like fragrant flowers bloom in late March and early April. A rounded shrub with arching branches provides early spring color to an otherwise dull landscape. Renew the plant by cutting back old stems to ground immediately after flowering.

12", 15", 18" #3 Cont. (June).....

**ABIES alba 'Green Spiral'**

**Green Spiral Silver Fir**

**Height:** 20-30' **Spread:** 10-15' **Zone:** 5 ○ ●

This elegant conifer has somewhat contorted growth with pendulous branches. An excellent living sculpture for the garden.

3' #5 Cont. (July) .....

**balsamea 'Canaan'**

**Canaan Fir**

(aka *Abies b. 'Phanerolepis'*)

**Height:** 30-40' **Spread:** 15-20' **Zone:** 5 ○ ●

A very uniform growing fir similar to Fraser Fir but more adaptable to a wide range of soils. It prefers a deep loam, but will grow in a variety of soils. The uniform pyramidal growth and soft, showy dark green to bluish dark green needles make a stately specimen in the landscape. Very adaptable **native** of West Virginia.

4', 5' B&B .....

**concolor**

**White Fir**

**Height:** 30-50' **Spread:** 15-30' **Zone:** 4 ○ ●

Pyramidal evergreen with blue-green needles about 2" long. Excellent individual specimen or useful with other evergreens for foliage contrast. **Native** western species.

**LIMITED SUPPLY – VISIT ONLINE AVAILABILITY**

**koreana 'Horstmann's Silberlocke'**

**Horstmann's Silberlocke Fir**

**Height:** 20' **Spread:** 8-10' **Zone:** 5 ○ ●

The needles of this small tree are recurved, displaying the silver-white underside. This characteristic gives a gleaming color and texture effect of uncommon beauty. Prefers afternoon shade and moist but well drained soil. Keep the root system cool in summer by siting and mulching.

18" #5 Cont. ....

36", 4' B&B .....

**ACANTHOPANAX sieboldianus**

**Fiveleaf Aralia**

(aka *Eleutherococcus sieboldianus*)

**Height:** 8-10' **Spread:** 8-10' **Zone:** 4



Rich, bright green foliage leafs out in late March and holds into late fall. Erect growth habit with arching thorny stems that gradually cascade forward to form rounded outline. Can be maintained upright with proper pruning. Excellent screen or barrier in sun or shade. Tolerant of unfavorable conditions.

3', 4' B&B.....

**s. 'Variegatus'**

**Variegated Fiveleaf Aralia**

(aka *Eleutherococcus sieboldianus*)

**Height:** 6-8' **Spread:** 6-8' **Zone:** 4



Rich, green foliage is mottled with a creamy white variegation that adorns unique clusters of fine leaflets. Exquisite border specimen, barrier plant, or to lighten up a shady area. Tolerant of unfavorable conditions.

15", 18", 24" #3 Cont.....

## MAPLES

**ACER buergerianum**

**Trident Maple**

**Height:** 20-30' **Spread:** 20' **Zone:** 5



Beautiful maple with three-lobed leaves that offer a spectacular fall display of orange and deep scarlet. The small stature of this tree makes it ideal as an under the wire street tree or specimen for the small landscape.

5', 6' #5 Cont. ....

6' #10 Cont. ....

1½" B&B (Fall) .....

**campestre**

**Hedge Maple**

**Height:** 20-30' **Spread:** 20-25' **Zone:** 4



Low growing tree with corky bark. Excellent small lawn specimen, street tree or prunes well into hedge form.

CLUMP 4', 5', 6', 7', 8', 9' B&B .....

TREE 1¼", 2", 2½" B&B.....

**c. 'Carnival'**

**Carnival Hedge Maple**

**Height:** 6-10' **Spread:** 6-10' **Zone:** 5



A bright splash of color from this variegated maple will light up any shady area. Emerges with pink, cream and light green and morphs into a nice variegate with lots of white. This is truly a show-stopping plant sure to draw attention in a prominent garden space. Plants are much slower growing than the species and prefer part shade and even moisture throughout the growing season.

TREE 5', 6' #5 Cont.....

---

Pricing has been removed from our catalog, and is available through the nursery, on our website, or our availability. **Contact the nursery or use the contact form on our website to receive weekly availabilities via email!**

ACER – Continued

**c. Emerald Splendor™**  
('WFHhedge3')

**Emerald Splendor™ Hedge Maple**



**Height:** 20-30' **Spread:** 20-25' **Zone:** 4 ○ ●  
Structurally the tree is more typical of hedge maple with a rounded and upright habit but with distinct winged and corky branches that are especially showy when dormant. The wings rival winged euonymus and are an orangey brown when young. The tree has the unique characteristic of breaking dormancy about 10 days later than the species. Useful as an under the wire urban tree or small lawn specimen. Foliage turns a warm yellow in autumn. **A Klyn Nurseries introduction.**  
1½", 1¾", 2" B&B .....

**c. Hedge King™**  
('WFHhedge1')

**Hedge King™ Maple**



**Height:** 20-25' **Spread:** 12-15' **Zone:** 5 ○ ●  
This tree brings unique form to hedge maple with its tight, compact, narrow habit of growth. The tree naturally grows more upright than the species working well as an urban tree where a more narrow form is desired. It can also be easily trimmed and maintained as a compact hedge or screen. Height can be controlled through annual maintenance. The small foliage is a crisp spring green turning yellow in fall. **A Klyn Nurseries introduction.**  
CLUMP 5', 6' B&B .....  
TREE 1¾", 2", 2½" B&B .....

**carpinifolium**

**Hornbeam Maple**

**Height:** 15-30' **Spread:** 15-20' **Zone:** 4 ○ ●  
An unusual maple with leaves that resemble *Carpinus caroliniana*. Dark green leaves turn to rich gold in the fall. The tree is vase shaped or can be grown as a clump. A chance to add something really unusual to your landscape design. Rarely available.  
TREE 5', 6' #5 Cont.....  
TREE 1¼" #10 Cont. ....

**cissifolium 'Golden Veil'**

**Golden Veil Ivy Leaf Maple**



**Height:** 8-15' **Spread:** 8-15' **Zone:** 5 ● ○  
Golden Veil is an unusual form of this rather uncommon small maple. The unique green foliage is finely divided like that of an *Acer dissectum* turning shades of golden yellow and orange in autumn. The plant can be grown like a shrub or small single stem tree. Use as an alternative to weeping Japanese maple. **A Klyn Nurseries introduction.**  
3', 4' #5 Cont. ....

**ACER davidii – SEE STRIPED BARK MAPLE SECTION**

**x freemanii 'Armstrong'**

**Armstrong Maple**

(aka *Acer r. 'Armstrong'*)  
**Height:** 45' **Spread:** 15' **Zone:** 4 ○ ●  
Fast growing spire-like hybrid Maple with yellow fall color. Excellent for narrow tree lawn or planting spaces. Able to grow in moist soils. Selected from **native** species.  
1¾", 2", 2½" B&B .....

**ACER – Continued**

**x f. Autumn Blaze®** **Autumn Blaze® Maple**  
 ('Jeffer's Red')

**Height:** 50' **Spread:** 40' **Zone:** 3 ○ ●  
 A cross between Red and Silver Maple, it combines the best features of both parents. Drought tolerance of Silver Maple and brilliant orange-red fall color of Red Maple. Good branch habit. Excellent urban tree. Selected from **Ohio native**.  
 1<sup>3</sup>/<sub>4</sub>", 2", 2<sup>1</sup>/<sub>2</sub>" B&B .....

**x f. Autumn Fantasy®** **Autumn Fantasy® Maple**  
 ('DTR 102')

**Height:** 50' **Spread:** 40' **Zone:** 4 ○ ●  
 This fast growing tree has exceptional bright red fall leaf color and rapid growth rate. The leaves are quite large and more closely resemble those of *Acer saccharinum* than *Acer rubrum*. Excellent urban tree adaptable to a wide range of sites. Selected from **native** species.  
 1<sup>3</sup>/<sub>4</sub>", 2", 2<sup>1</sup>/<sub>2</sub>", 3", 3<sup>1</sup>/<sub>2</sub>" B&B .....

**x f. Celebration®** **Celebration® Maple**  
 ('Celzam')

**Height:** 45' **Spread:** 20-25' **Zone:** 4 ○ ●  
 (*A. rubrum* x *saccharinum*) Vigorous upright form and compact, uniform growth habit. Hint of red fall color turns to gold. Excellent urban tree. Selected from **Ohio native**.  
 1<sup>3</sup>/<sub>4</sub>", 2", 2<sup>1</sup>/<sub>2</sub>", 3", 3<sup>1</sup>/<sub>2</sub>" B&B .....

**ginnala** **Amur Maple**  
**Height:** 15-20' **Spread:** 15-20' **Zone:** 2 ○ ●

A graceful shrub with spreading, slender branches. Dark glossy green foliage changes to shades of yellow, orange and red in fall. Useful as small specimen, patio tree, screen, grouping or massing. Sun or partial shade.  
 CLUMP 4', 5', 6', 7' B&B.....

**griseum** **Paperbark Maple**  
**Height:** 20-30' **Spread:** 15-20' **Zone:** 5 ○ ●

This interesting small oriental Maple has papery bark that exfoliates to reveal the cinnamon-brown underbark. Beautiful red and scarlet fall color.  
 TREE 5', 6' #5 Cont. (Summer) .....  
 TREE 1<sup>1</sup>/<sub>2</sub>", 1<sup>3</sup>/<sub>4</sub>" B&B (Fall) .....

**griseum x maximowiczianum** **Girard's Hybrid Paperbark Maple**  
 (aka *Acer griseum* x *nikoense*)

**Height:** 20-30' **Spread:** 20' **Zone:** 5 ○ ●  
 The striking cinnamon-colored flaking bark of this tree is an instant draw in the landscape. This coupled with the compact form and hybrid vigor make for an outstanding garden specimen. The pest free summer foliage turns a spectacular orange-red in early November making this truly a tree for all seasons.

**LIMITED SUPPLY – VISIT ONLINE AVAILABILITY**

**ACER – Continued**

**maximowiczianum**  
(*A. nikoense*)

**Nikko Maple**

**Height:** 20-30' **Spread:** 20-30' **Zone:** 5



This slow growing trifoliate maple makes a vase-shaped rounded head that is interesting throughout the seasons. The emerging bronzy leaves turn green in summer and take on shades of brilliant yellow, red and purple in fall. The bark is a handsome gray to grayish brown. Prefers a loamy, moist but well-drained acid soil. Like other trifoliate maples, makes a fine specimen for the small property or garden.

**LIMITED SUPPLY – VISIT ONLINE AVAILABILITY**

**miyabei State Street®**  
(*'Morton'*)

**State Street® Miyabe Maple**

**Height:** 40' **Spread:** 25' **Zone:** 4



Dark green foliage contrasts nicely with the dark gray corky bark. Adaptable to a broad range of conditions that include tolerance for heat, drought, salt and pollution. Useful as a shade or street tree.

1<sup>3</sup>/<sub>4</sub>", 2", 2<sup>1</sup>/<sub>2</sub>", 3" B&B.....

**JAPANESE MAPLES**

**japonicum**

**Full Moon Maple**

**Height:** 10-20' **Spread:** 10-15' **Zone:** 5



These plants are raised from seedlings of *Acer j. 'Aconitifolium'* and have been selected for their exceptionally nice foliage forms. Summer foliage is green and most are quite dissected. In autumn, foliage turns to vibrant shades of yellow, orange and red. Use as garden specimens or accent plants to add an artistic touch. Sun or partial shade.

**palmatum 'Bloodgood'**

**Bloodgood Japanese Maple**

**Height:** 10-20' **Spread:** 10-15' **Zone:** 5



The best and deepest red color of all the Japanese Maples.

**p. 'Butterfly'**

**Butterfly Japanese Maple**

**Height:** 6-10' **Spread:** 6-8' **Zone:** 5



Small upright tree with green leaves edged with cream and pink. In fall white edges become crimson. Best in partial shade.

**p. 'Dissectum Seiryu'**

**Seiryu Laceleaf Maple**

**Height:** 8-12' **Spread:** 8-12' **Zone:** 5



Upright growing form of Dissectum Maple, all others are cascading or weeping. The pleasing bright green foliage contrasts nicely when planted with other Dissectum forms. Spectacular fall color from crimson to gold.

**p. 'Emperor I'**

**Emperor I Japanese Maple**

**Height:** 10-20' **Spread:** 10-15' **Zone:** 5



Similar in habit to *Acer p. 'Bloodgood'* with dark red foliage that holds color well all summer. Fall foliage turns a brilliant crimson.

**ACER – Continued**

**p. 'Hubb's Red Willow'** **Hubb's Red Willow Japanese Maple**  
**Height:** 6-10' **Spread:** 6' **Zone:** 5 ● ○  
Forms an upright somewhat vase-shaped small tree with dainty bamboo-like long narrow lobed purplish-red leaves. Fall color is shades of fiery orange and red.

**p. 'Katsura'** **Katsura Japanese Maple**  
**Height:** 15' **Spread:** 12' **Zone:** 5 ● ○  
Upright growing maple of small stature, the five lobed leaves emerge a bright yellow-orange, turning to a vivid green. Fall color is a patchwork of soft yellows and orange. Slow growing, it is well suited for small spaces or planted in large patio containers. Prefers partial shade in well drained soil.

**p. 'Orange Dream'** **Orange Dream Maple**  
**Height:** 10-12' **Spread:** 10' **Zone:** 5 ● ○  
In spring foliage emerges yellow with bright orange margins and tips, turning yellow-green midsummer. Fall color is bright gold. Makes an excellent garden specimen.

**p. 'Orido Nishiki'** **Orido Nishiki Japanese Maple**  
**Height:** 10-15' **Spread:** 10-15' **Zone:** 5 ● ○  
Probably the best variegated Japanese Maple. Leaves are green, white and pink in splashes. Bark on new branches is red and purple striped. A good vigorous grower. Use as a focal point or accent plant for an aristocratic touch.

**p. 'Shishigashira'** **Lion's Head Japanese Maple**  
**Height:** 6-8' **Spread:** 3-5' **Zone:** 5 ● ○  
The outstanding feature is the close-packed arrangement of the leaves on the twigs and the close arrangement of the twigs on the branches. The foliage is bright deep green and quite crinkled turning to spectacular shades of orange and red in autumn.

**p. 'Trompenburg'** **Trompenburg Japanese Maple**  
**Height:** 10-15' **Spread:** 10-15' **Zone:** 5 ● ○  
An upright form with dark burgundy foliage. Leaf edges roll down to form an interesting effect.

**p. 'Twombly's Red Sentinel'** **Twombly's Red Sentinel Maple**  
**Height:** 10-15' **Spread:** 8-10' **Zone:** 5 ● ○  
The unique narrow upright habit is useful where space is limited or a narrow, upright form is desired. Red color lasts through the growing season turning crimson in fall. Branches turn deep maroon in winter. Introduced by Ken Twombly.

**VARIETIES MAY NOT BE AVAILABLE IN ALL SIZES**

- 30", 36", 4', 5', 6' #5, #10 or #20 Cont. ....
- 1¼", 1½" #10 Cont. ....
- 1¾", 2", 2½", 3" #20 Cont. ....



---

***Visits are always welcome!***

Please call to schedule a tour or to tag your material.

ACER – Continued

## LACELEAF MAPLES

- p. 'Dissectum Crimson Prince' **Crimson Prince Laceleaf Maple**  
**Height:** 3-12' **Spread:** 5-10' **Zone:** 5    
 The lacy red foliage in spring turns bronze-red in summer and bright scarlet in fall. Forms a spreading tree a little denser and fuller than Crimson Queen.
- p. 'Dissectum Crimson Queen' **Crimson Queen Laceleaf Maple**  
**Height:** 3-10' **Spread:** 5-10' **Zone:** 5    
 New foliage is crimson-red with color that persists through summer, turning scarlet in fall. Cascading branch habit can mature to 10' high by 10' wide.
- p. 'Dissectum Emerald Lace' **Emerald Lace Maple**  
**Height:** 3-10' **Spread:** 5-10' **Zone:** 5    
 Finley textured small green leaves change to rusty orange and eventually deep crimson in fall. Overall habit is mounding and spreading.
- p. 'Dissectum Garnet' **Garnet Laceleaf Maple**  
**Height:** 3-12' **Spread:** 5-10' **Zone:** 5    
 The leaf color is the rich red-orange of the gem stone garnet.
- p. 'Dissectum Inaba Shidare' **Inaba Shidare Laceleaf Maple**  
**Height:** 3-12' **Spread:** 5-10' **Zone:** 5    
 Deep purple-red spring color is retained all season. Slightly more erect in appearance than other Dissectums. Vigorous and sturdy. Also known as 'Red Select'.
- p. 'Dissectum Tamukeyama' **Tamukeyama Laceleaf Maple**  
**Height:** 3-12' **Spread:** 5-10' **Zone:** 5    
 Leaves not as finely dissected as 'Ever-red' but holds better color all season. New foliage is deep crimson-red changing to bright scarlet. Bark of the young branches is deep maroon-red with a whitish tone.
- p. 'Dissectum Viridis' **Green Laceleaf Maple**  
**Height:** 3-12' **Spread:** 5-10' **Zone:** 5    
 Excellent accent plant with deeply cut green foliage, beautiful when used alone or in combination with red cultivars. Superb orange fall color.
- p. 'Ryu Sei' **Ryu Sei Japanese Maple**  
**Height:** Variable **Spread:** Variable **Zone:** 5    
 This new weeping form with palmate leaves is extremely pendulous and must be staked to attain its maximum height. The Japanese name means 'Falling Stars'. The graceful weeping habit makes it ideal as a specimen or accent plant. Prefers an eastern exposure sheltered from severe winter weather. The green leaves turn gold to orange in autumn.

### VARIETIES MAY NOT BE AVAILABLE IN ALL SIZES

18", 24", 30", 36" HD #5 Cont.....  
 1<sup>1</sup>/<sub>4</sub>", 1<sup>1</sup>/<sub>2</sub>", 1<sup>3</sup>/<sub>4</sub>" #10 & #20 Cont.....  
 2", 2<sup>1</sup>/<sub>2</sub>" #20 & #45 Cont. ....

**ACER – Continued**

**ACER PENSYLVANICUM – SEE STRIPED BARK MAPLE SECTION**

**platanoides ‘Crimson King’** **Crimson King Maple**  
**Height:** 35-40' **Spread:** 35' **Zone:** 4 ○  
 Rich purple-red foliage is retained throughout the summer. Excellent when used for foliage contrast.  
 1<sup>3</sup>/<sub>4</sub>", 2" B&B .....

**plat. ‘Emerald Queen’** **Emerald Queen Maple**  
**Height:** 50-60' **Spread:** 40' **Zone:** 4 ○  
 Rapid growing, straight trunk, good branch habit with dark, glossy green foliage.  
 2", 2<sup>1</sup>/<sub>2</sub>", 3" B&B .....

**plat. ‘Princeton Gold’** **Princeton Gold Maple**  
**Height:** 35' **Spread:** 30' **Zone:** 4 ○  
 The foliage is bright golden yellow, especially when young, and holds well into summer. Makes a stunning accent tree with an upright oval form in the landscape. Growth rate similar to Crimson King Maple.  
 1<sup>1</sup>/<sub>4</sub>" #10 Cont. (Summer) .....  
 1<sup>3</sup>/<sub>4</sub>", 2" B&B .....

**pseudoplatanus** **Sycamore Maple**  
**Height:** 40' **Spread:** 30' **Zone:** 4 ○ ●  
 The tree has an upright habit with spreading branches forming an oval to rounded form. Leaves are dark green and often have a purplish underside turning yellow in fall. Quite salt tolerant as an urban tree. Native to Europe, in England it is known as 'Sycamore' but in the U.S. is called Sycamore Maple.  
 1<sup>1</sup>/<sub>4</sub>", 1<sup>1</sup>/<sub>2</sub>" #10 Cont .....

**rubrum ‘Bowhall’** **Bowhall Red Maple**  
**Height:** 40' **Spread:** 15' **Zone:** 5 ○ ●  
 Narrow when young, becoming a broad column at maturity. Green foliage turns yellow-orange to reddish-orange in fall. Makes an excellent street tree. Selected from a **native** species.  
 1<sup>3</sup>/<sub>4</sub>", 2" B&B .....

**r. ‘Brandywine’** **Brandywine Red Maple**  
**Height:** 35' **Spread:** 15' **Zone:** 4 ○ ●  
 Forms a medium sized tree with upright oval crown. Green leaves turn red in early October deepening to a deep burgundy-red. Excellent for lawn, street, highway or park plantings, and as a shade tree for residential sites. Introduced by the U.S. National Arboretum. Selected from **native** species.  
 1<sup>3</sup>/<sub>4</sub>", 2", 2<sup>1</sup>/<sub>2</sub>", 3" B&B .....

**r. ‘New World’** **New World Red Maple**  
**Height:** 40' **Spread:** 20' **Zone:** 4 ○ ●  
 A rather narrow upright form of red maple that resulted from a cross of October Glory and Autumn Flame Red Maple with fall color that turns to shades of orange. A new release from Denny Townsend of the U.S. National Arboretum.  
 1<sup>1</sup>/<sub>2</sub>", 1<sup>3</sup>/<sub>4</sub>", 2", 2<sup>1</sup>/<sub>2</sub>" B&B .....

**ACER – Continued**

**r. October Glory®** **October Glory® Red Maple**

**Height:** 40' **Spread:** 35' **Zone:** 5 ○ ●  
 The attractive rounded oval form shows off bright red orange fall foliage in late October.  
 1¾", 2" B&B.....

**r. Redpointe®** **Redpointe® Maple**  
 ('Frank Jr.' P.P. 16769)

**Height:** 40' **Spread:** 30' **Zone:** 5 ○ ●  
 Vigorous, upright, broadly pyramidal form and strong branch angles with brilliant red fall foliage makes this a great choice as a street tree. Growth rate is similar to *Acer x freemanii* cultivars. Selected from **native** species.  
 1¾", 2", 2½" B&B.....

**r. 'Red Rocket'** **Red Rocket Red Maple**

**Height:** 30-35' **Spread:** 8' **Zone:** 3 ○ ●  
 Selected from a northern Minnesota seed source for its hardiness, tight upright form and red fall color. The large green leaves form a tight canopy on a tree that is slower growing than other red maple cultivars. A new release from Denny Townsend of the U.S. National Arboretum.  
 1¾" B&B (Fall).....

**r. Red Sunset®** **Red Sunset® Maple**  
 ('Franksred')

**Height:** 45' **Spread:** 35' **Zone:** 4 ○ ●  
 Vigorous growing tree with a strong and symmetrical branching habit. Foliage is lustrous green changing to brilliant shades of red and orange in fall. Selected from **native** species.  
 1¾", 2", 2½" B&B.....

**saccharum** **Sugar Maple**

**Height:** 50-75' **Spread:** 30-40' **Zone:** 4 ○  
 An exceptional **native** tree recommended for spacious areas. One of the best large growing shade and lawn trees. Fall color is unrivaled with a blaze of colors ranging from shades of golden yellow to orange and red. **Ohio native.**  
 1¾", 2" B&B.....

**s. 'Green Mountain'** **Green Mountain Sugar Maple**

**Height:** 40-50' **Spread:** 35' **Zone:** 4 ○ ●  
 Thick waxy green leaves retain full color and resist scorch in dry summer weather, turning shades of orange-red in fall. Useful as a lawn specimen, park or street tree. Selected from **native** species.  
 1¾", 2" B&B.....

*"The best time to plant a tree is 20 years ago.  
 The second best time is now."*

– Anonymous

**ACER – Continued**

**tataricum**

**Tatarian Maple**

**Height:** 20-30' **Spread:** 15-20' **Zone:** 3



Foliage is bright green, ripening fruits are bright red in July. Small multi-stem tree useful as small specimen, patio tree, screen, grouping or massing. Sun or partial shade.

CLUMP 5', 6' B&B .....

**t. Hot Wings® P.P. 15023 ('Garann')**

**Hot Wings® Tatarian Maple**

**Height:** 15-18' **Spread:** 15-18' **Zone:** 4



Yellow-white flowers cover the tree in May followed by bright red samaras that contrast against dark green foliage in mid summer. Fall turns the foliage to bright orange red on the outside and yellow in the middle of the tree. The small size makes it an excellent choice as an urban tree.

1½", 1¾", 2" B&B .....

**t. Pattern Perfect™ ('Patdell')**

**Pattern Perfect™ Tatarian Maple**

**Height:** 20' **Spread:** 15' **Zone:** 3



This small, useful Maple has a dense, oval, upright form. Colorful bright red samaras appear in late June and early July creating a mid summer show. The thick green leaves turn orange-red in fall. Undemanding and will tolerate cold winters, alkaline soil, and drought.

1¾", 2" B&B .....

**STRIPED BARK MAPLES**

**davidii**

**David Maple**

**Height:** 15-30' **Spread:** 15-30' **Zone:** 5



A small tree with attractively striped green and white bark. The lustrous dark green, ovate leaves have rich color in autumn. Green fruits with reddish overtone hang along the branches in fall. Best grown in shade.

**pensylvanicum**

**Moosewood or Striped Maple**

**Height:** 15-25' **Spread:** 15-20' **Zone:** 3



Small **native** tree with green bark and white stripes. The green foliage turns a brilliant golden yellow in fall. Prefers partial shade to shade and humus-rich, moist, well-drained soil. Not tolerant of poor soils or drought. Useful for naturalizing in a woodland garden. **Ohio native.**

**tegmentosum 'Joe Witt'**

**Joe Witt Maple**

**Height:** 20-30' **Spread:** 15-20' **Zone:** 5



A handsome snakebark maple whose bark, especially on the younger stems, is completely white during the winter months creating a stunning sight in the winter garden. Finely textured large leaves turn pale yellow in fall. Best planted with an eastern exposure or as an understory tree to protect the bark from sun scald.

***When picking up orders:***

Be sure to bring a **TARP** suitable to protect your plants.

**ACER– Continued**

**t. 'White Tigress'**

**White Tigress Maple**

**Height:** 20-30' **Spread:** 15-20' **Zone:** 5



Striking white vertical stripes are highlighted against green bark. Pale green 3-5 lobed leaves turn a pleasing yellow in fall. Forms an upright specimen when young broadening with age. Best planted with an eastern exposure or as an understory tree to protect the bark from sun scald. Introduced by Tim Brotzman.

**VARIETIES MAY NOT BE AVAILABLE IN ALL SIZES**

- CLUMP 4', 5' #5 Cont. ....
- CLUMP 5', 6' #10 or #20 Cont. ....
- TREE 5', 6' #5 Cont. ....
- TREE 1 1/4" #10 Cont. (Summer).....

**triflorum**

**Three Flowered Maple**

**Height:** 30-40' **Spread:** 20-30' **Zone:** 4



Upright growing tree with fine-textured spreading branches forming a rounded crown. Distinctive golden brown fissured and peeling bark. Dark green leaves turn yellow to scarlet and pink in fall. An excellent small tree providing interest for the winter and summer garden.

- 5', 6' #5 Cont. ....

**truncatum x platanoides 'Crimson Sunset'**

**Crimson Sunset® Maple**

**Height:** 35' **Spread:** 25' **Zone:** 4



The foliage resembles that of Crimson King with a more upright, compact form thanks to the *Acer truncatum* parentage. Growth is also more vigorous forming a specimen more quickly.

- 1 3/4", 2", 2 1/2" B&B .....

**ACTINIDIA VINES - SEE VINE SECTION & CHARTS**

**AESCULUS x arnoldiana 'Autumn Splendor'**

**Autumn Splendor Buckeye**

**Height:** 35' **Spread:** 25-30' **Zone:** 4



Dark green shiny foliage is resistant to scorch and turns a vivid maroon-red in fall. 6" spikes of yellow-red flowers appear in May. Prefers a deep, moist, well-drained soil. A hybrid combination of the **native** species *Aesculus glabra x (flava x pavia)*.

**x carnea 'Briotii'**

**Ruby Red Flowered Horsechestnut**

**Height:** 30-40' **Spread:** 20-30' **Zone:** 4



A splendid rounded tree with spectacular red flowers in May. The dark green, disease-free foliage and beautiful spring flowers make this a prime choice for landscape and street tree plantings.

**x carnea 'Fort McNair'**

**Fort McNair Horsechestnut**

**Height:** 40-50' **Spread:** 30-40' **Zone:** 3



An attractive selection with clean foliage and reddish-pink flowers. Makes an excellent specimen plant.

**VARIETIES MAY NOT BE AVAILABLE IN ALL SIZES**

- 1 1/2", 1 3/4", 2", 2 1/2", 3" #20 Cont. ....
- 1 3/4", 2", 2 1/2" B&B .....

**AESCULUS – Continued**

**flava**

**Yellow Buckeye**

(aka octandra)

**Height:** 60-75' **Spread:** 40-50' **Zone:** 3



The upright-oval to slightly spreading crown has dark green leaves that turn pumpkin orange in fall and are not bothered by the foliage diseases of common horsechestnut. Flowers yellowish-green in May. Prefers a deep, moist, well drained soil. Ideal for large landscapes and parks. **Native.**

5', 6' #5 Cont. (Summer).....

1½", 1¾" #20 Cont. ....

1¾", 2", 2½", 3" B&B .....

**glabra**

**Ohio Buckeye**

**Height:** 20-40' **Spread:** 20-40' **Zone:** 3



The state tree of Ohio is seldom available from Ohio nurseries. These trees are grown from seed collected from **native** trees in northeast Ohio. Rounded habit, with dark green foliage turning yellow or orange-red to reddish-brown in fall. Flowers are greenish yellow in May. Prefers a deep, moist, well drained, acid soil in sun or partial shade. **Native.**

5', 6' #5 Cont. (Summer).....

1¾", 2", 2½", 3" B&B .....

**hippocastanum 'Baumannii'**

**Double White Horsechestnut**

**Height:** 50-75' **Spread:** 40-70' **Zone:** 3



One of the best cultivars for garden use with long lasting showy double white upright panicles in May and **no fruits** in fall. The green palmate foliage is quite resistant to leaf scorch. Prefers a deep, moist, well drained soil.

2", 2½" B&B .....

**parviflora**

**Bottlebrush Buckeye**

**Height:** 5-12' **Spread:** 8-15' **Zone:** 4



A stately specimen that forms a spreading, mounded shrub with tall, pyramidal spikes of white flowers in July. Extremely handsome lawn specimen. Shade tolerant. **Native** to southeastern U.S.

24", 30", 36" #5 Cont. ....

**pavia**

**Red Buckeye**

**Height:** 10-20' **Spread:** 10-20' **Zone:** 4



Round-topped, small tree with lustrous dark green foliage. Bright red flowers produced in May develop into brown buckeyes in the fall. Best in moist, well-drained soil, prefers sun but will grow in partial shade. **Native** to southeastern U.S.

1½", 1¾", 2" B&B (Fall) .....

**AKEBIA VINES – SEE VINE SECTION & CHARTS**

**ALBIZIA julibrissin 'E.H. Wilson'**

**E.H. Wilson Mimosa**

**Height:** 30' **Spread:** 30' **Zone:** 5-6



Collected by Wilson in Seoul, Korea in 1918 this cultivar is considered to be one of the hardiest sources of Mimosa. The tree has a long flowering season flowering through August and typical upright rounded habit.

5', 6' #5 Cont. (July).....

**ALNUS glutinosa 'Imperialis'**

**Cutleaf Alder**

**Height:** 30' **Spread:** 20-25' **Zone:** 4



Deeply cut leaves provide an elegant lacy texture to this small tree useful as a garden specimen or as a pond side addition. Like the species, it is adaptable to a wide range of soils.

6' #5 Cont. (Summer).....

1 1/4", 1 1/2" #10 Cont. ....

2", 2 1/2" B&B .....

**incana sbsp. rugosa**

**Speckled Alder**

**Height:** 15-25' **Spread:** 12-15' **Zone:** 3



The plant forms a low growing shrub or small tree found growing along stream banks and wet meadows. The leathery leaves are dull green and rugose against trunks with white lenticels giving the plants its name, Speckled Alder. Best used for naturalization in damp areas. **Ohio native.**

CLUMP #2 Cont. ....

CLUMP 5', 6' #5 Cont.....

TREE 6' #5 Cont. ....

**serrulata**

**Hazel or Smooth Alder**

**Height:** 6-20' **Spread:** 6-15' **Zone:** 4



Very similar to Speckled Alder forming small trees that are often multi trunked with shiny gray bark forming thickets in damp areas. Useful for stabilization in wet areas and native plantings. **Ohio native.**

TREE #2 Cont. ....

6' #5 Cont. (Summer).....

## SERVICEBERRY

**AMELANCHIER alnifolia 'Obelisk'**

**Obelisk Serviceberry**

**Height:** 12-15' **Spread:** 3-4' **Zone:** 4



This small compact, fastigiate form of Amelanchier will fit into almost any garden or used as a screen or hedge. Showy white flowers appear in spring. New foliage emerges bronze before turning olive green in summer. Fall colors change to shades of red and orange. Selected from a Midwestern U.S. **native** species.

30", 36", 4', 5' #5 Cont. ....

4' B&B .....

**x grandiflora**

**Apple Serviceberry**

**Height:** 20-25' **Spread:** 15' **Zone:** 4



A hybrid between *A. arborea* x *A. laevis* becomes a large shrub or small tree of bushy, spreading habit. The flowers are larger, on long slender racemes. **Native.**

TREE 5', 6' #5 Cont.....

**x grandiflora 'Autumn Brilliance'**

**Autumn Brilliance Serviceberry**

**Height:** 20-25' **Spread:** 15' **Zone:** 4



Clean summer foliage turns brilliant red in fall. Clusters of white flowers followed by showy, edible fruits in June. Selected from a **native** species.

1 1/2", 1 3/4", 2" B&B .....

**AMELANCHIER – Continued**

**x g. 'Ballerina'** **Ballerina Serviceberry**  
**Height:** 15-20' **Spread:** 12-15' **Zone:** 4 ○ ●

The distinctive glossy dark green foliage turns to a purplish-bronze to brick red in fall. Loose clusters of white flowers appear a few days later than other cultivars. The bright red fruit also appears a week later, around the last week of June or first week of July.

CLUMP 5', 6' B&B .....

TREE 1½", 1¾", 2" B&B .....

**laevis** **Allegheny Serviceberry**  
**Height:** 20-25' **Spread:** 15' **Zone:** 4 ○ ●

Nice multiple stem plants with spreading branches. Flowers white in early spring followed in June by edible fruit. Useful for naturalistic planting or specimen. **Native.**

CLUMP 3', 4', 5', 6' #5 Cont. ....

CLUMP 6' #10 Cont. (Summer) .....

CLUMP 5', 6' B&B .....

**nantucketensis** **Nantucket Serviceberry**  
**Height:** 6-8' **Spread:** 6-8' **Zone:** 4 ○ ●

The low growing plants have slender upright stems topped by clusters of white flowers in spring followed in June by pea sized fruit providing forage for wildlife. The suckering habit is similar to *A. stolonifera*. This uncommon suckering shrub is **Native** to the northeastern U.S.

36", 4' #5 Cont. ....

5' #10 Cont. (Summer) .....

**stolonifera** **Running Serviceberry**  
**Height:** 4-6' **Spread:** 4-5' **Zone:** 4 ○ ●

Small stoloniferous shrub which forms small thickets of erect stems. White flowers early, followed in late June by purplish-black, juicy, sweet fruit. Sun or partial shade. **Native.**

**SOLD OUT**

**AMORPHA fruticosa** **False Indigo**  
**Height:** 6-15' **Spread:** 5-15' **Zone:** 4 ○ ●

False Indigo is a woody shrub that has deep lavender fragrant flower spikes with orange anthers in mid-summer. The plant is covered with finely textured compound foliage in summer taking on a coarse texture when dormant. Tolerates poor to well drained soils and seasonally standing water. Useful for erosion control in stream bank plantings or low areas where other shrubs drown out. **Native** to the eastern U.S.

24", 30" #3 Cont. ....

**AMPELOPSIS VINES – SEE VINE SECTION & CHARTS**

**OFFICE HOURS:** MONDAY through FRIDAY  
 7:30 A.M. to 4:00 P.M.  
 SATURDAYS - April, May, June & October  
 7:30 A.M. to Noon

for DIGGING and ORDER ASSEMBLY please allow 3 to 5 working days.

**ARALIA cordata 'Sun King'**

**Sun King Japanese Spikenard**

**Height:** 3' **Spread:** 3' **Zone:** 3



Sun King emerges in mid spring with tropical looking bright gold compound leaves held on contrasting herbaceous reddish brown stems. Works well with Hostas in light shade. Give a few hours of sunlight for best color. Clusters of tiny white flowers emerge in late summer followed by clusters of purple fruit.

**Perennial Plant of the Year 2020**

#3 Cont. ....

**racemosa**

**American Spikewood**

**Height:** 4-5' **Spread:** 3-5' **Zone:** 4



This aralia **native** to the eastern U.S. is herbaceous and prefers fertile soil with sufficient moisture, sun or partial shade. The coarse, compound leaves are borne on stalks with clusters of tiny greenish-white flowers in summer followed by purple to black fruits. Useful in naturalizing or as a specimen in association with Astilbe, Geranium, Hosta or Ligularia.

#3 Cont. ....

**spinosa**

**Devils Walkingstick**

**Height:** 10-20' **Spread:** 10-15' **Zone:** 4



Coarsely textured shrub or small tree with large compound leaves and stout thorns on clubby stems. Large clusters of white flowers appear in late summer at the top of the plant. The coarse quality of foliage and stems can create unusual effects in the landscape. **Native** to the eastern U.S.

30", 36" #3 Cont. ....

5', 6' #5 Cont. ....

CLUMP 8', 9' B&B ....

**ARCTOSTAPHYLOS uva-ursi 'Massachusetts'**

**Massachusetts Bearberry**

**Height:** 6-12" **Spread:** 2-4' **Zone:** 2



Glossy green foliage turns bronze in winter and makes a fast spreading, ever-green groundcover for sunny locations. Grows best in poor sandy soils. **Native** to northeastern U.S.

6" #1 Cont. ....

**ARISTOLOCHIA SPECIES – SEE VINE SECTION & CHARTS**

**ARONIA arbutifolia 'Brilliantissima'**

**Brilliant Red Chokeberry**

(aka *Photinia pyrifolia* 'Brilliantissima')

**Height:** 6-8' **Spread:** 6' **Zone:** 4



Abundant white flowers in spring followed by clusters of red fruit in fall. Foliage is lustrous green turning brilliant red in fall. Excellent for border or massing, creating a sea of red in fall and winter. Selected from **native** species.

24", 30", 36" #3 or #5 Cont. ....

**ARONIA – Continued**

**melanocarpa 'Autumn Magic' Autumn Magic Black Chokeberry**

(aka *Photinia melanocarpa* 'Autumn Magic')

**Height:** 4' **Spread:** 4-6' **Zone:** 3 ○ ●

A small shrub with glossy-green foliage that turns a brilliant red and purple in the fall. White flowers in spring, followed by lustrous black fruits in autumn. Suckering freely, it is useful in massing, as a hedge, or in groupings along highways as it is adaptable to many soil types. Selected from **native** species.

24", 30", 36" #3 or #5 Cont.....

**m. 'Elata' Glossy Black Chokeberry**

(aka *Photinia melanocarpa* 'Elata')

**Height:** 5-8' **Spread:** 4-6' **Zone:** 3 ○ ●

Adaptable shrub for wet or dry areas. Compact, suckering growth habit. Glossy green leaves in summer turn brilliant red in fall. White flowers in spring, large, handsome black fruits in fall. Selected from **native** species.

24", 30", 36" B&B .....

**m. Ground Hug™ Ground Hug™ Chokeberry**

('UCONNAM012' P.P. 31821)

**Height:** 8-14" **Spread:** 3' **Zone:** 3 ○ ●

Glossy green foliage turns shades of orange to red in fall on a low spreading plant. White flowers in spring are followed by dark purple berries in late summer and fall. This rugged plant forms a mat that can be used for massing, minimizing weeding and mulch. Great for parking lot islands, slopes and areas where durability is important. Selected from **native** species. The plant can also be found under the name Ground Hog®.

12", 15" #3 Cont. (June) .....



**m. Low Scape® Mound Low Scape® Mound Chokeberry**

('UCONNAM165' P.P. 28789)

**Height:** 1-2' **Spread:** 2' **Zone:** 3 ○ ●

The dwarf mounded habit of this *Aronia* is adaptable to both wet and dry sites. Deep glossy green leaves are covered by clusters of white flowers in spring and turn shades of intense red orange in autumn. Purple black fruit appear in late summer persisting into winter. Fruits are showy in the landscape and attractive to wildlife. Selected from **native** species.

12", 15" #3 Cont. ....




---

**NEED TO KNOW MORE ABOUT A PLANT?** Remember to review the Reference Charts on Bamboo p. 29, Bog and Marginal Plants p. 40, Ferns p. 77, Grasses p. 92-93, Deciduous Ilex p. 113, Malus p. 133, Shrub Roses p. 165 and Vines & Climbers p. 206-207.

# GINGER

## ASARUM canadense 'Jumbo'

## Jumbo Wild Ginger

**Height:** 8-12" **Spread:** Groundcover **Zone:** 4



Wild ginger is a **native**, spring wildflower that makes a lovely groundcover with its satiny, heart-shaped leaves. The foliage of 'Jumbo' can be up to 6" in diameter on strong stems that form a robust plant much larger than those usually seen. Pollinated by ants, the flowers are quite attractive on close inspection, but are usually hidden from view by the foliage. The leaves of Asarum have a spicy fragrance when crushed, but shouldn't be eaten. The roots are edible and can be used as a flavoring like ginger. Use as a **native** woodland groundcover or combine with ferns, woodland sedges and other shade loving perennials. Selected from a **native** clone from the southeastern Appalachians.

## europaeum

## European Wild Ginger

**Height:** 6" **Spread:** Groundcover **Zone:** 4



Rare, slow growing evergreen ground cover excellent for shaded site. Leathery, glossy green, kidney shaped leaves. Requires well drained soil. (June)

## splendens

## Chinese Wild Ginger

**Height:** 10" **Spread:** Groundcover **Zone:** 5



Outstanding plant for a shaded woodland setting. Large dark green pointed leaves have a bold silver variegation. In early spring the plant produces 2" deep purple bell-shaped flowers. A more vigorous grower. (June)  
CLUMP Qt. (16 per flat, full flats only) .....

## ASIMINA triloba

## Common Pawpaw

**Height:** 15-20' **Spread:** 10-20' **Zone:** 5



A small tree with a short trunk and spreading branches forming a dense pyramid or round topped head. The dark green summer foliage tends to droop and give the tree a sleepy appearance. The edible brownish-black fruit has a taste similar to a banana, high in vitamins A and C. Plant more than one for pollination. Interesting native tree which could be used for naturalizing or along the water's edge. **Ohio's official native fruit.**

30", 3' #3 Cont .....

5' #5 Cont. (Summer) .....

### ASIMINA triloba cultivars:

t. **'Mango'** – A late ripening variety with orange-yellow flesh. Plants have exceptional vigor and will bear early as young trees. Ripens in October.

t. **'Mitchell'** – Medium sized fruit that has a golden flesh, slightly yellow skin and excellent flavor, ripening in early September.

t. **'Rebecca's Gold'** – Late ripening large fruited productive variety.

**LIMITED SUPPLY – VISIT ONLINE AVAILABILITY**

## AZALEA –

### AZALEA – EVERGREEN

#### RED:

**Girard's Hot Shot** scarlet orange  
**Girard's Scarlet** rosy crimson  
**Stewartstonian** brick red

#### PINK:

**Girard's Rose** bright pink  
**Renee Michelle** deep pink

#### LAVENDER-PURPLE:

**Girard's Fuchsia** reddish-purple  
**Karen** purple, hose in hose  
**yedoensis v. poukhanense** lavender to rose purple

#### WHITE:

**Pleasant White** compact white

18", 24" #5 Cont. ....

### AZALEA – DECIDUOUS

#### *arborescens*

**Height:** 5-6' **Spread:** 5-6' **Zone:** 4

#### Sweet Azalea



Fragrant white to light pink flowers in June. Glossy, dark green foliage becomes red-orange in fall. Deciduous native prefers light shade and moist, acid soil.

**Native** to eastern U.S.

15", 18" #3 Cont. ....

24", 30" #5 Cont. ....

36" #10 Cont. (Summer).....

#### *calendulaceum*

**Height:** 6-8' **Spread:** 6-8' **Zone:** 5

#### Flame Azalea



A medium sized native azalea with elongated leaves turning orange-red in autumn. Flowers varying in rich colors from yellow to orange or scarlet in May and June. Prefers light shade. Excellent in natural settings or mass plantings. **Native** to eastern U.S.

### LIMITED SUPPLY – VISIT ONLINE AVAILABILITY

#### *canescens* 'Camilla's Blush'

#### Camilla's Blush Piedmont Azalea

**Height:** 10-15' **Spread:** 8' **Zone:** 5



This early blooming upright shrub has large trusses of sweetly fragrant, shell pink to nearly white blooms. The plant colonizes over time, slowly spreading by stolons into a magnificent plant useful as a specimen, naturalizer or mass planting in the partial shade or native garden. Cultivar of **native** southeastern U.S. species.

24", 30" #5 Cont. ....

36", 42" #10 Cont. ....

#### 'Klondyke'

#### Klondyke Azalea

**Height:** 5' **Spread:** 5' **Zone:** 4



Masses of golden yellow flowers are displayed against a background of mildew resistant bronze green foliage.

18", 24" #5 Cont. ....

#### *mucronulatum* 'Cornell Pink'

#### Cornell Pink Korean Azalea

**Height:** 4-8' **Spread:** 4-8' **Zone:** 4



Similar in growth habit to the species but with phlox-pink flowers in early spring.

15", 18" #3 Cont. ....

**AZALEA – Continued**

**periclymenoides** **Pinxterbloom Azalea**  
 (aka *A. nudiflorum*)

**Height:** 4-6' **Spread:** 4-6' **Zone:** 4 ● ○

A deciduous, fragrant-flowered species that forms a rounded shrub. Pale pink flowers appear in May. Useful for naturalizing. Adapts to a dry sandy loam quite nicely. **Native.**

- 15", 18" #3 Cont. ....
- 24", 30" #5 Cont. ....
- 36" #10 Cont.....

**prunifolium** **Plumleaf Azalea**

**Height:** 4-5' **Spread:** 4-5' **Zone:** 5 ● ○

Orange-red to red flowers are produced in July and August. One of the last Azaleas to bloom, this **native**, deciduous shrub can extend the bloom season from early spring through August. Prefers a moist but well drained site in partial shade.

- 18" #3 Cont. ....

**schlippenbachii** **Royal Azalea**

**Height:** 6-8' **Spread:** 6-8' **Zone:** 5 ● ● ○

This slow growing deciduous species has large, light pink to white flowers with brown-dotted throat. Young foliage is bronze changing to green in summer and yellow to orange in fall. Prefers afternoon shade and will withstand dense shade.

- 15", 18" #3 Cont. ....
- 24" #5 Cont.....

**viscosum** **Swamp Azalea**

**Height:** 5-8' **Spread:** 5-8' **Zone:** 4 ● ● ○

Fragrant white flowers in June-July. Forms a bushy shrub with lustrous green foliage. Grows well in sun or shade, wet or normal conditions. Colorful in fall. Deciduous. **Native** to eastern U.S.

- 15", 18" #3 Cont. ....
- 24", 30" #5 Cont. ....
- 36" #10 Cont. ....

**v. 'Pink Mist'** **Pink Mist Swamp Azalea**

**Height:** 5-8' **Spread:** 5-8' **Zone:** 4 ● ○

The fragrant white flowers have a tinge of pink and bloom in late June and into July. The plant is similar to the species in growth habit and characteristics. Selected from **native** species.

- 15" #3 Cont. ....
- 24", 30" #5 Cont. ....
- 36" #10 Cont. (Summer).....

**v. 'Summer Eyelet'** **Summer Eyelet Swamp Azalea**

**Height:** 5' **Spread:** 5' **Zone:** 4 ● ○

A strong growing compact form of Swamp Azalea. Trusses of spicy clove scented white flowers have red stamens and bloom in June and July. Foliage is dark green. Cultivar of **native** eastern U.S. species.

- 15" #3 Cont. ....
- 24", 30" #5 Cont. ....
- 36", 42" #10 Cont. ....

## AZALEA – Continued

### ‘Weston's Innocence’ Innocence Azalea

**Height:** 5-8' **Spread:** 5-8' **Zone:** 4 ● ○

Heavy flowering sweetly scented small white flowers cover the plant in late June and early July. A hybrid of *A. arborescens* and *viscosum*. The mildew resistant green foliage takes on hues of burgundy-red in fall. Selected from **native** cross.

15" #3 Cont. ....  
24", 30" #5 Cont. ....

### ‘Weston's Lemon Drop’ Lemon Drop Azalea

**Height:** 4' **Spread:** 4' **Zone:** 4 ● ○

A vigorous summer flowering azalea with stiff upright branches topped with peach buds and pale yellow flowers in mid-July. The blossoms have a slight lemony aroma and hold up well in the heat of summer. Foliage is a dusty blue-green changing to hues of dark pink-red to yellow in fall. Selected from **native** cross.

15", 18" #3 Cont. ....  
24", 30" #5 Cont. ....  
36", 42" #10 Cont. ....

### ‘Weston's Lollipop’ Lollipop Azalea

**Height:** 6' **Spread:** 6' **Zone:** 4 ● ○

Extremely fragrant pink blossoms appear in mid to late June on this hybrid of *Azalea arborescens* x *viscosum*. Foliage takes on shades of red-orange in September and October. Mildew resistant. Selected from **native** cross.

15", 18" #3 Cont. ....  
24" #5 Cont. ....

### ‘Weston's Millenium’ Millenium Azalea

**Height:** 3-4' **Spread:** 3-4' **Zone:** 4 ● ○

Fragrant dusty red flowers with a pale orange flare appear in early summer and are displayed against a background of blue green, mildew resistant foliage. Selected from **native** cross.

15", 18" #3 Cont. ....  
24", 30" #5 Cont. ....

### ‘Weston's Parade’ Parade Azalea

**Height:** 6' **Spread:** 4' **Zone:** 4 ● ○

Extremely fragrant pink flowers with a light pink and yellow flare in mid-June that leaves a moderately heavy, sweet fragrant aroma lingering in the garden. Growth habit is wide and slow with upright stems and medium green foliage that turns red-orange in mid-September through October. Mildew resistant. Selected from **native** cross.

15", 18" #3 Cont. ....  
24", 30" #5 Cont. ....

### ‘Weston's Pennsylvania’ Pennsylvania Azalea

**Height:** 5-6' **Spread:** 5-6' **Zone:** 4 ● ○

This azalea is a very late bloomer, flowering in late July to early August with delicate pink flowers that have an orange eye and sweet fruit fragrance. The apple green foliage turns to shades of coppery yellow in autumn. A hybrid of *A. viscosum* and *prunifolium*. Selected from **native** cross.

15" #3 Cont. ....  
24", 30" #5 Cont. ....  
36" #10 Cont. ....

**AZALEA – Continued**

**'Weston's Popsicle'**

**Popsicle Azalea**

**Height:** 4-6' **Spread:** 5' **Zone:** 4



Produces fragrant deep pink flowers with orange eyes in June. The plant has an upright form with upright stems. The green foliage turns burgundy in fall. Mildew resistant. Selected from **native** cross.

- 18" #3 Cont. ....
- 24", 30" #5 Cont. ....

**BAMBOO**

**CLUMP OR NON-RUNNING BAMBOOS**

**FARGESIA rufa**

**Height:** 6' **Spread:** 4-5' **Zone:** 5



This well-behaved, medium height bamboo is a new introduction from China, and is still very rare in cultivation. It appears to be hardier than most other species. In spring and early summer, the new shoots are clothed with wine-tinged sheaths, which drop off to reveal olive-green, polished canes. The foliage is darker than most other Fargesias and the plant has a slightly open habit. Perfect if you need a smaller specimen for a small garden or courtyard planting. Grows well with morning sun and afternoon shade. **Needs no containment** to prevent its spread.

**scabrida**

**Height:** 10-12' **Spread:** 6-8' **Zone:** 5



The reddish orange culm sheaths are displayed against dark green stems and emerald green foliage. Foliage is narrow and gives an overall open appearance to the plant. Makes an attractive specimen or accent plant when planted with large leaved perennials. Prefers a cool, shady location with adequate moisture. **Needs no containment.**

- CLUMP #1 Cont. ....

**Villa Root High Density Polyethylene Rhizome Barrier**

**24" x 250' 30 mil. thick** \$320.00 per roll  
 3+ rolls \$280.00 per roll  
 increments of 25' cut for \$1.70 ft.

**36" x 250' 30 mil. thick** \$475.00 per roll  
 3+ rolls \$420.00 per roll  
 increments of 25' cut for \$2.30 ft.



## RUNNING BAMBOOS

### ARUNDINARIA gigantea

#### Canebrake Bamboo

**Height:** 6-10' **Spread:** Variable **Zone:** 5



The only bamboo **native** to the eastern United States. This clone has culms that are quite upright and remain evergreen throughout the winter. Though a running bamboo, it should make a good plant for a tight area in a small garden. The species name indicates a large size, which may be misleading, as it will not likely attain the tall heights of the *Phyllostachys*. **Native to Ohio.**

CLUMP #2, #5, & #10 Cont. ....

### HIBANOBAMBUSA tranquillans 'Shiroshima'

#### Shiroshima Bamboo

**Height:** 6-10' **Spread:** Variable **Zone:** 5



The strikingly attractive leaves are variegated in cream and green with stunning color that persists throughout the year. It is the best tall variegated bamboo, having larger leaves than other variegated forms, resulting in a distinctive and bold effect. Best sited with an eastern or protected exposure to keep the foliage colorful. Useful as a massed specimen, keeping in mind that it can spread overtime.

CLUMP #2, #5, & #10 Cont. ....

### INDOCALAMUS tessallatus

#### Broadleaf Bamboo

**Height:** 3-4' **Spread:** Variable **Zone:** 5



The largest leaves of the hardy low growing bamboos. Culms at first are upright but soon arch under the weight of the large leaves. Works nicely as a texture contrast with smaller foliage. Useful as a ground cover or as a container plant **indoors**. Requires winter mulching to protect the culms.

CLUMP #2 & #5 Cont. ....

### PHYLLOSTACHYS aureosulcata

#### Yellow Groove Bamboo

**Height:** 15-25' **Spread:** Variable **Zone:** 5



Can form a beautiful grove with mature culms displaying an olive green color and yellow groove alternating between the nodes. Suitable for medium-sized and large gardens as hedges, screens and specimens in sun or partial shade. Plants should be contained where necessary.

3' #2 Cont. ....

6' #5 Cont. ....

8-10' #10 Cont. ....

10-12' #20 Cont. ....

#### a. 'Spectabilis'

#### Green Groove Bamboo

**Height:** 15-25' **Spread:** Variable **Zone:** 5



The rich yellow canes are the reverse of Yellow Groove Bamboo and have a bright green groove. Young new culms can turn shades of burgundy red when exposed to sun. Excellent for containers, or use as a screen or specimen planting. The most colorful large bamboo that we grow.

3' #2 Cont. ....

6' #5 Cont. ....

8-10' #10 Cont. ....

10-12' #20 Cont. ....

**PHYLLOSTACHYS – Continued**

**bissettii**

**David Bissett Bamboo**

**Height:** 15-20' **Spread:** Variable **Zone:** 5



Green culms with good dark green foliage can create a dense canopy and a nice grove excellent for specimen and grove planting on rich damp soils sheltered from harsh winds.

- 3' #2 Cont. ....
- 6' #5 Cont. ....
- 8-10' #10 Cont. ....
- 10-12' #20 Cont. ....

**nigra**

**Black Bamboo**

**Height:** 8-20' **Spread:** Variable **Zone:** 5-6



Popular because of its graceful habit and the sharp accent of its culm color. Much sought after for its black stems which develop after 6 months to a year from green culms. Care should be taken in placing this bamboo in a protected location to keep the culms from freezing to the ground in severe winters.

- 6' #5 Cont. (June) .....
- 8' #10 Cont. (June) .....

**nuda**

**Snow Bamboo**

**Height:** 15-30' **Spread:** Variable **Zone:** 5



Hardest of the tall bamboos. Each node has a white ring easily seen on the larger culms. Forms a beautiful grove. Hardy to -25°.

- CLUMP #2 Cont. ....
- 6' #5 Cont. ....
- 8-10' #10 Cont. ....
- 10-12' #20 Cont. ....

**vivax 'Aureocaulis'**

**Golden Vivax Bamboo**

**Height:** 15-35' **Spread:** Variable **Zone:** 5-6



This striking bamboo has golden culms painted with random green stripes. A very attractive bamboo that prefers a sunny site but protection from severe cold and desiccating winter winds.

- 6' #5 Cont. ....
- 8-10' #10 Cont. ....
- 10-12' #20 Cont. ....

**PLEIOBLASTUS chino 'Vaginatus Variegatus'**

**Height:** 18-36" **Spread:** Variable **Zone:** 5



The narrow, highly variegated white striped leaves of this variety make a low finely textured groundcover stunning in the landscape. The delicate variegations give it an elegant appearance. Prefers partial shade. Cut to ground in spring to renew growth.

- CLUMP #2 Cont. ....

**H  
A  
R  
D  
Y  
  
B  
A  
M  
B  
O  
O**

**BAMBOO HARDINESS**

Any bamboo may die completely to the ground in severe winters, however their roots should persist and new culms appear in spring. A great deal of hardiness has to do with placement in the landscape, wind and winter protection.

**PLEIOBLASTUS – Continued**

**fortunei 'Variegata' Dwarf White-Stripe Bamboo**

**Height:** 18-30" **Spread:** Variable **Zone:** 5 ○ ●

Nice ground cover bamboo with bright white and green variegated foliage that holds its color all season. Cut to ground in early spring to renew growth.

CLUMP #1, #2 & #5 Cont. ....

**pygmaea var. distichus Dwarf Fernleaf Bamboo**

**Height:** 18-24" **Spread:** Variable **Zone:** 5 ○ ●

The long slender foliage creates an attractive low growing, running groundcover useful both in partial shade and full sun. The long slender leaves are two-ranked on the branches giving it a fernleaf appearance best shown in full sun. Cut to ground early in spring to renew growth.

CLUMP #1 & #2 Cont. ....

**pygmaea var. distichus 'Wooster's Dwarf' Wooster's Dwarf Bamboo**

**Height:** 12-24" **Spread:** Variable **Zone:** 5 ○ ●

This dwarf ground cover bamboo is the shortest bamboo we have grown. It will make a good container plant or could be used for a lawn alternative in partial shade. Remember to keep in bounds with barrier or surround with turf.

CLUMP #1 & #2 Cont. ....

**pygmaea 'Hogumosasa' Pygmy Bamboo**

**Height:** 12-24" **Spread:** Variable **Zone:** 5 ○ ●

Hardy dwarf bamboo. The upright stems have short branches and 3-4" bright green foliage which gives flattened appearance at top of stems. Once established through its fast spreading rhizomes it will survive despite dryness, shade and root competition from trees. Excellent evergreen groundcover. Formerly known as *Arundinaria pygmaea*. Cut to ground early in spring to renew growth.

CLUMP #2 Cont. ....

**shibuyanus 'Tsuboi' Tsuboi Bamboo**

**Height:** 2-3' **Spread:** Variable **Zone:** 5 ● ○

New leaves can emerge nearly white and retain their variegation through the season. The leaves are small and have a variable white stripe in the center. Useful as a container plant or groundcover, best sited in partial shade. Cut to ground in spring to renew growth.

CLUMP #2 Cont. ....

**viridi-striatus Dwarf Yellow-Stripe Bamboo**

**Height:** 18-24" **Spread:** Variable **Zone:** 5 ○ ●

Magnificent bright bamboo with leaves predominantly yellow. Best coloring in sun and good soil. Hardy to -20°F when mulched. A moderate spreader, plants may require containment. Cut to ground early in spring to renew growth.

CLUMP #1 & #2 Cont. ....

**viridi-striatus 'Chrysophyllus' Dwarf Golden Bamboo**

**Height:** 18-24" **Spread:** Variable **Zone:** 5 ○ ●

Striking golden foliage without the variegation of the species. Exhibits best color in a sunny site. Cut to ground early in spring and mulch in winter.

CLUMP #1, #2 & #5 Cont. ....

**H  
A  
R  
D  
Y  
  
B  
A  
M  
B  
O  
O**

# BAMBOO

VARIETY	HEIGHT	CULM MAX. DIAMETER	CUT BACK IN SPRING	HARDNESS (F°)	EXPOSURE			USES					RUNNING	CLUMPING
					(S) SUN	(LT) SHADE	(SH) SHADE	GROVE	SPECIMEN	HEDGING	GROUND COVER	INDOOR USE		
ARUNDINARIA gigantea (Native)	6-10'	3/4"	N	-15°	S	LT		X		X			X	
FARGESIA rufa	6'	1/2"	N	-20°		LT	SH		X	X				X
FARGESIA scabrada	10-12'	1/2"	N	-20°		LT	X		X	X				X
HIBANOBAMBUSA tran. 'Shiroshima'	6-10'	3/4"	N	-10°	S	LT		X	X				X	
INDOCALAMUS tessallatus	3-4'	1/2"	N	-15°		LT			X		X	X	X	
PHYLLOSTACHYS aureosulcata	15-25'	2"	N	-20°	S	LT		X	X	X			X	
PHYLLOSTACHYS a. 'Spectabilis'	15-25'	2"	N	-20°	S	LT		X	X	X			X	
PHYLLOSTACHYS bissetii	15-25'	2"	N	-25°	S	LT		X	X	X			X	
PHYLLOSTACHYS nigra	8-20'	1/2"	N	-0°	S	LT		X	X				X	
PHYLLOSTACHYS nigra 'Henon'	15-35'	2"	N	-15°	S	LT		X	X	X			X	
PHYLLOSTACHYS nuda	15-30'	2"	N	-25°	S	LT		X	X	X			X	
PLEIOBLASTUS chino vag. 'Varieg'	18-36"	1/4"	Y	-10°		LT					X		X	
PLEIOBLASTUS fortunei 'Variegata'	18-30"	1/4"	Y	-10°	S	LT					X		X	
PLEIOBLASTUS hogomosasa	12-24'	1/4"	Y	-10°	S	LT					X		X	
PLEIOBLASTUS pyg. v. distichus	18-24'	1/4"	Y	-10°	S	LT					X		X	
PLEIOBLASTUS p.dis. 'Wooster's Dw.'	10-15'	1/4"	Y	-5°	S	LT					X		X	
PLEIOBLASTUS shibuyanus 'Tsuboi'	2-3'	1/4"	Y	-5°	S	LT					X		X	
PLEIOBLASTUS viridi-striatus	18-24'	1/4"	Y	-20°	S	LT					X		X	
PLEIOBLASTUS v 'Chrysophyllus'	18-24'	1/4"	Y	-20°	S	LT					X		X	
PSEUDOSASA japonica	8-10'	3/4"	N	-15°	S	LT	SH	X	X	X		X	X	
SASA senanensis	6-10'	3/4"	N	-20°		LT	SH	X	X				X	
SASA veitchii	2-3'	1/4"	Y	-20°		LT	SH		X		X		X	
SASAELLA m. 'Albostrata'	1-3'	1/4"	Y	-10°		LT	SH				X		X	
SEMIRUNDINARIA fastuosa	10-20'	1 1/4"	N	-20°	S	LT		X	X	X			X	

**HARDY  
BAMBOO**

**H  
A  
R  
D  
Y  
  
B  
A  
M  
B  
O  
O**

**PSEUDOSASA japonica**

**Arrow Bamboo**

**Height:** 8-11' **Spread:** Variable **Zone:** 5



An excellent ornamental bamboo with large ornamental dark green leaves on strong erect culms. Useful as a screen or hedge in a protected area and partial shade. Requires winter mulching to protect the culms. Can be used as a container plant **indoors**.

CLUMP #2 & #5 Cont. ....

**SASA senanensis**

**Senan Bamboo**

**Height:** 5-8' **Spread:** Variable **Zone:** 5



Nice shrub forming bamboo for winter hardiness and good dark green foliage that holds up well all year. Can be planted in deep shade to light sun. A rare and desirable plant.

CLUMP #2 & #5 Cont. ....

**veitchii**

**Silver Edge Bamboo**

**Height:** 2-3' **Spread:** Variable **Zone:** 5



Low growing Japanese running bamboo. Large dark green leaves develop dry light-colored tan edges in the fall creating an attractive bold pattern which lasts through the winter. Good for borders and naturalizing areas in partial shade. Cut to ground early in spring and mulch in winter.

CLUMP #2 & #5 Cont. ....

**SASSELLA masumuneana 'Albostrata'**

**Dwarf White Striped Bamboo**

**Height:** 1-3' **Spread:** Variable **Zone:** 5



Forms low, dense clumps of attractive white to cream striped foliage. Can be used as a groundcover for stunning effects. Prefers partial shade. Cut to ground in early spring to renew growth.

CLUMP #2 Cont. ....

**SEMIARUNDINARIA fastuosa**

**Temple Bamboo**

**Height:** 10-20' **Spread:** Variable **Zone:** 5



An attractive erect growing bamboo with short branches that give each cane the appearance of a multi-tiered umbrella. Makes a majestic hedge with no leaning canes to contend with. Emerald green stems have beige culm sheaths that are persistent and decorative.

5' #5 Cont. ....

8-10' #10 Cont. ....

10-12' #20 Cont. ....

**SHIBATAEA kumasaca**

**Ruscus Leafed Bamboo**

**Height:** 3-6' **Spread:** Variable **Zone:** 5



A highly distinctive and ornamental Japanese bamboo with unusual foliage arranged in whorls around slender stems. It prefers acid soil and performs as a ground cover or short hedge.

CLUMP #2 & #5 Cont. ....

**FOR YOUR CONVENIENCE we accept**



# BARBERRY

## BERBERIS koreana

### Korean Barberry

**Height:** 6' **Spread:** 4-6' **Zone:** 4



Makes an excellent dense growing, thorny hedge. Dark green leaves turn brilliant red in the fall. Yellow flowers are borne in pendant clusters followed by dense clusters of red berries in the fall. Sun or partial shade.

18", 24", 30", 36" B&B .....

## x mentorensis

### Mentor Barberry

**Height:** 6' **Spread:** 4-6' **Zone:** 5



Dark green, semi-evergreen foliage has an outstanding ability to stand heat and drought. Useful as specimen or hedge. Sun or partial shade.

18", 24", 30", 36" B&B .....

## thunbergii var. atropurpurea 'Concorde'

### Concorde Barberry

**Height:** 18" **Spread:** 18-24" **Zone:** 4



Slower and more compact growing than Crimson Pygmy Barberry. The deep red purple leaves hold their color throughout the heat of summer.

12", 15", 18" #3 Cont. ....

## t. var. a. 'Helmond Pillar'

### Helmond Pillar Barberry

**Height:** 3-5' **Spread:** 15-24" **Zone:** 4



A columnar form of Red Barberry with handsome purple foliage that turns redder in the fall. Can be used in combination with perennial plantings, as a narrow hedge or small screen, or focal point.

18", 24", 30" #3 Cont. ....

## t. var. a. 'Nana'

### Crimson Pygmy Barberry

**Height:** 2' **Spread:** 3' **Zone:** 4



Dwarf plant with bright reddish-purple foliage ideal for low maintenance thorny hedge.

12", 15", 18" #3 Cont. ....

## t. 'Kobold'<sup>TM</sup>

### Kobold<sup>TM</sup> Barberry

**Height:** 18-24" **Spread:** 2' **Zone:** 4



Bright green form of Pygmy Barberry that works well in dwarf hedges as an alternative to boxwood. Sun or partial shade.

12", 15" #3 Cont. ....

## t. 'Rose Glow'

### Rose Glow Barberry

**Height:** 3-4' **Spread:** 3-4' **Zone:** 4



The older maroon foliage is accented by the newer foliage which takes on hues of pink creating a rose-red aura over the plant. Sun.

15", 18", 24" #3 Cont. ....

# BIRCH

## BETULA alleghaniensis

### Yellow Birch

**Height:** 60' **Spread:** 35-45' **Zone:** 3



Clean, dark green foliage turns golden-yellow in fall. Makes a handsome shade tree for parks and naturalized areas. Prefers moist, well drained, cool soils. **Native.**

CLUMP 6' #5 Cont. ....

CLUMP 8' #20 Cont. ....

TREE 6' #5 Cont. ....

TREE 1 1/4" #10 Cont. ....

TREE 1 3/4", 2" #20 Cont. ....

CLUMP 6', 7', 8', 9', 10', 12' B&B .....

TREE 1 1/2", 1 3/4", 2" B&B .....

**BETULA – Continued**

**nigra Dura Heat®  
(‘BNMTF’)**

**Dura Heat® River Birch**

**Height:** 40-50' **Spread:** 30-35' **Zone:** 4



Dura Heat® has a dense, green foliage canopy and is quite tolerant of hot summer temperatures as the name implies. The tree is fast growing with upright sweeping branches eventually forming a somewhat rounded canopy. Foliage turns butter yellow in autumn. Prefers moist soil but is adaptable to most soils. Selected from **native** species.

- CLUMP 8' #10 Cont. ....
- CLUMP 8', 9', 10', 12', 14' B&B .....
- TREE 2 1/2", 3" B&B .....

**n. Fox Valley™  
(‘Little King’)**

**Fox Valley™ River Birch**

**Height:** 10' **Spread:** 12' **Zone:** 4



Develops into a dwarf, multi-stemmed shrub with a dense rounded habit. The cinnamon to brownish bark exfoliates at an early age to reveal a somewhat lighter shade of brown inner bark. Resistant to Bronze Birch Borer. Use as a specimen for small landscapes. Selected from **native** species.

- 30", 36" #5 Cont. ....
- 4' #10 Cont. ....
- 3', 4' B&B.....

**n. Heritage®  
(‘Cully’)**

**Heritage® River Birch**

**Height:** 40-50' **Spread:** 30-35' **Zone:** 4



Extraordinary for its bark which ranges from tan to creamy white to parchment white. It is a vigorous grower that tolerates wet poorly drained soils, but does equally well in upland soils. Resistant to Bronze Birch Borer. Valuable as a specimen tree or focal plant in a bed planting. Selected from **native** species.

- CLUMP 6', 8' #10 Cont. ....
- TREE 6' #5 Cont. ....
- TREE 1 1/4" #10 Cont. (Summer) .....
- CLUMP 6', 7', 8', 9', 10', 12', 14' B&B .....
- TREE 2", 2 1/2", 3" B&B .....

**papyrifera ‘Select’**

**Paper Birch**

**Height:** 40-50' **Spread:** 25-30' **Zone:** 2



The beauty of this white birch is dramatic against the green of other trees. The trees show great vigor developing snowy white bark at about 2 1/2" caliper with large green leaves that turn golden yellow in the fall. The trees also show high resistance to Bronze Birch Borer when sited properly. Prefers moist but well drained acid soils and a site where the root system remains shaded and cool. A superior strain of **native** Paper Birch.

- CLUMP 6', 8' #10 Cont. ....
- TREE 6' #5 Cont. ....
- TREE 1 1/4" #10 Cont. (Summer) .....
- CLUMP 6', 7', 8', 9', 10', 12' B&B .....
- TREE 1 3/4", 2" B&B.....

**BETULA – Continued**

**populifolia ‘Whitespire’**

**Whitespire Birch**

(aka *platyphylla v. japonica* ‘Whitespire’ )

**Height:** 30-40' **Spread:** 25' **Zone:** 5



A narrow pyramidal white-barked birch that is tolerant of high temperatures and resistant to the Bronze Birch Borer. Chalk white bark does not exfoliate. Selected from **native** species.

CLUMP 6', 8' #10 Cont. ....

TREE 1 1/4", 1 1/2" #10 Cont. ....

CLUMP 7', 8', 9', 10', 12' B&B .....

**BOG & MARGINAL**

**BOG PLANTS** – Roots in moist soil but not permanently submerged in water.  
**MARGINAL PLANTS** – Roots submerged to a depth of 0-6 inches.

**ACORUS calamus**

**Sweet Flag**

**Height:** 3-4' **Zone:** 4



Erect sword-like foliage has a sweet fragrance when crushed. The philodendron type flower is yellow-green on a leaflike flower stalk. Grows well in ponds, tubs, water gardens or streambanks in sun or partial shade. Can grow in moist soil or placed in **water to a depth of 8"**. **Native.**

CLUMP #2 Cont. ....

**c. ‘Variegata’**

**Variegated Sweet Flag**

**Height:** 2-3' **Zone:** 4



Creamy white vertically striped foliage is similar to species but somewhat shorter and slower in growth. Especially suited for small ponds, tubs and troughs or used with waterlilies in moist soil or **placed to a depth of 4"**.

CLUMP 10" Squat Cont. (June) .....

**gramineus ‘Ogon’**

**Golden Variegated Japanese Sweet Flag**

**Height:** 10" **Zone:** 5-6



Bright golden foliage is effective on ponds edge. Needs moist location.

CLUMP 8" Squat Cont. (June).....

**ASTILBOIDES tabularis**

**Shieldleaf Rodgersflower**

(aka *Rodgersia tabularis*)

**Height:** 3-5' **Zone:** 5



A spectacular foliage plant with large circular, lobed leaves up to 2' or more across. Flowers resemble a large white astilbe in June. Prefers semi-shade in cool moist humus under deep-rooted trees or at waters edge, but will tolerate prolonged periods of flooding.

CLUMP #3 Cont. (July) .....

**B  
O  
G  
  
A  
N  
D  
  
M  
A  
R  
G  
I  
N  
A  
L**

**CALTHA palustris**

**Marsh Marigold**

**Height:** 12-18" **Zone:** 3



Large bright yellow flowers above shiny, deep green leaves in early spring. Grows best in boggy soil or shallow water at the edge of a pond or stream. Naturalize in masses near waters edge. **Native.**

CLUMP #2 Cont. ....

**p. 'Double Gold'**

**Double Gold Marsh Marigold**



**Height:** 12-18" **Zone:** 3



**A new introduction from Klyn Nurseries.** We found this plant several years ago and after years of observation are proud to introduce this double flowered form of Marsh Marigold. The deep, double golden-yellow flowers are striking against dark green foliage that is more robust than the species. Flowers have twice as many petals as the native species and last longer in the landscape. Use in natural areas or in a moist area of the garden or near a pond. Selected from **Native** species.

CLUMP #2 Cont. ....

**CAREX crinita**

**Fringed Sedge**

**Height:** 3-4' **Zone:** 5



Dense clumps of erect triangular stems produce distinctive long drooping, narrow spikes in May and June. Found growing naturally in wet meadows, wet prairies and swamps. **Native** to Ohio.

CLUMP #1 Cont. ....

**dolichostachys 'Kaga Nishiki'**

**Gold Fountains Sedge**

**Height:** 6-12" **Zone:** 5



Fine-textured narrow, grass-like, bright green leaves (to 3/16" wide) are edged with yellow. Leaves arch upward and outward in a fountain-like tuft. Mass or group in woodland gardens, shade gardens, borders or rock gardens. It tolerates moist soils and dry conditions once established. Best cut back in early spring.

CLUMP #1 Cont. ....

**lurida**

**Shallow Sedge**

**Height:** 1-3' **Zone:** 3



This cool season grower remains attractive even in summer producing bristly seed heads in late spring. Spreads by short rhizomes. An excellent native useful for erosion control in ditches, bioswales and wet to moist soil. **Native** to Ohio and the eastern U.S.

CLUMP #1 Cont. ....

**muskingumensis**

**Palm Sedge Grass**

**Height:** 2-3' **Zone:** 3



Grows in erect clumps with weeping, light green lanceolate leaf blades which resemble a small palm tree. Use as a ground cover in shaded water gardens, rock gardens, naturalized plantings and perennial borders. Plants will take sun or shade but do best in medium to deeply shaded sites in wet locations. **Native** to Ohio.

CLUMP 8" Squat Cont. (June).....

CAREX – Continued

**nigra**

**Black Flowering Sedge**

**Height:** 6-8" **Zone:** 4



The soft blue-gray foliage can accent green plants or blend with other blue-gray plants such as columbine, iris and lamium. It is also good for water gardens and can grow in water up to 3-4" deep. Although spreading in habit, it is not invasive.

**Native** to eastern U.S.

CLUMP 8" Squat Cont. ....

**stricta**

**Tussock Sedge**

**Height:** 3' **Zone:** 4



Tussock sedge has long narrow bladed foliage and forms dense green mounds spreading by rhizomes. Useful in wetland restoration, wet meadows and bioswales. It is found in wetlands and moist forests **native** to Ohio and the eastern U.S.

CLUMP #1 Cont. (June) ....

**vulpinoidea**

**Fox Sedge**

**Height:** 1-3' **Zone:** 3



Fox sedge is a clumping grass with mid-summer fox tail seed heads useful for naturalizing or wetland mitigation. Use around ponds, streams, moist woodlands and bioswales. **Native** to Ohio, the Midwest and eastern U.S.

CLUMP #1 Cont. (June).....

**DARMERA peltata**

**Umbrella Plant**

**(aka Peltiphyllum peltatum)**

**Height:** 18"-3' **Zone:** 5



Dome shaped clusters of soft pink flowers on tall stalks rise directly from the rhizomes in very early spring, and the umbrella-like leaves 6-18" across are borne on 18" to 3' stalks that seem to spring directly from the ground. Russet foliage in fall. Superb for shady waterside plantings. Plants will grow in **moist shade** or in normal garden soils. The more moisture available, the bigger the plant. For specimen use or grouped with grasses or moisture loving Iris. **Native** to northwestern U.S.

CLUMP #2 Cont. ....

**EQUISETUM hyemale**

**Horsetail Rush**

**Height:** 2-4' **Zone:** 3



The tubular jointed, vertical, green stems form large clumps in moisture retentive soils in sun, partial shade or can be used in **water up to 6" deep** but do not submerge until well established. One of the oldest known plants. **Native**.

CLUMP 10" Squat Cont. ....

**scirpoides**

**Dwarf Horsetail**

**Height:** 8" **Zone:** 2



Makes an attractive, low grassy looking ground cover in moist or boggy soil. Useful in small pots or tubs and in small ponds. Slow to invade dry soils; grows well in **2 to 4" shallow water**. Care should be taken not to allow Dwarf Horsetail to run rampant in the garden.

CLUMP 10" Squat Cont. ....

**B  
O  
G  
A  
N  
D  
M  
A  
R  
G  
I  
N  
A  
L**

**ERIOPHORUM angustifolium**

**Cotton Grass**

**Height:** 12-18" **Zone:** 5



Grown for the cotton wool effect of the seed heads which appear in mid to late summer among grassy foliage. Thrives best in marshy situations where the roots are constantly **wet to depths of 4"**. Spreads by vigorous stolons. May be necessary to confine in small gardens. **Native.**

CLUMP 10" Squat Cont. ....

**GLYCERIA maxima 'Variegata'**

**Variegated Manna Grass**

**Height:** 2' **Zone:** 4



The creamy yellow and green foliage of this water loving grass fills in an area well, especially if the soil is rich, moist and light. **Will grow in dry soils or in water to 2" deep.**

CLUMP #2 Cont. ....

**HIBISCUS dasycalix**

**Neches River Rose Mallow**



**Height:** 3-5' **Zone:** 6



This rare, but easy to grow endangered **native** species from East Texas has proven hardy for us when grown as liners in our field beds. The four inch flowers are white with a deep red eye held above a background of 3-lobed thread-like foliage appearing July into early October. Originally raised from 2 pods of seed from Steve Castorani of North Creek Nurseries. Prefers a damp, sunny location but adapts to average garden soil.

CLUMP #3 Cont. ....

**moscheutos**

**Giant Hibiscus or Rose Mallow**

**Zone:** 5



Robust plants with impressive large flowers make showy accents. Useful in mass, as a hedge, or along the edge of a pond and **in waters up to 6" deep**. Remember, they break dormancy very late. Selected from **Ohio native** species.

**'Fantasia' 3' (P.P. 11853)** – 3 lobed leaves, compact rounded form and 8-9" lavender flowers. (July)

**'Fireball' 4' (P.P. 13631)** – Dissected foliage with a purplish glow and burgundy to red flowers. (July)

**'Kopper King' 3-4' (P.P. 10793)** – Copper-red 3-5 lobed leaves and 10-12" white flowers with a bright red eye.

**'Lord Baltimore' 3-4'** – Brilliant red 10" flowers with ruffled over-lapping petals. (July)

**'Ruby Dot' 3-4'** – Pure white with ruby eye, 10-12" flowers.

**'Super Rose' 3'** – Vibrant rosy-pink, 10" flowers. (July)

CLUMP #3 Cont. ....

*Online Availability*

[klynnurseries.com](http://klynnurseries.com)

Visit our website

Sales Staff  
Hot List\*  
Quote Form  
E-mail addresses  
Plant Lists & Lectures

Availability\*  
Klyn Catalog 2021\*  
Illustrated Catalog  
About Us / Directions  
**Password: route84**

**HOUTTUYNIA cordata 'Chameleon'**

**Chameleon Houttuynia**

**Height:** 6-9" **Zone:** 5



This new and exciting groundcover displays a kaleidoscope of colors – yellow, green, pink and scarlet red. Sun for best color, but does well in shade. Spreads by underground stems which are vigorous in moist areas, **grows well in water to 4" deep.**

CLUMP #1 Cont. (June).....

**IRIS ensata**

**Japanese Iris**

**(aka Iris kaempferi)**

**Zone:** 5



The blooms are 6-9" across and appear in June in a wide range of colors. Adapts well to full sun or partial shade and moist soils. Ideal for use near the edge of a water garden or in **water to 1" deep.**

**'Azuma Kagami' 24"** – Bluish white flowers with lilac veins.

**'Eden's Blue Pearl' 34"** – Sky blue flowers with white veins. **SOLD OUT**

**'Eden's Harmony' 34"** – White with a bluish to pink blush. Stamens pure white. **SOLD OUT**

**'Eden's Purple Glory' 34"** – Deep blue with narrow yellow mark near throat. Stamens purple.

CLUMP #2 Cont. (May).....

**x Louisiana Hybrids**

**Louisiana Iris**

**Height:** 2-4' **Zone:** 5



A group of Iris derived by hybridizing several American species **native** to wet or boggy areas from Louisiana through the Mississippi Valley. The group is said to have the broadest range of colors of all the Iris. Those offered here are hardy to Zone 5 and adaptable to the perennial border providing additional water is provided during the growing season. Best grown in boggy areas and around ponds or in the water garden to **depths of 6" or more.**

**'Black Gamecock' 24"** – Deep blue & dark purple.

**'Bold Pretender' 36"** – Bright red bi-tone.

**'Hurricane Party' 39"** – Red-violet.

**'Sea Knight' 20-24"** – Dark blue.

**'Treasured Memory' 28-30"** – Orange-red.

CLUMP #2 Cont. (May).....

**pseudacorus**

**Yellow Flag or Water Iris**

**Height:** 3-5' **Zone:** 5



Forms upright clump of sword shaped leaves. Yellow flowers emerge in May and June. Can be grown in full sun if soil is moist and wet, prefers partial shade. Useful in wet areas near the edge of streams and ponds and in **water to 6" deep.**

CLUMP #2 Cont. ....

**p. 'Variegata'**

**Variegated Water Iris**

**Height:** 2-3' **Zone:** 5



Showy yellow stripes on the leaves create an outstanding effect near the waters edge. The yellow flower can be lost in the outstanding variegated foliage. Foliage color fades to green in mid July.

CLUMP #2 Cont. ....

**B  
O  
G  
G  
Y  
A  
N  
D  
M  
A  
R  
G  
I  
N  
A  
L**

**IRIS – Continued**

**siberica**

**Siberian Iris**

**Height:** 28-40" **Zone:** 3



Beardless, late spring and early summer bloomer. Their graceful flowers and foliage make them particularly well suited for informal settings or blending with other perennials and shrubs. Best grown in full sun in a slightly acid moist soil or in **water to 1" deep**.

‘**Blue Moon**’ 36" – Large violet blue falls with contrasting clear blue styles.

‘**Butter 'n Sugar**’ 28" – Yellow and white flowers.

‘**Caesar’s Brother**’ 36" – Dark velvety violet-blue flowers.

‘**White Swirl**’ 40" – Large white flowers.

CLUMP #2 Cont. ....

**versicolor**

**American Blue Flag**

**Height:** 4-5' **Zone:** 3



Lavender-purple blooms 2 1/2-3" in early summer. The sword-shaped leaves stand strong and erect all season. Useful in wet areas near the edge of streams and ponds, and thrives in **shallow water to 6" deep**. **Native**.

CLUMP QTS. (15 per flat, full flats only), #2 Cont. ....

**JUNCUS effusus**

**Common Rush**

**Height:** 2-3' **Zone:** 4



This moisture loving plant has a rigid, upright appearance, forming dense tussocks and an inconspicuous yellow-green flower. Ideal for the waters edge, and can grow in **water up to 8" deep** in sun or shade. Vigorous grower. **Native**.

CLUMP #2 Cont. ....

**glaucus**

**Blue Rush**

**Height:** 2' **Zone:** 4



Gun metal blue, slender cylindrical, upright foliage makes an ideal accent for the water or bog garden. Also nice for massing or in pots. Prefers moist, boggy soil or **shallow water to 4" deep**.

CLUMP 10" Squat Cont. ....

**inflexus ‘Blue Arrows’**

**Blue Arrows Rush**

**Height:** 3' **Zone:** 4



The soft blue color and upright form is useful as an accent near the waters edge or slightly submerged. It can also be used in containers or in average garden soil as it is drought tolerant once established.

CLUMP 10" Squat Cont. ....

**inflexus ‘Blue Medusa’**

**Blue Medusa Rush**

**Height:** 1-2' **Zone:** 4



Provides excellent accent around the edge of a pond or pool with striking cylindrical dusty blue foliage that spirals out from the crown. Can be used at the water's edge or in **water 1-3" deep** in sun or light shade.

CLUMP 10" Squat Cont. ....

**B  
O  
G  
A  
N  
D  
M  
A  
R  
G  
I  
N  
A  
L**

**LOBELIA cardinalis**

**Red Cardinal Flower**

**Height:** 3-4' **Zone:** 3



Bright red flowers on 3' stems above dark green foliage in late summer. Can be used as naturalizing plant. Prefers moist soils or **water to 4" deep** in sun or shade. **Native.**

CLUMP #2 Cont. ....

**c. 'New Moon Maroon'**

**New Moon Maroon Cardinal Flower**

**Height:** 2-3' **Zone:** 3



*Lobelia c. 'New Moon Maroon'* features deeper maroon foliage that persists throughout the growing season. A robust garden selection, it performs well in average conditions to standing water. Attractive to hummingbirds. Selected from a **native** species.

CLUMP #2 Cont. ....

**siphilitica**

**Great Blue Lobelia**

**Height:** 2-3' **Zone:** 4



Blue flower spikes in August and September are displayed against a background of dark green foliage. Prefers rich, moist soil. **Native.**

CLUMP #2 Cont. ....

**PETASITES hybridus**

**Hybrid Butterbur**

**Height:** 3' **Zone:** 4



Attractive flower heads of purple and beige on 2' stems appear in early spring before huge, rounded leaves on 3' stems emerge. Suitable for naturalizing large areas of moist stream banks and lowlands. In small gardens, plants may be contained by planting in sunken tubs. **Best in shade and boggy areas.**

CLUMP 10" Squat Cont. (July) .....

**japonicus subsp. gigantea**

**Japanese Butterbur**

**Height:** 3' **Zone:** 5



Vigorous perennial with widely creeping rhizomes. The large round leaves up to 2' or more across are held on top of 3' stems. Densely clustered yellow-white flower heads appear in early spring long before foliage emerges. Plants require ample room to spread without invading less vigorous neighboring plants. **Prefers shade and boggy areas.**

CLUMP 10" Squat Cont. ....

**j. 'Variegata'**

**Variegated Butterbur**

**Height:** 2-3' **Zone:** 4



Imposing foliage plant that presents large, creamy variegated umbrella-like leaves on 3' stems eventually forming large dazzling colonies. Best in moist, sunny or semi-shaded sites.

CLUMP 10" Squat Cont. ....

**NATIVE PLANTS**.....We offer a broad line of **native** species.

**Native** has been bold faced in the plant description. Visit the Plant Lists & Lectures tab at [Klynnurseries.com](http://Klynnurseries.com) for a complete listing of this and other planting suggestions.

## BOG AND MARGINAL PLANTS

### PLANTS THAT CAN BE PLANTED IN WATER AND MUD AND THEIR PLANTING DEPTHS.

VARIETY	PLANTING DEPTH	VARIETY	PLANTING DEPTH
ACORUS calamus and cvs.	0-8"	JUNCUS effusus	0-8"
gramineus 'Ogon'	0-2"	glaucus	0-4"
ASTILBOIDES tabularis	0-1"	inflexus 'Blue Arrows'	1-3"
CALTHA palustris and cvs.	0-2"	inflexus 'Blue Medusa'	1-3"
CAREX select cvs.	0-2"	LOBELIA cardinalis	0-4"
EQUISETUM hyemale	0-6"	PETASITES hyb. and cvs.	0-4"
scirpoides	2-4"	PONTADERIA cordata	0-12"
ERIOPHORUM angustifolium	0-4"	RODGERSIA cvs.	0-1"
GLYCERIA m. 'Variegata'	0-2"	SAURURUS cernuus	0-6"
HIBISCUS moscheutos cultivars	0-6"	chinensis	0-6"
HOULTTUYNIA c. 'Chameleon'	0-4"	SCIRPUS species and cvs.	0-12"
IRIS kaempferi and cvs.	0-1"	TYPHA minima	0-4"
Louisiana cvs.	0-6"		
pseudacorus	0-6"		
siberica and cvs.	0-1"		
versicolor	0-6"		

### PLANTS FOR MOIST TO WET SOILS

#### TREES

ACER rubrum and cvs.  
 ALNUS glutinosa  
 AMELANCHIER species  
 BETULA nigra  
 CATALPA speciosa  
 CHAMAECYPARIS thuyoides and cvs.  
 GLEDITSIA tri. in. and cvs.  
 LARIX species  
 LIQUIDAMBAR styraciflua  
 METASEQUOIA glyptostrobooides  
 NYSSA sylvatica  
 PLATANUS acerifolia  
 QUERCUS bicolor  
    palustris  
 SALIX species  
 TAXODIUM distichum

#### PERENNIALS

AJUGA reptans and cvs.  
 ARUNCUS dioicus  
 ASTILBE species and cvs.  
 ASTILBOIDES tabularis  
 CALTHA palustris  
 CHELONE lyonii  
 DARMERA  
 EUPATORIUM fistulosum  
 HEMEROCALLIS species and cvs.  
 IRIS kaempferi and cvs.  
    Louisiana cvs.  
    pseudacorus  
    siberica and cvs.  
    versicolor  
 KIRENGESHOMA palmata  
 LIGULARIA species and cvs.  
 LOBELIA siphilitica  
 LYSIMACHIA species and cvs.  
 PETASITES japonica  
 POLYGONATUM o. 'Variegata'  
 POLYGONUM bistorta  
 RODGERSIA species and cvs.

#### SHRUBS

AMORPHA fruticosa  
 ARONIA arbutifolia and cvs.  
 AZALEA viscosum  
 CALYCANTHUS floridus  
 CLETHRA alnifolia and cvs.

#### CEPHALANTHUS occidentalis

CORNUS alba and cvs.  
    amomum  
    racemosa  
    sericea and cvs.  
 DECODON verticillatus  
 HAMAMELIS species  
 ILEX verticillata  
 ITEA virginica and cvs.  
 LINDERA benzoin  
 MYRICA pensylvanica  
 PHOTINIA villosa  
 SALIX species  
 SAMBUCUS species  
 THUJA occ. and cvs.  
 VACCINIUM corymbosum and cvs.  
 VIBURNUM dentatum  
    lentago  
    nudum  
    opulus  
    prunifolium  
    trilobum

#### GRASSES

ARUNDO donax  
 CALAMAGROSTIS acutiflora & cvs.  
 CAREX species and cvs.  
 CHASMANTHIUM latifolium  
 DESCHAMPSIA caes. 'Goldstaub'  
 ERIANTHUS ravennae  
 GLYCERIA m. 'Variegata'  
 HAKONECHLOA m. 'Aureola'  
 LUZULA species  
 MISCANTHUS sinensis and cvs.  
 PANICUM virgatum and cvs.  
 PHALARIS a. 'Picta'  
 SPARTINA p. 'Aureo-marginata'

#### FERNS

ADIANTUM pedatum  
 ATHYRIUM filix-femina  
    thelypteroides  
 DRYOPTERIS spinulosa  
 MATTEUCCIA pensylvanica  
 OSMUNDA species

**PONTADERIA cordata**

Pickereel Rush

Height: 2-3' Zone: 3



Numerous stems with lance-shaped shiny green leaves. Spike of soft blue flowers appears late summer. Each blossom has two yellow dots on upper petal. Thrives only in full sun and **in water up to 12" deep. Native.**

CLUMP 10" Squat Cont. ....

**RODGERSIA aesculifolia**

Fingerleaf Rodgersflower

Height: 3' Zone: 4



Impressive large coarse textured foliage plant bears handsome flower plumes of pink to cream. These plants are for the marsh or waterside and will scorch if soil is not permanently moist. **Fragrant.**

CLUMP #3 Cont. ....

**pinnata 'Bronze Peacock' P.P. 24780**

Bronze Peacock Rodgersflower

Height: 22-28" Zone: 5



The huge glossy leaves emerge a deep metallic bronze turning green edged bronze in summer. Airy plumes of tiny pink flowers on 48" spikes in early summer. Use as specimen in the woodland garden or at the water's edge. Will not tolerate dry shade.

CLUMP #3 Cont. (July) ....

**p. 'Chocolate Wings' PPAF**

Chocolate Wings Rodgersflower

Height: 3-4' Zone: 5



Foliage emerges brown and changes color through the season to green, bronze and red before changing to brown again. Flowers open pale pink and darken to burgundy red. **Fragrant.**

CLUMP #3 Cont. ....

**p. 'Elegans'**

Featherleaf Rodgersflower

Height: 30" Zone: 5



Sports large, bold attractive leaves with a finely serrated margin and pale pink to white paniced flowers from late spring to midsummer. Prized for the eye catching bold foliage and showy **fragrant** flowers. Use in shade in moist soil. Will not tolerate dry shade.

CLUMP #3 Cont. (July) ....

**SAURURUS cernuus**

Lizard's Tail

Height: 2-3' Zone: 4



**Native** plant with deep green heart-shaped leaves. Gracefully arching spikes of tiny flowers nod above foliage in summer. Works well at waters edge and **to depths of 6".**

CLUMP 10" Squat Cont. ....

**chinensis**

Chinese Lizard's Tail

Height: 18-24" Zone: 5



A striking form of Lizard's Tail with light green foliage. The 2-3" nodding racemes of white flowers are backed by the upper most leaf which turns white amplifying the flower effect. **Happy at the waters edge or depths to 6".**

CLUMP 10" Squat Cont. ....

**SCIRPUS cyperinus**

**Woolgrass**

(aka *Schoenoplectus*)

**Height:** 4-6' **Zone:** 4



Large, arching heads of woolly spikelets turn coppery in late summer and persist into winter. The long slender leaves grow from dense clumps in saturated or boggy soils. **Native** to Ohio.

CLUMP 10" Squat Cont. (May).....

**pungens**

**Three-Square Bulrush**

(aka *S. americana*)

**Height:** 3-5' **Zone:** 4



An excellent shallow water emergent plant for ponds and shorelines. Forms a clump with slowly spreading rhizomes and sharply triangular culms. Thrives in wet soil on the edges of ponds, lakes and streams, but will also **grow in water up to 12" deep. Native.**

CLUMP 10" Squat Cont. (May).....

**tabernaemontani 'Zebrinus'**

**Zebra Bulrush**

**Height:** 3-4' **Zone:** 5



Rounded stems are barred with broad rings of green and creamy white. A decorative cultivar. Useful at the waters edge in constantly moist soil with **water to 8" deep.** For best foliage, keep plant submerged at least to crown depth.

CLUMP 10" Squat Cont. (June).....

**TYPHA minima**

**Miniature Cattail**

**Height:** 30" **Zone:** 4



Very narrow, stiff, green grass-like leaves. In early summer miniature brown cattails rise above the foliage. Thrives in wet or watery soil or can be placed in **small ponds to depths of 4"**. Nice waters edge accent.

CLUMP 10" Squat Cont. (May).....

**BUTTERFLY BUSH**

(Deer Tolerant)

**BUDDLEIA 'Blue Chip Jr.' P.P. 26581 Lo & Behold® Blue Chip Jr. Butterfly Bush**

**Height:** 18-30" **Spread:** 24" **Zone:** 5



Fragrant lavender blue flowers bloom continuously throughout the summer against a background of silver green mounded foliage.



**Flutterby Petite® Series**

The new Flutterby Buddleia introduced by Ball Ornamentals feature dense growth habit and continuous bloom from early summer until frost with largely sterile cultivars.

**Tutti Fruitti Pink**

**Flutterby Petite® Tutti Fruitti Pink Butterfly Bush**

('Podaras #13' P.P. 22177)

**Height:** 2-3' **Spread:** 2-3' **Zone:** 5



Fragrant fuchsia pink flowers over low mounding green foliage can be used as a ground cover or part of the perennial border.

#3 Cont. ....



# BOXWOOD

**BOXWOOD ARE DEER RESISTANT PLANTS.**

To insure viability of field grown Buxus we recommend waiting until May to dig.

**BUXUS x 'Green Gem' Green Gem Boxwood**

**Height: 2' Spread: 2' Zone: 5** ○ ●

This compact boxwood naturally produces a globe shape which requires little pruning. Deep green foliage. Slow growing.

12", 15" #3 Cont. ....  
9", 12", 15" B&B.....

**x 'Green Mountain' Green Mountain Boxwood**

**Height: 5' Spread: 3' Zone: 4** ○ ●

Small dark green leaves form a perfect, wide pyramidal oval excellent for hedging.

15", 18" #3 Cont. ....  
18", 24" #5 Cont. ....  
15", 18" B&B .....  
PYR 24", 30" #5 Cont. ....  
PYR 24", 30", 36" B&B .....

**x 'Green Velvet' Green Velvet Boxwood**

**Height: 3' Spread: 3' Zone: 5** ○ ●

Slow growing variety ideal for low hedges. Lends itself to round shaping. Deep green leaves hold their color.

12" #3 Cont. ....  
12", 15", 18" #5 Cont. ....  
12", 15" B&B.....

**microphylla 'Morris Dwarf' Morris Dwarf Boxwood**

**Height: 1-2' Spread: 1-2' Zone: 5** ○ ●

This dense, tight, slow growing boxwood makes an excellent small hedge that requires little to no clipping. Excellent for small hedges, bonsai and rock gardens and where detail is important.

9", 12" B&B (Summer).....

**microphylla var. jap. 'Sunnyside' Sunnyside Boxwood**

**(aka Large Leaf Asiatic)**

**Height: 3-5' Spread: 4-6' Zone: 5-6** ○ ●

This large leaved form has a rounded habit and vigorous growth rate. Remains green with a slight bronze cast in winter.

15", 18", 24" B&B .....

**microphylla 'Winter Gem' Winter Gem Boxwood**

**Height: 3-4' Spread: 4-5' Zone: 5** ○ ●

A large leaf form with densely branched habit displays light green spring growth maturing to a dark green color that is retained through the winter. Rounded habit.

12", 15" #3 Cont. ....  
15", 18" #5 Cont. ....  
15", 18" B&B.....

**BUXUS – Continued**

**sempervirens ‘Asheville’**

**Asheville Boxwood**

**Height:** 4-5' **Spread:** 3' **Zone:** 5



The plant forms a natural pyramid with dark green foliage holding good dark green color all winter. It was first planted at Secret Arboretum in 1923 and has survived temperatures of -20°.

24", 30" #5 Cont. ....

15", 18", 24" B&B .....

**s. ‘Schmidt’**

**Schmidt Boxwood**

**Height:** 4-7' **Spread:** 3-4' **Zone:** 5



Narrow, lustrous, dark green foliage holds its color throughout the winter without damage. This vigorous plant has a tight upright habit, excellent for hedging or sculpting.

15", 18", 24", 30", 36" B&B .....

**s. ‘Vardar Valley’**

**Vardar Valley Boxwood**

**Height:** 2' **Spread:** 3-4' **Zone:** 5



Low, compact boxwood with flat-topped mounded form and lustrous dark blue-green foliage. Does best in protected site.

12" #5 Cont. ....

12", 15", 18" B&B .....

**CALLICARPA bodinieri ‘Profusion’**

**Profusion Beautyberry**

**Height:** 6-8' **Spread:** 6' **Zone:** 5



Outstanding display of violet-purple fruits in fall. Forms a vigorous bushy shrub with small lavender flowers in July and August. Easily grown in sun or light shade. Do not cut back like other Beautyberries, blooms on second year wood.

24", 30" #3 Cont. ....

**dichotoma ‘Early Amethyst’**

**Early Amethyst Beautyberry**

**Height:** 3-4' **Spread:** 3-4' **Zone:** 5



Abundant small, bright lilac berries appear in profusion on graceful arching branches earlier than other forms of Beautyberry. Creates a show in the garden from early September through mid November. Best treated as a herbaceous perennial in sun or light shade.

24", 30" #3 Cont. ....

**CALOCEDRUS decurrens**

**Incense Cedar**

**Height:** 30-35' **Spread:** 8-10' **Zone:** 5



A handsome specimen for large areas and formal plantings, growing in a narrow column. The shiny dark green, aromatic foliage is similar in form to Arborvitae. Prefers moist, well-drained fertile soil in full sun or light shade. Best transplanted as a container grown plant.

24" #3 Cont. ....

36" #5 Cont. (July) .....

---

**Visit the Plant Lists & Lectures Tab**  
at [klynnurseries.com](http://klynnurseries.com) for a complete  
listing along with other plant suggestions.

**CALYCANTHUS floridus**

**Sweetshrub**

**Height:** 6-9' **Spread:** 6-9' **Zone:** 4



A dense, rounded shrub with dark reddish-brown fragrant flowers in May. Aromatic stems and leaves when bruised. Worthwhile in any garden or shrub border. Sun or shade. **Native** to eastern U.S.

18", 24", 30" #5 Cont. ....

**f. 'Athens'**

**Athens Sweetshrub**

**Height:** 4-6' **Spread:** 4-6' **Zone:** 5



A unique yellow flowered form of **native** sweetshrub with tremendous fragrance. The foliage is lustrous, dark green with a dense mounded habit. Use in sun or shade to bring fragrance to the shrub border.

**SOLD OUT**

**x raulstonii 'Hartlage Wine'**

**Hartlage Wine Sweetshrub**

**Height:** 8-10' **Spread:** 6-8' **Zone:** 5



The result of a cross of *Calycanthus floridus* x *Sinocalycanthus sinensis*, the plant has large glossy dark green foliage and a more open habit than our native. The summer flowers are 2-3" across and wide open like a Star Magnolia but with a clear merlot coloration.

24", 30", 36" #5 Cont. (Summer).....

**x 'Venus' P.P. 15925**

**Venus Sweetshrub**

**Height:** 5-6' **Spread:** 5-6' **Zone:** 5



The plant forms a medium sized shrub with large, unique magnolia-like flowers. The white flowers have a rose blush in the center and have a fragrant fruity aroma of strawberries and melons. A complex hybrid introduced by Tom Raney, J.C. Raulston, Arboretum.

18", 24", 30" #5 Cont. (Summer) .....

**CAMPSIS SPECIES & CVS. – SEE VINE SECTION & CHARTS**

**CARPINUS betulus**

**European Hornbeam**

**Height:** 30-40' **Spread:** 30-40' **Zone:** 4



Medium-sized deciduous tree with smooth gray bark and fluted trunk. Excellent small landscape tree useful as screens, hedges and groupings. Withstands pruning well. Tolerant of a wide range of soils but prefers well drained sites. Sun to light shade.

2", 2 1/2", 3", 3 1/2" B&B .....

**b. 'Columnaris'**

**Columnar European Hornbeam**

**Height:** 25' **Spread:** 10' **Zone:** 4



A distinctly upright columnar to narrow teardrop growth habit through maturity. In summer the tree is covered in dark green foliage giving it a formal aristocratic appearance. Excellent for complementing tall buildings or buildings with strong vertical lines.

**LIMITED SUPPLY – VISIT ONLINE AVAILABILITY**

---

Sun, shade symbols are listed in order of plant preference to achieve ideal growth.

○ Full Sun    ◐ Partial Shade    ● Full Shade

**CARPINUS – Continued**

**b. 'Columnaris Nana' Dwarf Columnar European Hornbeam**

**Height:** 6-8' **Spread:** 2-2½' **Zone:** 5  

Truly a dwarf form of Columnar Hornbeam that remains dwarf and compact. The dark green foliage of summer turns golden yellow in the fall. Useful as a unique dwarf hedge that requires little pruning or as a sculpted specimen that resembles a fine bonsai creation without all the pruning. Plants are easily integrated into rock gardens or Japanese style plantings.

LG 30", 36" #10 Cont. (June) .....

STD 4' HT Cont. – **LIMITED SUPPLY – VISIT ONLINE AVAILABILITY**

STD 4' HT 2", 2½" B&B .....

**b. 'Fastigiata' Pyramidal European Hornbeam**

**Height:** 35' **Spread:** 25' **Zone:** 4  

Very symmetrical medium sized tree with clean, dark green foliage. Heat and drought resistant. Useful for its narrow upright form.

1¾" B&B .....

**b. 'Lucas' Lucas Columnar Hornbeam**

**Height:** 20-30' **Spread:** 10-12' **Zone:** 4  

The tree has a dense, columnar habit staying narrower than *C. b. 'Fastigiata'*. Foliage is dark green through the growing season turning brown in autumn and is retained on the tree until spring useful for winter effect. Useful as a specimen, hedge, or as a street tree.

**LIMITED SUPPLY – VISIT ONLINE AVAILABILITY**

**b. 'Pendula' Weeping European Hornbeam**

**Height:** 12-15' **Spread:** 15' **Zone:** 4  

Wide spreading, pendulous branches create a dwarf undulating shape. The foliage is very dense creating an artistic garden accent.

2", 2½", 3" B&B .....

**caroliniana Muscledwood or American Hornbeam**

**Height:** 25-35' **Spread:** 20-25' **Zone:** 3   

A handsome native tree with smooth, gray, muscled bark. Fall foliage is yellow, orange, or scarlet. Useful in naturalized situations. Does well in partial shade. Tolerant of wet soils. **Native.**

1¾", 2", 2½", 3", 3½" B&B .....

**caroliniana Autumn Fire™ 'MY1' Autumn Fire™ Hornbeam**

**Height:** 25' **Spread:** 6-8' **Zone:** 5   

'Autumn Fire™' brings a new form to our **native** American Hornbeam. Not only is it a true fastigiated form with crisp green summer foliage but also sports amazing shades of burgundy, orange and red foliage in the fall with color that can persist into November. It has proven to be a vigorous grower and brings a new possibility for design where a narrow upright small to medium sized tree is needed. Useful as a street tree for narrow spaces, as a screen or where space is limited providing great seasonal autumn color. Selected as a seedling from the **native Ohio** species. **A Klyn Nurseries Introduction.**

1¾", 2", 2½" B&B .....



**CARPINUS – Continued**

**japonica** **Japanese Hornbeam**  
**Height:** 20-30' **Spread:** 20-25' **Zone:** 4 ○ ●  
 Slender, dark green leaves have a remarkable rugose, wavy texture giving a deeply veined appearance. During summer and autumn the long 'hops' decorate the tree. Becomes a distinctive small tree with furrowed bark. Nice in multiple or single stem form.  
 TREE 1½", 1¾", 2" B&B .....

**CARYA cordiformis** **Bitternut Hickory**  
**Height:** 50-75' **Spread:** 30-40' **Zone:** 4 ○ ●  
 Slender tree with irregular, cylindrical crown of stiff ascending branches and gray to brown shallowly furrowed bark. One of the faster growing hickories. **Native to Ohio.**  
 5', 6' #5 Cont. ....

**illinoensis** **Hardy Pecan**  
**Height:** 70-100' **Spread:** 40-75' **Zone:** 5 ○ ●  
 The largest member of the hickory family forms a tall straight trunk with symmetrical, broadly oval crown. The sweet edible nuts of pecan are favored by wildlife and people. Pecan is **native** to the rich, moist soils of bottomlands of the Mississippi Valley to southern Indiana with limited distribution in southern Ohio.  
 1¼" #10 Cont. ....

**lacinosa** **Shellbark Hickory**  
**Height:** 60-80' **Spread:** 60-70' **Zone:** 4 ○ ●  
 Shellbark Hickory is the largest of the true hickories. The Shellbark's sweet and edible nut is larger than the Shagbark nut. The bark is similar to Shagbark Hickory on mature trees. Found on moist fertile soils of floodplains and bottomlands. **Native to Ohio.**  
 5', 6' #5 Cont. (Summer) .....  
 5', 6' #10 Cont. ....

**ovata** **Shagbark Hickory**  
**Height:** 60-80' **Spread:** 60-80' **Zone:** 4 ○ ●  
 Easily identified by its gray shaggy bark, this **native** Ohio tree is rarely available because of slow growth in early years. Prefers a rich, well-drained loamy soil, but is adaptable to a wide range of soils. These plants have been container grown and will easily transplant.

**SOLD OUT**

**CARYOPTERIS x clandonensis 'Dark Knight'** **Dark Knight Bluebeard**  
**Height:** 3' **Spread:** 3' **Zone:** 5 ○  
 Fragrant dark blue flowers appear in August and September on a more compact and upright growing plant than *C. 'Blue Mist'*.  
 SHRUB #3 Cont. ....

**x c. 'Longwood Blue'** **Longwood Blue Bluebeard**  
**Height:** 4' **Spread:** 4' **Zone:** 5 ○  
 Blue-violet flowers adorn this gray-green mounded shrub in August and September. All Caryopteris can be cut to ground in spring to renew plants as they flower on new wood.  
 SHRUB #3 Cont. ....

**CASTANEA mollissima**

**Chinese Chestnut**

**Height:** 40' **Spread:** 40' **Zone:** 4



Forms a tree that is generally low branching with a rounded crown. Trees are easiest transplanted from containers. In early summer the tree is covered in soft yellowish-white catkins against a background of coarse foliage. The tasty nuts are enclosed in spiny husks that are very ornamental in fall.

6' #5 Cont. ....

**CATALPA speciosa**

**Northern Catalpa**

**Height:** 40-60' **Spread:** 35' **Zone:** 4



Fast growing **native** tree with large green, heart-shaped leaves. Showy white spotted flower panicles bloom in late June. The tree has an open, irregular, oval crown useful in park like settings or native plantings. Adaptable to difficult areas, wet or dry, hot or cold.

**SOLD OUT**

**CEANOTHUS americanus**

**New Jersey Tea**

**Height:** 3-4' **Spread:** 3-5' **Zone:** 4



Compact native shrub blooms white in June-July. Deep green foliage. Loves the sun and well drained soils, but tolerates dry sites in sun or shade. **Native** to eastern U.S. 12", 15", 18" #3 Cont. ....

**CEDRUS atlantica 'Glauca'**

**Blue Atlas Cedar**

**Height:** 20-30' **Spread:** 10-15' **Zone:** 6



Makes a stunning specimen in the landscape. The young silvery foliage turns vivid glaucous blue as it matures. Provide a sunny, well drained site out of desiccating winter winds. The tree will not get to its massive potential in colder Zone 6.

**SOLD OUT**

**a. 'Glauca Pendula'**

**Weeping Blue Atlas Cedar**

**Height:** 12-15' **Spread:** Variable **Zone:** 6



A small specimen tree with silvery blue needles and graceful, cascading, pendulous branches that can be trained to a variety of forms creating a distinctive effect in the landscape.

**LIMITED SUPPLY – VISIT ONLINE AVAILABILITY**

**libani 'Glauca Pendula'**

**Weeping Cedar of Lebanon**

**Height:** 15-25' **Spread:** 6-10' **Zone:** 5-6



The plant has a vertical habit and strong central leader with descending branches and blue gray foliage. Makes a superb specimen or focal point.

**LIMITED SUPPLY – VISIT ONLINE AVAILABILITY**

**libani var. stenocoma**

**Cedar of Lebanon**

**Height:** 40-60' **Spread:** 20-25' **Zone:** 5



The variety stenocoma is an extremely hardy form of this picturesque specimen tree with stiff habit, green foliage and rigidly upright cones. Best transplanted as a container grown plant. Prefers well-drained loam in an open, sunny location.

4', 5' #5 Cont. ....

**CELASTRUS VINES – SEE VINE SECTION & CHARTS**

**CELTIS occidentalis**

**Common Hackberry**

**Height:** 40' **Spread:** 30' **Zone:** 2



A good deep rooted street tree with rough corky bark that resists damage. Tolerant of harsh climatic conditions as well as urban abuse. Adaptable to almost any soil conditions and pH. Ohio **native**.

1¾", 2" B&B .....

**CEPHALANTHUS occidentalis**

**Buttonbush**

**Height:** 6-10' **Spread:** 6-10' **Zone:** 4



Rounded, loose form with glossy foliage useful in naturalizing and wet areas. The creamy-white globular flower heads are showy and appear in mid-July. **Thrives in wet or even watery soil.** Useful near or in ponds and streams. Will not do well in dry soils. Ohio **native**.

18", 24" #3 Cont. ....

30", 36" #5 Cont. ....

**o. Magical® Moonlight**

**Magical® Moonlight Buttonbush**

**(‘Kolmoon’)**

**Height:** 5-6' **Spread:** 4-6' **Zone:** 5



The plant forms a compact mound of glossy green foliage that in midsummer is adorned with showy bright white globular flowers attractive to pollinators. In autumn the foliage turns a beautiful moonlight yellow. A perfect choice for the damp garden, rain garden or bioswale. It will also adapt to average garden soils that are not too dry. Formerly sold as ‘*Moonlight Fantasy Buttonbush*’. Cultivar of Ohio **native**.

15", 18", 24" #3 Cont. ....

24", 30" #5 Cont. ....

**CEPHALOTAXUS harringtonia**

**Japanese Plum Yew**

**Height:** 6-10' **Spread:** 10' **Zone:** 5



A superb aristocratic evergreen with 2" long taxus-like black-green needles and unusual texture. The form can be variable from low spreading to round, but usually wider than tall. Not only is it shade tolerant, but also **deer proof**. Prefers a moist, well-drained soil in shade. Useful in groupings or as an accent.

12", 15" #3 Cont. ....

18", 24" #5 Cont. (Summer) .....

**h. ‘Duke Garden’**

**Duke Garden Japanese Plum Yew**

**Height:** 2-4' **Spread:** 3-4' **Zone:** 5



A dense, compact form of plum yew with dark green 2" needles that is slightly aromatic. Useful in small gardens and low hedges and borders. **Deer tolerant**. Prefers a moist but well drained fertile soil in sun or shade.

12", 15" #3 Cont. (Summer) .....

**h. ‘Fastigiata’**

**Columnar Japanese Plum Yew**

**Height:** 5-6' **Spread:** 2-4' **Zone:** 5



Forms a slow growing columnar plant with deep green needles spirally arranged on the stem. Can be used as a slow growing alternate to *Taxus hicksii*. **Deer proof**. Prefers a moist but well drained fertile soil in sun or shade.

15", 18" #3 Cont. ....

**CEPHALOTAXUS – Continued**

**h. 'Prostrata'**

**Prostrate Plum Yew**

**Height:** 2-3' **Spread:** 4-10' **Zone:** 5



This low growing evergreen prefers light to moderate shade and is **deer resistant**. In full sun the foliage will be a light green. The glossy, deep green needles are borne on slightly arching branches giving it a graceful appearance. The texture and neat habit make it useful in groupings or as a focal plant especially at the edge of a woodland border, surrounding a patio or along a walkway.

12", 15" #3 Cont. ....

**CERCIDIPHYLLUM japonicum**

**Katsura Tree**

**Height:** 40-50' **Spread:** 40-50' **Zone:** 4



Small heart-shaped foliage, bronze in early spring, dark bluish-green in summer and yellow to scarlet in fall. Narrow columnar when young, becoming broad with maturity.

6', 8' #5 Cont. ....

1 1/4", 1 1/2", 1 3/4" #10 Cont. ....

1 3/4", 2" #20 Cont. ....

**j. 'Amazing Grace'**

**Amazing Grace Weeping Katsura Tree**

**Height:** 15-25' **Spread:** 10-15' **Zone:** 4



Forms a mound of gracefully weeping branches, which look like blue-green water cascading over rocks. This is the form to use in a small garden.

**j. 'Morioka Weeping'**

**Morioka Weeping Katsura Tree**

**Height:** 30-50' **Spread:** 30' **Zone:** 4



A much different weeping Katsura that keeps a central leader and can become a much larger specimen in the landscape as it develops into a large tree. Formerly know as *C. j. 'Magnificum Pendula'*.

6' #5 Cont. ....

1 1/4", 1 1/2" #10 Cont. ....

1 3/4", 2", 2 1/2", 3" #20 Cont. ....

**CERCIS canadensis**

**Redbud**

**Height:** 20-25' **Spread:** 25-30' **Zone:** 4



Small purplish-pink flowers in spring cover the tree followed by heart-shaped leaves. Our plants are raised from seed collected from local trees that have proven extremely winter hardy. Effective as single specimen, grouped in the shrub border or natural setting. **Native.**

TREE 6' #5 Cont. ....

CLUMP 5', 6' B&B ....

1 1/2", 1 3/4", 2", 2 1/2" B&B ....

**c. alba 'Royal White'**

**Royal White Redbud**

**Height:** 20-25' **Spread:** 25-30' **Zone:** 5



Masses of white, sweet pea like flowers bloom profusely up and down the branches and trunk of the tree. One of the hardiest strains of redbud.

6' #5 Cont. ....

1 1/4", 1 1/2" #10 Cont. ....

1 1/2", 1 3/4" B&B ....

**CERCIS – Continued**

**c. 'Alley Cat'** **Alley Cat Redbud**  
**Height:** 20-25' **Spread:** 25-30' **Zone:** 5 ○ ●  
 Dark pink flowers emerge in late April or early May before the leaves begin to show in shades of copper pink and soft green. As the foliage matures splashes of white variegation appear remaining stable and scorch resistant. Alan Bush found *Cercis* c. '*Alley Cat*' in an alley near his home in Kentucky.  
 6', 1 1/4" #10 Cont. ....

**c. 'Appalachian Red'** **Appalachian Red Redbud**  
**Height:** 20-25' **Spread:** 25-30' **Zone:** 5 ○ ●  
 The buds cover the branches with intense deep reddish-pink brighter than any other redbud we have seen. The flowers are a blend of red and dark pink that seem to glow and are absolutely stunning. The habit and foliage are similar to the species. Cultivar of **native** species.  
 5', 6' #5 Cont. ....  
 6', 1 1/4" #10 Cont. ....  
 1 1/2", 1 3/4" B&B .....

**c. Carolina Sweetheart™** **Carolina Sweetheart™ Redbud**  
**('NCCC1' P.P. 27712)**  
**Height:** 8-10' **Spread:** 8' **Zone:** 5 ○ ●  
 Typical redbud flowers in spring are followed by variegated foliage in shades of pink, red, white, purple and green. A superb choice for contrast in any landscape. Introduced by Dr. Tom Raney at North Carolina State University.  
 6' #5 Cont. (July) .....



**c. Flame Thrower®** **Flame Thrower® Redbud**  
**('NC2016-2' P.P. 31260)**  
**Height:** 15-20' **Spread:** 15' **Zone:** 5 ○ ●  
 The pink flowers of spring are only the beginning of the show. The foliage emerges burgundy red followed by bright yellow and green as it ages and color persists throughout the season often with a blend of four or five colors. Introduced by Dr. Tom Raney at North Carolina State University.  
 5', 6' #5 Cont. (July) .....

**c. 'Forest Pansy'** **Forest Pansy Redbud**  
**Height:** 20-25' **Spread:** 25-30' **Zone:** 5 ○  
 Brilliant red-purple new foliage softens to burgundy-red during the summer and finally dark green just before leaf drop. Deep rose-purple flowers in May. Needs full sun for best color. An unusual ornamental tree makes an excellent accent or garden specimen. Selected from **native** species.  
 6' #5 Cont. ....  
 4', 1 1/4" #10 Cont. ....

**c. 'Hearts of Gold' P.P. 17740** **Hearts of Gold Redbud**  
**Height:** 20-25' **Spread:** 25-30' **Zone:** 5 ○  
 The foliage emerges red and quickly turns into large golden heart-shaped leaves that remain colorful all summer and do not burn in the sun. New growing tips in spring take on an orange-red tone which makes a nice contrast to the older chartreuse to golden foliage. If planted in the shade foliage will turn green. Flowers and form are typical of the species. Selected from **native** species.  
 6' #5 Cont. (June) ....  
 6', 1 1/4" #10 Cont. ....

**CERCIS – Continued**

**c. The Rising Sun**

**The Rising Sun Redbud**

(‘JN2’ P.P. 21451)

**Height:** 10-12’ **Spread:** 10-15’ **Zone:** 5



New growth is shades of orange and yellow with a hint of red turning lime green in summer and in autumn the entire tree turns shades of golden yellow. Flowers are orchid pink in May. The tree is a smaller grower than the species.

**LIMITED SUPPLY – VISIT ONLINE AVAILABILITY**

**WEeping FORMS**

**canadensis ‘Covey’ P.P. 10328**

**Lavender Twist® Redbud**

**Height:** 8-10’ **Spread:** 8’ **Zone:** 5



A strong pendulous form with zigzag branching and large glossy dark green leaves that turn yellow in fall. In spring lavender-pink pea-like flowers cover the tree. Makes an outstanding specimen in the landscape. Introduced by Tim Brotzman. Selected from **native** species.

- 5’ #5 Cont. ....
- 6’, 1¼” #10 Cont.....
- 2”, 2½” B&B .....

**c. Golden Falls®**

**Golden Falls® Redbud**

(‘NC2015-12’ P.P. 31658)

**Height:** 8-10’ **Spread:** 4-6’ **Zone:** 5



The new foliage of spring emerges orange and matures to bright gold that holds up well in sun and heat. The narrow weeping habit lends itself well to use in a small garden setting.

- 5’, 6’ #5 Cont. (July).....
- 6’, 1¼” #10 Cont.....

**c. ‘Ruby Falls’ P.P. 22097**

**Ruby Falls Redbud**

**Height:** 8’ **Spread:** 8’ **Zone:** 5



Ruby Falls is a weeping form of Forest Pansy. The velvety purple foliage is displayed on graceful weeping branches, making a spectacular show in spring and early summer aging to bronze-green by mid to late summer. Rose purple flowers emerge before the leaves unfold. Developed at North Carolina State University from a cross of *C. c. ‘Covey’* x *‘Forest Pansy’*.

- 5’ #5 Cont. (Summer) .....
- 6’, 1¼” #10 Cont. ....
- 1½”, 1¾”, 2” B&B .....

**c. ‘Vanilla Twist’ P.P. 22744**

**Vanilla Twist Redbud**

**Height:** 12’ **Spread:** 8’ **Zone:** 5



Vanilla Twist is a cross between *C. ‘Royal White’* and *C. ‘Covey’* resulting in a weeping white redbud. It combines the cold hardiness and color of one parent with the floriferous and weeping habit of the other. Introduced by Tim Brotzman of Madison, Ohio.

- 1¼”, 1½”, 1¾”, #10 Cont. ....
- 1¾”, 2” #20 Cont. ....

**CHAENOMELES specioso 'Cameo'**

**Cameo Quince**

**Height:** 2-3' **Spread:** 4' **Zone:** 4



Double apricot-pink flowers are borne in profusion in early May before leaves appear. Outstanding low growing variety which is nearly thornless.

**s. 'Contorta'**

**Contorted Quince**

**Height:** 3-4' **Spread:** 3-4' **Zone:** 5



The twisted branches are covered with white to light pink flowers in spring. The plants are staked to emphasize the distinct features of the plant. Useful for winter interest, specimen and bonsai specimen.

**s. 'Jet Trail'**

**Jet Trail Quince**

**Height:** 3' **Spread:** 4' **Zone:** 4



White flowering sport of Texas Scarlet. Adaptable to wide range of soils. Best flowering in sun but tolerates shade. Good for hedging, massing or as a border. More thorns than Texas Scarlet.

**s. 'Kingishi'**

**Kingishi Quince**

**Height:** 4-5' **Spread:** 3-4' **Zone:** 5



A mid sized upright growing quince with showy bright orange single flowers. Good for hedging, massing or as a border.

**s. 'Texas Scarlet'**

**Texas Scarlet Quince**

**Height:** 3' **Spread:** 4' **Zone:** 4



Fiery scarlet flowers appear in May before leaves appear. Shiny green foliage remains effective all season. Almost thornless. Sun or partial shade. (June)

**x superba 'Crimson and Gold'**

**Crimson and Gold Quince**

**Height:** 2-3' **Spread:** 4' **Zone:** 5



This low growing quince has velvety crimson red flowers with bright golden stamens and a low spreading habit. Useful for hedges, shrub border, and massing.

**VARIETIES MAY NOT BE AVAILABLE IN ALL SIZES**

15", 18", 24" #3 Cont. ....

30", 36" #5 Cont. ....

**CHAMAECYPARIS**

**CHAMAECYPARIS nootkatensis 'Glauca'**

**Blue Nootka False Cypress**

**Height:** 25' **Spread:** 6-8' **Zone:** 4



This blue form of Nootka False Cypress is more compact and columnar than other forms. Useful as hedge, screen or as a focal plant.

5', 6' B&B .....

**n. 'Green Arrow'**

**Green Arrow False Cypress**

**Height:** 30' **Spread:** 4' **Zone:** 4



The erect central leader shoots skyward and is draped in short branches covered in blue-green foliage creating a narrow spire of growth. The base of the plant has a fairly wide and dense skirt of branches that sweep upward and outward. Produces an evergreen exclamation point in the landscape.

5', 6' B&B .....

**CHAMAECYPARIS – Continued**

**n. 'Moonshot'** **Moonshot False Cypress**  
**Height:** 30' **Spread:** 8' **Zone:** 5 ○ ●

Very similar to 'Green Arrow' but with a distinct blue cast to the foliage in spring and summer. The plant forms a narrow spire with distinctive weeping downward sweeping branches. A striking specimen where a narrow upright evergreen is desired. Introduced by Joe Stupka.  
 5', 6', 7' B&B .....

**n. 'Pendula'** **Weeping Nootka False Cypress**  
**Height:** 30' **Spread:** 15-20' **Zone:** 4 ○ ●

Tall growing, graceful specimen plant. Main branches have a graceful upsweeping effect while branchlets droop vertically. This green foliated form is more open and artistic than other weeping forms.  
 6', 7' B&B (Summer) .....

**n. 'Pendula Dense Form'** **Weeping Nootka False Cypress**  
**Height:** 30' **Spread:** 15-20' **Zone:** 4 ○ ●

A much more densely branched form of Weeping False Cypress with bluish-green foliage and a light tinge of yellow highlighting the branchlets. Grows slower and denser than the green weeping form. Makes a full geometric specimen.  
 5', 6' B&B (Summer) .....

**n. 'Pendula Glauca'** **Blue Weeping Nootka False Cypress**  
**Height:** 30' **Spread:** 12-18' **Zone:** 4 ○ ●

Elegant specimen tree. Pendulous branchlets on weeping branches. Same as species but blue-green in color, slightly slower growing with heavier branch habit.  
 5', 6' B&B .....

**obtusa 'Crippsii'** **Crippsii Golden Hinoki False Cypress**  
**Height:** 10-15' **Spread:** 6' **Zone:** 5 ○ ●

An outstanding golden conifer with a dense, distinct pyramidal growth habit. Its brilliant golden yellow color persists on the tips year-round. Slowly reaches 8-10 feet. Prefers an eastern exposure. Avoid hot afternoon sun.  
 18", 24" #3 Cont. (Summer) .....  
 30" #5 Cont. ....

**o. 'Fernspray Gold'** **Fernspray Gold Hinoki False Cypress**  
**Height:** 4-8' **Spread:** 3-6' **Zone:** 5 ○ ●

Froned-like branches are rich golden-yellow in color and fine in texture. Useful as a specimen or that different landscape touch. Prefers a moist, well drained soil in a sunny to lightly shaded, protected area.  
 PYR 24", 30" #3 Cont. (June) .....  
 4', 5' B&B .....

**o. 'Filicoides'** **Fernspray False Cypress**  
**Height:** 10-15' **Spread:** 6-8' **Zone:** 5 ○ ●

Dense, ferny, moss green foliage on frond-like branches. Pyramidal form and open habit makes a nice specimen useful in a planter or Oriental garden. Moist, well drained soil in a sunny or partially shaded protected area.  
 PYR 24", 30", 36" #3 Cont. ....  
 4', 5' B&B .....

**CHAMAECYPARIS – Continued**

- o. 'Gitte'****Gitte False Cypress**

**Height:** 18-24" **Spread:** 2-3' **Zone:** 5 ○ ●

'Gitte' is a compact, mound-forming evergreen with twisted stems bearing dense sprays of scale-like, golden-yellow to yellow-green leaves. Excellent small specimen for the front of the border or rock garden.

12", 15" #3 Cont. ....
- o. 'Gracilis'****Hinoki False Cypress**

**Height:** 15-20' **Spread:** 6-8' **Zone:** 5 ○ ●

Upright pyramidal growth with compact dark green foliage and somewhat open branch habit.

18", 24", 30" #3 Cont. ....

36" #5 Cont. (Summer) .....

5', 6' B&B (Summer) .....
- o. 'Gracilis Aurea'****Golden Hinoki False Cypress**

**Height:** 15-20' **Spread:** 6-8' **Zone:** 5 ○ ●

A tight upright form of Hinoki Cypress with foliage just like the cultivar 'Gracilis' but colored a bright golden yellow. Needs good sunlight to keep the foliage colorful but protect from strong western winds in winter.

15", 18" #3 Cont. ....

24" #5 Cont. ....
- o. 'Gracilis Compacta'****Compact Hinoki False Cypress**

**Height:** 6-8' **Spread:** 3-4' **Zone:** 5 ○ ●

A compact form of Hinoki Cypress that grows half to two-thirds as fast and large as regular Hinoki Cypress.

15" #3 Cont. (Summer) .....

24" #5 Cont. ....
- o. 'Kosteri'****Koster Hinoki False Cypress**

**Height:** 3-4' **Spread:** 4-5' **Zone:** 5 ○ ●

This semi-dwarf form of Hinoki Cypress has olive green, downward cupped foliage. Forms an irregular pyramid with age.

12", 15" #3 Cont. ....
- o. 'Meroke Twin'****Meroke Twin False Cypress**

**Height:** 3-6' **Spread:** 2-3' **Zone:** 5 ○ ●

New foliage is bright lemon-yellow, maturing to a deeper gold. Compact, but upright growth habit. Nice accent plant for a small space.

15", 18", 24" #3 Cont. ....
- o. 'Nana'****Dwarf Hinoki False Cypress**

**Height:** 2-3' **Spread:** 2-3' **Zone:** 4 ○ ●

Dwarf, broadly conical form. The densely packed branches display dark green foliage. Very dwarf and slow growing. Excellent for patios, small gardens and containers. Sun or partial shade.

10", 12" #3 Cont. (Summer) .....

---

We have decided to remove our pricing from our catalog. We are still listing all sizes that are currently and forecasted to be available. Please be aware that these listings are subject to change at any time. All of our pricing is on our availability.

**CHAMAECYPARIS – Continued**

- o. 'Nana Gracilis'** **Dwarf Hinoki False Cypress**  
**Height:** 3-4' **Spread:** 3-4' **Zone:** 5 ○ ●  
 Dwarf, broadly conical form. The densely packed branches display dark green foliage. Dwarf and slow growing. Excellent for patios, small gardens and containers. Sun or partial shade.  
 12", 15" #3 Cont. ....  
 STD 24" HT 12", 15" HD #5 Cont. ....
- o. 'Reis Dwarf'** **Reis Dwarf False Cypress**  
**Height:** 4' **Spread:** 18" **Zone:** 5 ○ ●  
 A nice dwarf that has an upright habit with irregular mounds of bright green foliage that is produced in clumps along the central stem of the plant. Lends itself to pruning to unusual shapes.  
 12", 15", 18" #3 Cont. ....
- o. 'Repens'** **Prostrate Hinoki False Cypress**  
**Height:** 2-3' **Spread:** 4-5' **Zone:** 5 ○ ●  
 Dense green foliage on a dwarf, prostrate plant. Nice rock garden plant or in the small garden.  
 12", 15" #3 Cont. ....
- o. 'Split Rock'** **Split Rock False Cypress**  
**Height:** 8' **Spread:** 4' **Zone:** 5 ○ ●  
 Slow growing Hinoki type cypress that exhibits distinctively blue and green foliage in both juvenile and adult forms.  
 12", 15", 18" #3 Cont. ....  
 24" #5 Cont. ....
- o. 'Templehof'** **Templehof False Cypress**  
**Height:** 5-8' **Spread:** 4-6' **Zone:** 5 ○ ●  
 Strong growing, dense, broadly conical, semi-dwarf form of Hinoki Cypress with crisp green fan-shaped branchlets. Moderately slow grower.  
 12", 15", 18" #3 Cont. ....
- o. 'Tonia'** **Tonia False Cypress**  
**Height:** 4' **Spread:** 3-4' **Zone:** 5 ○ ●  
 The cream tipped dark green foliage sprays are most effective in late summer through winter on a dwarf conical plant.  
 10", 12", 15" #3 Cont. ....  
 18" #5 Cont. ....
- o. 'Torulosa'** **Twisted Hinoki False Cypress**  
**Height:** 6-10' **Spread:** 4-8' **Zone:** 5 ○ ●  
 Irregular growing, becomes an upright, finely textured mound with age. Dark green, twisted, thread-like foliage with reddish stems. Slow grower. Nice in the small garden.  
 15", 18" #3 Cont. ....  
 24", 30" #5 Cont. ....  
 36" #10 Cont. ....  
 36", 42" B&B .....

**CHAMAECYPARIS – Continued**

**o. 'Torulosa Nana'** **Dwarf Twisted Hinoki False Cypress**  
**Height:** 3-4' **Spread:** 3-4' **Zone:** 5 ○ ●

The twisted and irregular foliage forms on a more compact plant that usually develops into a compact mound for the small garden. This particular form was selected from a witches broom on a plant of *C. o. 'Torulosa'* at Klyn Nurseries.  
 12", 15" #3 Cont. ....  
 12", 15" #3 Cont. ....

**o. 'Verdonii'** **Verdon Gold False Cypress**  
**Height:** 4-7' **Spread:** 2-3' **Zone:** 5 ○ ●

A golden yellow sport of *C.o. 'Nana Gracilis'* that does not burn in the sun. Good accent plant for small areas or rock gardens. Slow growing.  
 12", 15" #3 Cont. ....  
 18" #5 Cont. ....

**pisifera 'Baby Blue'** **Baby Blue False Cypress**  
**Height:** 6' **Spread:** 4' **Zone:** 4 ○

A Boulevard Cypress with small foliage and same blue color with white highlights. Will make a tidy garden specimen for many years. New from Australia.  
 15", 18" #3 Cont. ....  
 18" #5 Cont. ....

**p. 'Boulevard'** **Boulevard False Cypress**  
**Height:** 12' **Spread:** 6-8' **Zone:** 4 ○

Soft fine textured, plume-like silvery-blue foliage forms an irregular, rounded cone. Good in rock gardens or as accent plants. Sun.  
 18" #3 Cont. ....  
 Pom Pom #5 Cont. ....

**p. 'Compacta Variegata'** **Dwarf Variegated False Cypress**  
**Height:** 2-3' **Spread:** 2-3' **Zone:** 4 ○ ●

This dwarf and compact mound of flat sprays of adult foliage has flecks and splashes of golden yellow variegation. Useful in the rock garden or dwarf conifer garden.  
 12", 15", 18" #3 Cont. ....  
 24" #5 Cont. ....

**p. 'Filifera'** **Green Thread False Cypress**  
**Height:** 8-15' **Spread:** 4-7' **Zone:** 4 ○ ●

Thread branch cypress has long, thread-like pendulous foliage and an irregular mounding habit. With time it can become a small tree. Useful as an accent plant or hedge in sun or partial shade.  
 15", 18" #3 Cont. ....



This symbol denotes many plants with improved or unique characteristics that we have selected & introduced.

**CHAMAECYPARIS – Continued**

**p. 'F. Golden Mop'**

**Golden Mop False Cypress**

**Height:** 3-6' **Spread:** 3-6' **Zone:** 3



Dwarf form that remains gold all year. Useful as small specimen or colorful addition to foundation planting, rock gardens or border. Keep leaders pruned to maintain compact form. The plant can take on a broadly pyramidal form if leaders are allowed to grow.

- #1 Cont. ....
- 12", 15", 18" #3 Cont. ....
- 18", 24" #5 Cont. ....
- 18", 24", 30", 36" B&B .....

**p. 'Lime Pie'**

**Lime Pie False Cypress**

**Height:** 3' **Spread:** 3' **Zone:** 4



A unique form of Sawara Cypress with lime-green foliage on a compact, mounded plant. The low stature of the plant will fit well into rock or railroad gardens. Give adequate sunlight to develop the best lime green color.

- 10", 12" #3 Cont. ....

**p. 'Squarrosa Intermedia'**

**Blue Moss False Cypress**

**Height:** 6-10' **Spread:** 3-6' **Zone:** 4



An irregular upright mound of dense blue juvenile foliage that can congest in mounds or grow leader-like arms. Excellent for topiary work.

- PomPom #5 or #10 Cont. ....

**p. 'Vintage Gold'**

**Vintage Gold False Cypress**

**Height:** 3-6' **Spread:** 3-5' **Zone:** 4



Fern-like form of 'Gold Mops' with soft and attractive golden foliage forming a strong growing golden mound. The bright yellow foliage holds its color and does not fade in summer or winter. Useful in massing or as an accent plant in a sunny location. Keep leaders pruned to maintain compact form. The plant can take on a broadly pyramidal form if leaders are allowed to grow.

- 12", 15" #3 Cont. ....

**CHIONANTHUS pygmaeus**

**Dwarf Fringetree**

**Height:** 4-8' **Spread:** 4-8' **Zone:** 5-6



Usually forms a small shrub with the same intensity of bloom as *C. virginicus* but in a smaller form. The plant is an endangered species **native** to central Florida but noted by Dirr as withstanding temperature to -13. Truly a rare and virtually impossible plant to find in the trade.

- TREE 6' #5 Cont.....



**retusus**

**Chinese Fringetree**

**Height:** 15-25' **Spread:** 20-25' **Zone:** 5



Lustrous dark green leathery leaves create a spreading, rounded outline. Erect clusters of snow white flowers in May have been compared to a dome of soft, fleecy snow. The bark is a polished light brown and may exfoliate in papery curls. A highly ornamental specimen.

- CLUMP 5', 6" B&B .....
- TREE 1 3/4", 2" B&B .....

**CHIONANTHUS** – Continued

**r. 'Tokyo Tower'** **Tokyo Tower Chinese Fringetree**  
**Height:** 10' **Spread:** 3' **Zone:** 5-6 ○ ●

A unique dwarf columnar selection of the showy chinese fringetree. The showy, fragrant clusters of white flowers appear in May against a background of dark green foliage and cinnamon colored exfoliating bark providing year round interest on this small ornamental tree.  
 4', 5' #5 Cont. ....

**virginicus** **White Fringetree**  
**Height:** 15-18' **Spread:** 15-18' **Zone:** 4 ○ ●

Showy fringe-like flowers create a spectacular effect in spring followed by dark blue fruit borne prolifically on female plants. Nice specimen shrub, excellent in groups, borders or near buildings. **Native** to eastern U.S.  
 CLUMP 3', 4' #5 Cont. ....  
 CLUMP 5', 6' #10 Cont. ....

**CLADRASTIS kentukea** **Yellowwood**  
**(aka lutea)**  
**Height:** 30-40' **Spread:** 30-40' **Zone:** 4 ○

Striking tree with long panicles of fragrant white flowers in June. Bright green foliage contrasts nicely with darker leaved trees and turns golden-yellow in fall. Excellent small shade tree for smaller properties, as a single specimen or in groupings. **Native** to eastern U.S.  
 1¾", 2", 2½" B&B .....

**CLEMATIS heracleifolia var. davidiana** **David Clematis**  
**Height:** 2-3' **Spread:** 2-3' **Zone:** 5 ○ ●

Unusual herbaceous bush variety producing clusters of sweetly scented hyacinth-blue flowers August-September. Useful in the perennial border and works equally as well in the woody landscape.  
 CLUMP #3 Cont. ....

**CLEMATIS VINES – SEE VINE SECTION & CHARTS**

**CLETHRA alnifolia** **Summersweet**  
**Height:** 3-6' **Spread:** 3-6' **Zone:** 3 ○ ● ●

Interesting deep green foliage and spicy, fragrant white flowers, July through September. Thrives in moist, shady locations. **Native** to eastern U.S.  
 24", 30" #5 Cont. (Summer) .....

**a. 'Hummingbird'** **Hummingbird Summersweet**  
**Height:** 30" **Spread:** 3-4' **Zone:** 3 ○ ● ●

Delightful compact rounded form of Summersweet with glossy dark green foliage. The fragrant white flowers cover the plant in July and August. Useful for its summer flower in the shrub border. Grows well in sun or shade. Prefers damp, organic soils. Selected from **native** species.  
 15", 18" #5 Cont. ....

---

All sizes listed are current or forecasted to be available. Because plants are always growing, growing at different rates and are always being sold, not all sizes are available at all times.

**CLETHRA – Continued**

**a. 'Ruby Spice'** **Ruby Spice Summersweet**

**Height:** 3-6' **Spread:** 3-6' **Zone:** 3 ○ ● ●

Vibrant pink buds open to deep pink flowers that don't fade. The foliage is lustrous dark green on a compact plant. Developed as a branch sport of Pinkspire Clethra and introduced by Dr. Richard Jaynes. Selected from **native** species.

18", 24", 30" #5 Cont. (Summer) .....

**a. 'Sixteen Candles'** **Sixteen Candles Summersweet**

**Height:** 30" **Spread:** 36-42" **Zone:** 4 ○ ● ●

Selected as a seedling of Hummingbird Clethra by Mike Dirr for its compact form and flowers that are held upright on the plant like candles on a birthday cake. The lustrous dark green foliage is a nice backdrop for the bright white flowers that are a magnet for the butterflies, bees and hummingbirds. Selected from **native** species.

18", 24" #5 Cont. ....

**COMPTONIA peregrina** **Sweet Fern**

**Height:** 2-4' **Spread:** 4-8' **Zone:** 2 ○ ●

Aromatic fern-like green foliage on flat-topped mound. Because of its suckering nature, it is ideal for naturalizing especially in poor infertile but well drained soils. Fixes its own nitrogen. Sun or partial shade. **Native.**

12", 15" #2 Cont. (Summer) .....

**DOGWOOD**

**CORNUS alba 'Bud's Yellow'** **Bud's Yellow Twig Dogwood**

**Height:** 6-8' **Spread:** 5-6' **Zone:** 3 ○ ●

An improved form of Yellow Twig dogwood with bright yellow stems superior to *Cornus s. 'Flaviramea'*.

24", 30", 36" #5 Cont. ....

**alba 'Elegantissima'** **Silverblotch Dogwood**

**Height:** 6' **Spread:** 6-8' **Zone:** 3 ○ ●

Red stems with green leaves edged white all summer.

18", 24", 30" #5 Cont. ....

**alba Ivory Halo®** **Ivory Halo® Dogwood**

**('Bailhalo')** **Height:** 5-6' **Spread:** 5-6' **Zone:** 3 ○ ●

A beautiful selection that retains green and white variegated foliage through the summer. Attractive red stems are pleasing against the snow. A more compact form than Silverblotch Dogwood with fuller, finer texture. Excellent hedge for smaller areas.

18", 24" #5 Cont. ....

**alternifolia** **Pagoda Dogwood**

**Height:** 15-25' **Spread:** 20-25' **Zone:** 4 ● ○

Large **native** shrub or small tree with horizontally spreading branches. Small white flowers and bluish-black berries borne in clusters. Leaves turn reddish in autumn. Prefers partial shade but does well in full sun.

4', 5', 6' B&B .....

**CORNUS – Continued**

**amomum**

**Silky Dogwood**

**Height:** 6-10' **Spread:** 6-10' **Zone:** 4



Rounded, multi-stemmed shrub with purplish stems. Useful for massing and naturalizing especially in heavy, wet soils where many other shrubs would fail. Clusters of white flowers in spring become blue fruits with a blush of white in fall. This **Ohio native** makes a great naturalizer. We have observed **little to no summer browse by deer** compared to other species of red twig dogwoods.

- 18", 24", 30" #5 Cont. (Summer) .....
- 30", 3' B&B .....

**drummondii**

**Giant Gray Dogwood**

**Height:** 15-20' **Spread:** 10-15' **Zone:** 4



Similar in form to *C. racemosa* but larger. It can be pruned into a small tree or maintained as a tall screen when grown in bush form. White flower clusters in late spring and clusters of white fruit in fall will remain effective up to a month longer than *C. racemosa*. Works well for naturalizing, massing, screen or border. When grown in tree form this specimen is far superior to *C. racemosa* because it forms only **minimal suckers and a strong trunk and central leader. Native**

- CLUMP 3', 4', 5', 6' B&B .....
- TREE 1½", 1¾", 2", 2½" B&B .....

**d. Lemon Drops™**

**Lemon Drops™ Dogwood**

**('KNI-Yellow')**

**Height:** 15-20' **Spread:** 10-15' **Zone:** 4



This new and exciting selection of Giant Gray Dogwood was selected from a group of seedlings at Klyn Nurseries. We have been evaluating its performance for several years. It has the same overall habit of the species but when it blooms the clusters of flowers are a soft saffron yellow displayed against a background of dark green glossy foliage. In late summer and early fall the fruit develop into clear yellow that contrast nicely against the clean dark green foliage. By October the fruit is displayed against the changing foliage colors in shades of burgundy, red and orange. After the fruit drop, red pedicels remain continuing the autumn display. Selected from a **native** species. **A Klyn Nurseries introduction.**

- CLUMP 3', 4' #5 Cont. ....
- CLUMP 5', 6', 7', 8' B&B .....
- TREE 6' #5 Cont. ....
- TREE 1½", 1¾", 2" B&B .....

**florida**

**White Flowering Dogwood**

**Height:** 25-30' **Spread:** 20-25' **Zone:** 4



Large white bracts in spring. Red berries and foliage in autumn. Wide, upright tree. Effective as specimen, near a patio, in groups or park sites. Prefers moist, well drained loam, sun or partial shade. **Native.**

- 6' #5 Cont. ....
- 8' #10 Cont. (Summer).....
- 1½", 1¾", 2" B&B.....

**OFFICE HOURS:** MONDAY through FRIDAY

7:30 A.M. to 4:00 P.M.

SATURDAYS - April, May, June & October

7:30 A.M. to Noon

for DIGGING and ORDER ASSEMBLY please allow 3 to 5 working days.

**CORNUS – Continued**

**f. Cherokee Brave** **Cherokee Brave Dogwood**  
 ('Comco No. 1' P.P. 10166)

**Height:** 20-30' **Spread:** 20-25' **Zone:** 5 ○ ●

A new form of red flowering dogwood with excellent vigor and very clean foliage. Resistant to mildew. Selected from **native** species.

1½", 1¾", 2", 2½" B&B.....

**f. 'Cherokee Princess'** **Cherokee Princess Dogwood**

**Height:** 25-30' **Spread:** 20-25' **Zone:** 5 ○ ●

Selected for its large white bracts and heavy flowering habit every year. Selected from **native** species.

1¼", 1½", 1¾", 2" B&B.....

**f. Spring Grove® Seedlings** **Spring Grove® Seedling Dogwood**

**Height:** 25-30' **Spread:** 20-25' **Zone:** 5 ○ ●

These plants produce an unusual abundance of flowers from multiple terminal floral bracts. The original plant was planted as a seedling over 50 years ago at Spring Grove Cemetery and has proven hardy during the severest of winters. The seedlings of this plant carry the same characteristics of multiple bracts and heavy flowering. Colorful fall foliage also provides another season of interest. Selected from **native** species.

6' #5 Cont. ....

1½", 1¾", 2" B&B.....

**kousa var. chinensis 'Milky Way'** **Milky Way Dogwood**

**Height:** 20-30' **Spread:** 15-20' **Zone:** 5 ○ ●

Selected for its abundant flower and fruit production. Broader form than species. Handsome small specimen tree or shrub.

TREE 6' #5 Cont. (Summer) .....

TREE 1¼" #10 Cont. (Summer).....

CLUMP 5', 6', 7', 8' B&B .....

TREE 1¾", 2", 2½" B&B .....

**k. 'Blue Shadow'** **Blue Shadow Chinese Dogwood**

**Height:** 20-25' **Spread:** 20-25' **Zone:** 5 ○ ●

'Blue Shadow' is a broad spreading dogwood with a horizontal tiered branch structure. Glossy, deep blue green foliage turns shades of red in fall. White flowers appear in late May and June followed by abundant red fruit in fall.

6' #5 Cont. ....

**k. x 'Celestial Shadow'** **Celestial Shadow Dogwood**

**Height:** 20' **Spread:** 20' **Zone:** 5 ○ ●

'Celestial Shadow' is a mutation of *C. x 'Celestial'*™ with large white flowers and bright golden variegated foliage. Foliage turns shades of pink that intensifies until the foliage is bright red.

6' #5 Cont. ....

1¼", 1½", 1¾" #10 Cont. ....

**DID YOU KNOW? ...**

APRIL has been designated **Native** Plant Month here in Ohio!

**CORNUS – Continued**

**k. 'Gold Star'** **Gold Star Chinese Dogwood**

**Height:** 12-15' **Spread:** 12-15' **Zone:** 5 ○ ●

An excellent selection for the smaller garden with its slow growth and often shrub like appearance. The leaves are splashed with a broad golden yellow central band that provides contrast with the white flower bracts of late May. The bright foliage remains showy all season.

5' #5 Cont. ....

**k. 'Kristin Lipka's Variegated Weeper' P.P. 13384**

**Height:** 2-6' **Spread:** 3-6' **Zone:** 5 ○ ●

This strongly weeping form of Chinese Dogwood is the only variegated weeping form known. The leaves have creamy white irregular margins with splashes of color throughout the leaf. In fall shades of pink and red are added to the leaves. Named by Bob Lipka for his daughter who had lymphoma. Proceeds from the patent go to Leukemia, Lymphoma Research Center.

4', 5' #5 Cont. ....

**k. 'Heart Throb'** **Heart Throb Chinese Dogwood**

**Height:** 15-20' **Spread:** 10-15' **Zone:** 5 ○ ●

Large dark pink to deep reddish bracts of long lasting flowers appear in late May and early June. Warm weather will affect the depth of color. Forms a rounded tree with clean foliage and a reddish tint. Green foliage turns brilliant red in fall.

5' #5 Cont. (Summer) ....

**k. Mandarin Jewel®** **Mandarin Jewel® Chinese Dogwood**

**('Madi-11' P.P. 26653)**

**Height:** 15-20' **Spread:** 15-20' **Zone:** 5 ○ ●

Clean dark green foliage forms a background for the white flowers of spring that become bright orange fruit that stands out much better than the typical red fruits of the species and is more visible from a distance.

5', 6' #5 Cont. ....



**k. x Rosy Teacups®** **Rosy Teacups® Chinese Dogwood**

**('KN144-2' P.P. 26211)**

**Height:** 20' **Spread:** 20' **Zone:** 5-6 ○ ●

Another hybrid of *C kousa x nutalli* by Dr. Orton of Rutgers University. Rosy Teacups® has a deep rose pink, overlapping bracts with red edges in late May to early June provide long lasting bloom time of up to 3 weeks. Bright burgundy fall color provides another blast of color in fall.

5' #5 Cont. ....

**k. Samaritan®** **Samaritan® Chinese Dogwood**

**('Samzam')**

**Height:** 15-20' **Spread:** 15-20' **Zone:** 5 ○ ●

A vigorous green and white variegated cultivar selected from Milky Way Chinese dogwood. Fall foliage turns shades of pink and burgundy. Showy white bracts appear in late spring.

5', 6' #5 Cont. ....

1¼" #10 Cont. (Summer) ....

**CORNUS – Continued**

**k. Scarlet Fire® ('Rutpink' PPAF) Scarlet Fire® Chinese Dogwood**

**Height:** 20-25' **Spread:** 15-20' **Zone:** 5 ○ ●  
 This new selection from Rutgers University has the darkest pink bracts of any Chinese Dogwood. Flowers appear in late May and early June and can last up to 8 weeks. It is a heavy bloomer even at an early age.  
 3', 4' #5 Cont. ....

**k. 'Snow Tower' Snow Tower Chinese Dogwood**

**Height:** 20-25' **Spread:** 5-10' **Zone:** 5 ○ ●  
 The tree has a strong central leader and symmetrical form with tight branch angles. Large white flowers cover the tree in May held against dark green foliage that turns red to orange red in fall.  
 6' #5 Cont. ....  
 1¼" #10 Cont. ....

**k. 'Summer Fun' Summer Fun Chinese Dogwood**

**Height:** 10-15' **Spread:** 10-15' **Zone:** 5 ○ ●  
 This spectacular small tree has lush green and cream white variegated leaves that remain effective throughout the growing season becoming flushed with pink and soft orange hues in fall. Showy white flowers in June add to the beauty of the tree.  
 5', 6' #5 Cont. ....

**k. 'Weaver's Weeping' Weaver's Weeping Chinese Dogwood**

**Height:** 6-10' **Spread:** 6-8' **Zone:** 5 ○ ●  
 Strongly weeping form selected for its very good display of white bracted flowers in May and June and excellent autumn tones to the foliage.  
 4', 5', 6' #5 Cont. ....

**mas Cornelian Cherry**

**Height:** 20' **Spread:** 15' **Zone:** 4 ○ ●  
 Large multi-stemmed shrub or small tree of rounded habit. Clusters of small yellow flowers appear in March and can be effective for up to 3 weeks. Edible cherry-like fruit ripen in August.  
 CLUMP 4', 5', 6' B&B .....

**mas 'Golden Glory' Golden Glory Cornelian Cherry**

**Height:** 20-25' **Spread:** 10-15' **Zone:** 4 ○ ●  
 Outstanding upright form of cornelian cherry with an abundance of large, golden yellow flowers in March. These are followed in fall by persistent, showy red fruit. Prefers a rich, well-drained soil in sun or partial shade. Fruit ripens in September.  
 TREE 6' #5 Cont. ....  
 CLUMP 4', 5' B&B .....

***Online Availability***

Visit our website [klynnurseries.com](http://klynnurseries.com)

- |                        |                          |                     |
|------------------------|--------------------------|---------------------|
| Sales Staff            | Availability*            | Quote Form          |
| Hot List*              | Klyn Catalog 2021*       | Illustrated Catalog |
| E-mail addresses       | About Us / Directions    |                     |
| Plant Lists & Lectures | <b>Password: route84</b> |                     |

**CORNUS – Continued**

**mas 'Variegata'**

**Variegated Cornelian Cherry**

**Height:** 15' **Spread:** 12' **Zone:** 5



The leaves are dark blue-green in the center with bright white margins and take on a reddish hue in fall. In spring the tree is covered with bright yellow flowers and in late summer the red fruits contrast with the variegated foliage. Use as a specimen or focal point in the garden.

- 6' #5 Cont. ....
- 1¼" #10 Cont. ....
- 3", 3½" B&B. ....

**pumila**

**Dwarf Dogwood**

**Height:** 3-5' **Spread:** 3-5' **Zone:** 5



A dwarf rounded form of dogwood with bright green foliage. As the new foliage emerges it has reddish to purple color, which is especially attractive in late spring when the clusters of white flowers are present. The fall fruits have a bluish cast. Useful for massing, grouping or hedges. Excellent alternative to Kelsey Dogwood.

- 15", 18" #3 Cont. ....
- 18", 24" #5 Cont. ....

**racemosa**

**Gray Dogwood**

**(aka Cornus foemina)**

**Height:** 10-15' **Spread:** 10-15' **Zone:** 4



Medium sized, erect, suckering shrub with short spreading branches. Creamy white flowers in June followed by white berries on red pedicels in fall. Attractive to birds. Works well for naturalizing, massing, screen or border. **Native.**

- 18", 24" #3 Cont. ....
- 30", 3', 4' B&B. ....

**sanguinea 'Midwinter Fire'**

**Midwinter Fire Dogwood**

**Height:** 8-10' **Spread:** 8-10' **Zone:** 4



The plant's greatest attributes are its bright orange-yellow fall leaf color, compact habit and winter stem color, that starts bright yellow at the base, ranging up the stem to fiery orange and red. A tremendous selection for the winter garden.

- 18", 24" #5 Cont. ....

**sericea 'Bailei'**

**Redosier Dogwood**

**Height:** 6-9' **Spread:** 6-9' **Zone:** 2



Bright red winter stems are very showy against a snowy backdrop. Rich green leaves turn reddish purple in fall. White flowers are followed by bluish fruits with reddish winter stems. It has a well behaved rounded form lacking the stoloniferous, spreading habit of the species. Selected from a **native** species.

- 24", 30" #5 Cont. ....

**s. 'Cardinal'**

**Cardinal Dogwood**

**Height:** 8-10' **Spread:** 8-10' **Zone:** 3



Selected for its bright coral-red winter twig color. Introduced by Minnesota Landscape Arboretum. Excellent for massing in large areas or as bank cover. Selected from **native** species.

- 24", 30", 3', 4' #5 Cont. (Summer) ....

**CORNUS – Continued**

**s. 'Isanti'** **Isanti Dogwood**  
**Height:** 5' **Spread:** 6' **Zone:** 3 ○ ●

Compact, mounded plant with bright red stems and green foliage. White flowers in early summer become clusters of white berries in autumn. A Minnesota Landscape Arboretum introduction suitable for massing and low hedges. Selected from **native** species.

24", 30" #5 Cont. ....

**s. 'Silver and Gold'** **Silver and Gold Dogwood**  
**Height:** 5-7' **Spread:** 5-7' **Zone:** 4 ○ ●

Named for the fine creamy-white irregular border around the leaf margin in a stable pattern. Bright gold winter stems set it apart from other variegated leaf forms which have red stem coloration. Year round ornamental interest. Selected from **native** species.

18", 24" # 5 Cont. ....

**stolonifera Arctic Fire®** **Arctic Fire® Dogwood**  
**('Farrow' P.P. 18523)**  
**Height:** 5' **Spread:** 4-5' **Zone:** 3 ○ ●

Arctic Fire® has a compact form with dark green leaves that turn burgundy in fall. Intense red stems stand out against the winter snow, excellent for massing or naturalizing and woodland gardens. Selected from a **native** species.

18", 24" # 5 Cont. (Summer) .....



**CORYLUS americana** **American Hazelnut**  
**Height:** 8-12' **Spread:** 10-15' **Zone:** 4 ○ ●

The American Hazelnut is an excellent naturalizer in nonformal areas. The strongly multi-stemmed shrub forms a rounded top. In autumn 1/2" long nuts are held on the plant in a downy husk. Excellent for wildlife and human consumption. Species is **native** to Ohio.

30" #2 Cont.....

24", 30", 36" #5 Cont. ....

**colurna** **Turkish Filbert**  
**Height:** 40-50' **Spread:** 25-30' **Zone:** 4 ○ ●

Broad pyramidal stately tree with pale brown, flaky bark. Adaptable to adverse conditions. Drought tolerant once established but needs supplemental watering the first few summers. Excellent formal character useful for lawn and street tree plantings. Adaptable to city conditions.

1¾", 2", 2½" B&B.....

**cornuta** **Beaked Hazelnut**  
**Height:** 6-12' **Spread:** 6-12' **Zone:** 4 ○ ●●

The medium sized shrub prefers partial shade to full shade and makes an excellent choice for stream banks and woodland understory plantings in moist to dry well drained soils. The edible nuts are also a wildlife favorite. **Native to Ohio** and across northern U.S.

**SOLD OUT**

**COTINUS coggygia Golden Spirit™**  
 ('Ancot' P.P. 13082)

**Golden Spirit™ Smoketree**

**Height:** 8' **Spread:** 6' **Zone:** 5 ○

Golden Spirit has foliage that emerges a brilliant golden yellow suffused with lime-green coloring, which turns to shades of coral, orange and red in the fall. It is a moderate grower, forming a medium sized broadly upright shrub making a very striking golden foliaged specimen to be used in a sunny part of the garden. Combine with Royal Purple Smoketree for a stunning color contrast.

18", 24" #3 Cont. (June).....  
 30", 36" #5 Cont. (June).....

**c. 'Royal Purple'**

**Royal Purple Smoketree**

**Height:** 10-15' **Spread:** 10-15' **Zone:** 5 ○

Large shrub displaying intense purple-red leaves throughout the season. Large, long lasting airy clusters of purplish flowers create the 'smoke' on the tree. Sun.

24", 30" #3 Cont. ....  
 24", 30", 36" #5 Cont. ....

**STD 4' HT 30" HD #10 Cont.** .....  
**STD 4' HT 36" HD #10 Cont.** .....

**c. Velveteeny™**

**Velveteeny™ Smoketree**

('COTSIDH5' P.P. 30328)

**Height:** 4' **Spread:** 4' **Zone:** 5 ○

Velveteeny™ is a compact version of Royal Purple Smoketree sporting the same maroon foliage all summer. Useful in the shrub border, among perennials or in a container garden.

18", 24" #3 Cont. ....



**c. 'Young Lady'**

**Young Lady Smoketree**

**Height:** 4-6' **Spread:** 4-6' **Zone:** 4 ○ ●

This precocious bloomer is a flowering machine from June to August. The large creamy-pink puffs are displayed all summer against bright green foliage that turns shades of orange-red in fall. Compact densely rounded shrub is ideal for sunny to partially shaded locations. Blooms on first year wood.

18", 24" #3 Cont. ....  
 24", 30" #5 Cont. ....

**x 'Grace'**

**Grace Smoketree**

**Height:** 15-20' **Spread:** 8-15' **Zone:** 4 ○

Developed in England from a cross of *Cotinus c. 'Velvet Cloak'* and *C. obovatus*. The large leaves are light red when young, maturing to blue-green with age. The massive pink flower clusters can be up to 14" x 11". Useful as a large garden specimen or background plant.

24", 30" #3 Cont. ....  
 24", 30", 36" #5 Cont. ....

---

**Sign up for our NEWSLETTER**

Educational information; highlighting particular plants and access to our most recent availability

SIGN UP by email, call, or fax us your information.

## COTONEASTER

**COTONEASTER apiculatus** **Cranberry Cotoneaster**

**Height:** 2-3' **Spread:** 4-6' **Zone:** 4 ○ ●

Dense mounding shrub with small glossy leaves. Pink flowers in late May, and an abundance of red berries in late summer.

15", 18" #3 Cont. ....

**STD** 4' HT 15", 18", 24" HD #5 Cont. ....

**dammeri 'Coral Beauty'** **Coral Beauty Cotoneaster**

**Height:** 18-24" **Spread:** 4-5' **Zone:** 5 ○ ●

Fast growing, semi-evergreen Cotoneaster. White flowers in May followed by an abundance of small bright red fruit holding well into winter.

15" #3 Cont. ....

**d. 'Lowfast'** **Lowfast Cotoneaster**

**Height:** 18" **Spread:** 4-5' **Zone:** 5 ○ ●

Glossy dark green foliage remains semi-evergreen. White flowers in spring followed by abundant red fruit in fall. Appears to be hardier than *C. 'Coral Beauty'*. Excellent as ground cover on banks or over a wall.

12", 15", 18" #3 Cont. ....

**horizontalis 'Perpusillus'** **Rock or Ground Cotoneaster**

**Height:** 2' **Spread:** 4-5' **Zone:** 5 ○ ●

Lustrous green foliage on a low spreading ground cover with thick intertwining branches. Bright red berries accent the brilliant fall foliage.

12", 15" #3 Cont. ....

**salicifolius 'Repandens Scarlet Leader'** **Scarlet Leader Cotoneaster**

**Height:** 6-12" **Spread:** 4-5' **Zone:** 5 ○ ●

Profusion of scarlet berries are produced on a low growing plant. Evergreen.

12", 15" #3 Cont. ....

**CRATAEGUS crus-galli f. inermis Crusader™** **Crusader™ Hawthorn**  
(**'Cruzam'**)

**Height:** 15' **Spread:** 12-15' **Zone:** 4 ○

Rounded small tree usually thornless, with silver gray bark. White flowers in June are followed by red fruit in October. Disease resistant. Selected from **native** plant.

1½", 1¾", 2" B&B ....

**phaenopyrum** **Washington Hawthorn**

**Height:** 20-25' **Spread:** 15-20' **Zone:** 4 ○

Fast growing tree, upright when young becoming rounded with age. Works well as specimen, patio tree, screen or hedge. **Native.**

CLUMP 5', 6', 7', 8' B&B ....

**punctata 'Ohio Pioneer'** **Ohio Pioneer Hawthorn**

**Height:** 25-30' **Spread:** 20-25' **Zone:** 4 ○

An essentially thornless hawthorn selected at Secret Arboretum in Wooster, Ohio. The leaves are dull grayish-green in summer. The abundant white flowers are followed by dark red ¾" fruit in September and October. Species is **native** to Ohio.

**LIMITED SUPPLY – VISIT ONLINE AVAILABILITY**

**CRATAEGUS – Continued**

**viridis ‘Winter King’**

**Winter King Hawthorn**

**Height:** 20' **Spread:** 20-25' **Zone:** 4



Attractive silvery bark contrasts nicely with dark green, glossy foliage. The strong angular lines of its branch structure give it a bold appearance in the winter landscape. Persistent orange-red fruits remain effective into January. Selected from **native** plant.

1½", 1¾", 2" B&B.....

**DEUTZIA gracilis**

**Slender Deutzia**

**Height:** 3' **Spread:** 3' **Zone:** 4



Low plant with slender arching branches covered with upright clusters of white single flowers in late May. Useful in the shrub border or as a low informal hedge.

15", 18", 24" #3 Cont.....

**g. ‘Nikko’**

**Dwarf Nikko Deutzia**

**Height:** 12" **Spread:** 2-3' **Zone:** 4



The compact low spreading habit can cover the ground as a ground cover, low border or be used for draping over low walls. Showy white flowers appear in late May and early June. Prefers sun or light shade.

12", 15", 18" #3 Cont.....

**x ‘Nikko Blush’**

**Nikko Blush Deutzia**

**Height:** 3' **Spread:** 4' **Zone:** 5



Bright pink buds open to soft pink flowers on arching branches in May. The low growing mounded habit is ideal as a specimen, or low growing groundcover particularly attractive growing over a wall. Developed as a cross at the U.S. National Arboretum.

12", 15", 18" #3 Cont.....

**x Yuki Cherry Blossom®**

**Yuki Cherry Blossom® Deutzia**

**(‘NCDX2’ P.P. 28347)**

**Height:** 12-24" **Spread:** 12-24" **Zone:** 5



Very similar in habit to Nikko Deutzia but with pink flowers creating a carpet of color when in bloom. Foliage turns shades of rich burgundy in fall..

12", 15", 18" #3 Cont.....



**DIERVILLA Ionicera**

**Dwarf Bush Honeysuckle**

**Height:** 3-4' **Spread:** 3-4' **Zone:** 3



Mound shaped, spreading plant. Excellent for mass plantings and slopes. New foliage is bronze-green. Fall color reddish-bronze. Small yellow flowers in June and July. Does well in sandy and dry soils. Sun or partial shade. **Native.**

12", 15", 18" #3 Cont.....

**sessilifolia ‘Butterflies’**

**Butterflies Bush Honeysuckle**



**Height:** 3-5' **Spread:** 3-5' **Zone:** 4



Glossy dark green foliage on a mounding plant with deep yellow flowers appearing June to August. Useful in the shrub border or for massing and adaptable to soil types in sun or partial shade. Can be pruned back in early spring to rejuvenate. Blooms on new wood. Selected from **native** plant.

12", 15", 18" #3 Cont. ....

**DIERVILLA – Continued**

**x splendens Firefly™ Nightglow™ Firefly™ Nightglow™ Bush Honeysuckle**  
 bloomin' ('El Madrigal' P.P. 28060)  
 **Height:** 2-3' **Spread:** 2-3' **Zone:** 4 


Foliage emerges dark red in spring lasting all season and intensifies in fall. Bright yellow flowers light up against dark red foliage. The compact habit is useful in the mixed border, along walkways or as a focal point in the garden. Best planted in a sunny location for best color.  
 15", 18" #3 Cont.(June).....

**DIOSPYROS virginiana** **Common Persimmon**  
**Height:** 35-60' **Spread:** 20-35' **Zone:** 4 

Edible yellow to orange fruit ripens after frost in October. Plants are usually male or female, but sometimes both sexes are present on the same tree. Slender tree with oval rounded crown. Yellow green is usual fall color. Prefers moist, well drained soil, sun. **Native** tree for naturalizing, parks and golf courses. The hard, close grained wood is used for golf club heads and billiard cues. **Native** to Ohio. 6' #5 Cont. (Summer) .....  
 1 3/4", 2" B&B (Fall) .....


**v. Golden Delight™** **Golden Delight™ Persimmon**  
 ('WFHodel')



**Height:** 35-60' **Spread:** 20-35' **Zone:** 4   
 Large, sweet and tasty fruits ripen earlier than the species. **The plant was selected at Klyn Nurseries** for its early ripening and tasty fruits that are almost double the average size of most native persimmons. Selected from a **native** eastern species. 6' #5 Cont. (Summer).....  
 1 3/4", 2" B&B (Fall) .....

**DIRCA palustris** **Leatherwood**  
**Height:** 6' **Spread:** 4-6' **Zone:** 4 

Leatherwood is an under used and seldom available native shrub with small yellow flowers before leaves emerge. Light green leaves turn bright yellow in fall. One of the few **native** shrubs that will bloom in deep shade. **Native** to Ohio woodlands. 15", 18" #3 Cont. (Summer).....

**DISANTHUS cercidifolius** **Disanthus or Redbud Hazel**  
**Height:** 6-10' **Spread:** 6-10' **Zone:** 5 

This little known member of the witchhazel family has heart-shaped leaves similar to redbud. In summer the leaves are a lustrous dark bluish-green, and in fall turn a kaleidoscope of claret-red, purple and orange. Plant in acid soils in a shady location. A plant for the gardening connoisseur. **Rare**.  
 18", 24", 30" #3 Cont.....

**ENKIANTHUS campanulatus** **Redvein Enkianthus**  
**Height:** 6-8' **Spread:** 5-6' **Zone:** 4 

Lovely deciduous shrub related to rhododendron with clusters of cup-shaped yellow to red flowers in May. The green summer foliage turns brilliant shades of yellow, orange and red in fall. An upright grower, it makes an excellent specimen, useful in the shrub border or foundation planting.  
 18", 24" B&B.....

**EPIEDIUM SPECIES & CVS. – SEE PERENNIAL SECTION**

**EUCOMMIA ulmoides**

**Hardy Rubber Tree**

**Height:** 40' **Spread:** 40-60' **Zone:** 5



Excellent shade tree with outstanding leathery, glossy elm-like summer foliage that is completely free of pests. Adaptable to a wide range of soils and resists drought.  
1½", 1¾", 2" B&B .....

**EUONYMUS**

**EUONYMUS alatus**

**Winged Euonymus**

**Height:** 12-15' **Spread:** 12-15' **Zone:** 3



Useful and adaptable shrub with corky bark. In fall, foliage turns to bright red. Excellent for massing and as a large informal hedge.  
5', 6' B&B.....

**alatus 'Compacta'**

**Compact Burning Bush**

**Height:** 8-10' **Spread:** 8-10' **Zone:** 3



Compact habit of growth ideal for hedge or specimen. Brilliant red fall foliage.  
18", 24" #5 Cont. (June).....  
18", 24", 30", 3', 4', 5' B&B .....

**alatus 'Rudy Haag'**

**Rudy Haag Euonymus**

**Height:** 3-5' **Spread:** 3-5' **Zone:** 4



A true dwarf selection of Burningbush with pinkish rose to red fall color with mounded form as wide as tall. Extremely slow growing.  
12", 15" #5 Cont. (Summer).....  
15", 18" B&B.....  
**STD** 4' HT 12", 15", 18" HD #5 Cont. ....  
**STD** 4' HT 24", 30" HD #20 Cont. ....

**americanus**

**American Strawberry Bush**

**Height:** 3-6' **Spread:** 3-6' **Zone:** 5



Forms a stoloniferous shrub with green stems and very attractive fruits. An interesting plant for naturalizing near the woodland border or in partial shade. The warty scarlet fruits open to reveal scarlet seeds in September and October. An **Ohio native**.  
18", 24", 30" #3 Cont.....  
36" #5 Cont. (Summer) .....

**atropurpureus**


**Eastern Wahoo**

**Height:** 12-24' **Spread:** 15' **Zone:** 4



**Native** large multiple stemmed shrub or small tree can be used for naturalizing or in shaded woodland gardens. Foliage turns shades of yellow, pink and red in fall followed by showy, long stalked red fruits that can last well into winter.  
CLUMP 30", 3', 4' #5 Cont. ....  
TREE 5', 6' #5 Cont. ....

**FOR YOUR CONVENIENCE** we accept





**EUONYMUS – Continued**



**europaeus**

**European Spindle Tree**

**Height:** 12-20' **Spread:** 10-15' **Zone:** 4



Tall shrub or small tree with deep green leaves that turn red in fall. Flowers are not showy, but the red to pink capsules that open to display orange fruits in fall can be outstanding. Useful in groupings, screens and massing. Tough and tolerant, it is adaptable to most soils as long as they are well drained. Sun or partial shade.

TREE 5', 6' #5 Cont. (Summer) .....

**fortunei 'Coloratus'**

**Purpleleaf Wintercreeper**

**Height:** 9-12" **Spread:** Groundcover **Zone:** 4



Prostrate grower, the evergreen foliage is dark green turning reddish-purple in the fall. Good ground cover in foundation plantings. Sun or shade.

2" Cell (50 per flat) Qt. (12 per flat) **FULL FLATS ONLY**.....

#1 Cont. ....

**f. 'Greenlane'**

**Greenlane Euonymus**

**Height:** 3-4' **Spread:** 4-5' **Zone:** 4



Vigorous selection of Euonymus Sarcocoe with lustrous dark green foliage resistant to winterburn. Compact habit can be used as shrub, creeper or climber. Orange berries in fall.

12", 15", 18" #3 Cont.....

**EVODIA daniellii**

**Korean Evodia**

**Height:** 25-30' **Spread:** 25-30' **Zone:** 5



A very interesting small tree with bright glossy green compound foliage. Clusters of tiny fragrant white flowers appear in August followed by clusters of striking red fruits, which last well into fall. Highly sought after by beekeepers as a source of high quality honey. Prefers a moist, well-drained fertile soil, sun.

6' #5 Cont. (Summer) .....

**LIMITED B&B SUPPLY – VISIT ONLINE AVAILABILITY**

**EXOCHORDA x macrantha 'The Bride'**

**The Bride Pearlshrub**

**Height:** 3-6' **Spread:** 6-8' **Zone:** 5



Low growing compact shrub with nodding branches. White pearl-shaped buds appear in May followed by abundant 1 1/4" pure white flowered racemes. An excellent border specimen that adapts well and thrives on neglect.

CLUMP 18", 24" #3 Cont. ....

CLUMP 24" #5 Cont. (Summer) .....

TREE 3' #5 Cont. (Summer) .....

**serratifolia 'Snow White'**

**Snow White Pearlshrub**

**Height:** 10-12' **Spread:** 8-10' **Zone:** 4



Terminal racemes of pure white 2" flowers cover this trouble free large shrub in spring. Snow White is perfect for the small garden, the mixed border or where a small tree is desired..

24", 30" #5 Cont. (Summer) .....

# BEECH

## FAGUS – LOCAL SALES ONLY

- FAGUS grandifolia** **American Beech**  
**Height:** 50-70' **Spread:** 40' **Zone:** 4 ○ ●  
 Beautiful **native** gray barked tree for large areas such as parks and golf courses. The beechnuts are edible and attractive to wildlife. Prefers a well drained site and will not stand wet or compacted soils. **Native Ohio species.**  
 1¼", 2", 2½" B&B .....
- sylvatica** **European Beech**  
**Height:** 50-60' **Spread:** 30-40' **Zone:** 4 ○ ●  
 Broad upright tree with dark grey smooth bark.  
 1¼", 2" B&B .....
- s. 'Asplenifolia'** **Fernleaf Beech**  
**Height:** 40-50' **Spread:** 40' **Zone:** 4 ○ ●  
 A graceful form of European Beech with finely cut, fern-like foliage. Stocky upright grower.  
 1¼", 2", 2½" B&B .....
- s. 'Pendula'** **Weeping European Beech**  
**Height:** 40-50' **Spread:** 30-50' **Zone:** 4 ○ ●  
 Upright growing with pendulous, long, stiff branches.  
 6' # 5 Cont. ....  
 1¼", 2", 2½", 3", 3½" B&B .....
- s. 'Purple Fountain'** **Purple Fountain Weeping Beech**  
**Height:** 30-40' **Spread:** 10-12' **Zone:** 4 ○ ●  
 More upright than Weeping Purple Beech. The central stem is upright from which the branches hang down in loose cascading fashion.  
 1¼", 2", 2½", 3", 3½" B&B .....
- s. var. purpurea** **Purple Beech**  
**Height:** 50-60' **Spread:** 30-40' **Zone:** 5 ○ ●  
 These are purple beech grown from seed selected for excellent color. Trees have excellent color and vigor that produce magnificent, wide, upright massive specimens with gray bark and glossy purple foliage.  
 2", 2½" B&B .....
- s. 'Red Obelisk'** **Red Obelisk Beech**  
**Height:** 40-50' **Spread:** 10-12' **Zone:** 4 ○ ●  
 New form of European Beech with dark purple dissected leaves and compact, pyramidal form.  
 1¼", 2", 2½" B&B .....
- s. 'Riversii'** **Rivers Purple Beech**  
**Height:** 50-60' **Spread:** 40' **Zone:** 4 ○ ●  
 Massive, wide, upright tree with grey bark and dark glossy purple foliage.  
 6' #5 Cont. ....

**FAGUS – Continued**

**s. 'Roseomarginata'** **Rosepink European Beech**

**Height:** 30' **Spread:** 20' **Zone:** 5 ○ ●

Outstanding foliage is deep reddish-purple with an irregular rose and pinkish-white border. Makes a showy lawn specimen. Best with a bit of shade to keep the leaf edges from scorching. A more robust grower than *Fagus s. 'Tricolor'*.

6' #5 Cont. ....  
 1½", 1¾", 2" B&B .....

**s. 'Tortuosa'** **Contorted Beech**

**Height:** 10-15' **Spread:** 10-15' **Zone:** 5 ○ ●

Green foliage on twisting, contorted branches make a wide low growing specimen. Beautiful when highlighted by snow in the winter.

1½", 1¾" 20# Cont. ....

**HARDY FERNS**

Most ferns prefer a partial shade to shade setting. However, nearly all ferns will grow in a limited amount of full sun if they are given ample moisture to balance the loss of shade.

For optimal growth, ferns require a looser, well drained loam type soil that will retain some moisture.

Sun, shade symbols are listed in order of plant preference to achieve ideal growth.

○ Full Sun   ● Partial Shade   ● Full Shade

**NATIVE FERNS**

**ADIANTUM pedatum** **Maidenhair Fern**

**Height:** 12-24" **Zone:** 3 ○ ●

Maidenhair's dainty foliage is at its best where soils are moist and shaded. Works well on a moist bank, damp stone wall or shaded rock garden.

#1 Cont. ....

**ATHYRIUM augustatum forma rubellum** **Lady in Red™ Fern**

**Height:** 30-36" **Zone:** 3 ○ ●

Vibrant burgundy color runs through the stem creating sharp contrast with the green fronds. A great plant for contrast in the shade garden. Plants do not attain their best color until the second season. For brightest color, do not fertilize with nitrogen. Deciduous.

#1 Cont. ....

**filix-femina** **Lady Fern**

**Height:** 2-3' **Zone:** 3 ○ ●

Though Lady Fern has a fine and delicate appearance, it is quite sturdy and does well as a ground cover for shade or partial sun. Likes a moist area, but is quite tolerant of fairly dry soils.

#2 Cont. ....

**HARDY  
 FERNS**

**ATHYRIUM** – Continued

f.f. 'Victoriae'

**Victoria Lady Fern**

**Height:** 18-24" **Zone:** 4



The narrow pinnae (leaflets) crisscross to form X's and at the end of each pinnae. The fronds are crested, adding to the exquisite beauty. The arching fronds are deciduous.

#1 Cont. ....

**DENNSTAEDIA punctiloba**

**Hay-scented Fern**

**Height:** 15-18" **Zone:** 3



Forms dense mats of light green fronds which when crushed smell like freshly mown hay. Adaptable for garden use tolerating wide variations in sun, moisture and soils.

#1 & #2 Cont. (August) .....

**DRYOPTERIS x australis**

**Dixie Wood Fern**

**Height:** 48-60" **Zone:** 5



A spectacular fern with tall erect growth and dark green fronds. Outstanding in shade gardens and woodland areas. **Semi-evergreen.**

#1 Cont. ....

filix mas 'Undulata Robusta'

**Robust Undulata Male Fern**

(aka *Dryopteris x complexa*)

**Height:** 3-4' **Zone:** 4



A large, stunning fern commanding attention in a mixed border or as a specimen. The large, dark green wavy fronds arch slightly, reaching upward from a central crown. **Evergreen.**

#1 Cont. ....

**marginalis**

**Marginal Shield Fern**

**Height:** 18" **Zone:** 3



Evergreen foliage makes this fern useful year round in the shaded garden. Best grown in cool, shady site protected from sun and drying winds. Moist, rich humus. **Evergreen.**

#2 Cont. ....

**spinulosa**

**Toothed Wood Fern**

**Height:** 24-30" **Zone:** 4



Narrow fronds form dense light green, lacy clusters. Good in large groups in moist, partially shaded sites. **Evergreen.**

#2 Cont. (August) .....

**MATTEUCCIA struthiopteris**

**Ostrich Fern**

(aka *Matteuccia pensylvanica*)

**Height:** 3-5' **Zone:** 2



The tall fronds resemble ostrich feathers. Does well in shade and rich loamy soil, can tolerate some sun if adequate moisture is available.

#2 Cont. ....

**HARDY FERNS**

**MATTEUCCIA – Continued**

**s. 'The King'**

**Height:** 3-7' **Zone:** 2

Huge plume-like fronds can be 50% larger than those of native Ostrich Fern. Left alone it will form colonies from its underground rhizomes. The plant is dramatic in large plantings and compliments large hostas like 'Blue Angel' or as a background for golden hostas.

#1 Cont. (June).....

**The King Ostrich Fern**



**ONOCLEA sensibilis**

**Height:** 18-24" **Zone:** 4

Vigorous grower with coarse textured foliage that spreads well under ideal conditions. Plants also grow in still water along ponds or streams. Can tolerate sun if adequate moisture is available.

#2 Cont.....

**Sensitive Fern**



**OSMUNDA cinnamomea**

**Height:** 2-4' **Zone:** 3

In wet swampy areas Cinnamon Fern can reach 6' tall, yet it will do quite well in dry shaded areas of the garden. Can tolerate some sun if adequate moisture is available.

#2 Cont.....

**Cinnamon Fern**



**regalis**

**Height:** 2-4' **Zone:** 4

Graceful and grand fern with fronds resembling that of locust leaves. New fronds unfurl wine-red in color and turn green with maturity. Suited for the border, as an accent, or along the waters edge. Requires a moist, shady area.

#2 Cont.....

**Royal Fern**



**POLYSTICHUM acrostichoides**

**Height:** 2-3' **Zone:** 3

An evergreen fern with thick deep green fronds. Plant in shady, moist position. **Evergreen. Native.**

#2 Cont.....

**Christmas Fern**



**THELYPTERIS palustris**

**Height:** 18-30" **Zone:** 2

Attractive medium sized fern with bluish green foliage on spreading rhizomes that create an excellent groundcover in a moist or wet boggy site. **Native.**

#1 Cont. ....

**Marsh Fern**



**HARDY FERNS**

**Sign up for our NEWSLETTER**

Educational information; highlighting particular plants and access to our most recent availability

SIGN UP by email, call, or fax us your information.

# FERNS

VARIETY	HEIGHT	EXPOSURE							USES					
		(S) SUN ○	(LT) SHADE ◐	(SH) SHADE ●	(D) DRY	(M) MOIST	(W) WET	EVERGREEN	SPECIMEN	BORDER	GROUND COVER	MASSING	RAMPANT GROWER	ROCK GARDEN & WALL
<b>NATIVE FERNS</b>														
<i>ADIANTUM pedatum</i>	12-24"		LT	SH		M				X		X		X
<i>ATHYRIUM</i> ang. 'Lady in Red'	30-36"			SH		M			X			X		
<i>filix-femina</i>	2-3'		LT	SH		M			X			X	X	
<i>filix-femina</i> 'Victoriae'	18-24"	S	LT			M			X			X		
<i>DENNSTAETIA punctiloba</i>	15-18"	S	LT	SH	D	M					X	X	X	
<i>DRYOPTERIS</i> x <i>australis</i>	48-60"		LT	SH	D	M		X				X		
f.m. 'Und. Robusta'	2-3'		LT	SH		M		X				X		
<i>marginalis</i>	18"		LT	SH		M		X				X		
<i>spinulosa</i>	24-30"		LT	SH		M		X				X		
<i>MATTEUCCIA struthiopteris</i> & Cvs.	3-5'		LT	SH		M	W		X		X	X	X	
<i>ONOCLEA sensibilis</i>	18-24"	S	LT			M	W				X	X	X	
<i>OSMUNDA cinnamomea</i>	2-4'	S	LT	SH		M	W		X			X		
<i>regalis</i>	2-4'		LT	SH		M	W		X			X		
<i>POLYSTICHUM acrostichoides</i>	2-3'		LT	SH		M		X		X		X		
<i>THELYPTERIS noveboracensis</i>	12-24"		LT	SH		M					X	X	X	
<b>ORIENTAL FERNS</b>														
<i>ATHYRIUM</i> x 'Ghost'	24"		LT	SH		M			X	X		X		
<i>niponicum</i> 'Applecourt'	12-24"		LT	SH		M			X	X		X		
n. 'Pictum'	12-18"		LT	SH		M			X	X		X		
n. 'Regal Red'	12-18"		LT	SH		M			X	X		X		
<i>DRYOPTERIS erythrosora</i>	12-18"	S	LT		D	M		X		X		X		
e. 'Brilliance'	18-24"		LT	SH	D	M		X	X			X		
<i>POLYSTICHUM polyblepharum</i>	18"		LT	SH	D	M		X	X			X		

**HARDY FERNS**

Sun, shade symbols are listed in order of plant preference to achieve ideal growth.

○ Full Sun    ◐ Partial Shade    ● Full Shade

## ORIENTAL FERNS

### ATHYRIUM x 'Ghost'

Height: 24" Zone: 4

#### Ghost Fern



A cross between *Athyrium filix-femina* (Lady Fern) and *A. niponicum* 'Pictum' (Japanese Painted Fern). The plant is clump forming and rigidly upright with the ghostly silver-gray foliage. Use in the shade garden both in moist and dry situations. Works well when combined with Hostas or Epimediums as well as other woodland plants.

#1 Cont. ....

### niponicum 'Pictum'

Height: 12-18" Zone: 5

#### Japanese Painted Fern



The fronds are coarsely divided with hues of maroon, silver and green. The unique color and texture of the fronds work well in border plantings with other plants such as hosta. Deciduous. Prefers moist, humus-rich soil. Partial to full shade.

#1 Cont. ....

### n. 'Pictum Applecourt'

Height: 12-24" Zone: 4

#### Applecourt Japanese Painted Fern



Enjoy the colorful frond of Painted Fern, but with added heavy cresting of each frond to create a fuller, delicate appearance.

#1 Cont. ....

### n. 'Regal Red'

Height: 12-18" Zone: 3

#### Regal Red Japanese Painted Fern



Highly colored selection of Japanese Painted Fern with dark violet red interior of each frond contrasted with bright silver edges. A trouble free landscape plant that prefers evenly moist soils but will tolerate long periods of drought once it is established. Leaves color up more in partial or bright shade with a bit of sun exposure.

#1 Cont. ....

### DRYOPTERIS erythrosora

Height: 12-18" Zone: 5

#### Autumn Fern



The bold deeply cut fronds are warm rosy-brown when young, turning to glossy rich green as they mature. A good choice for a specimen plant in the woodland garden. Can tolerate some sun if adequate moisture is available. **Evergreen.**

#1 Cont. ....

### e. 'Brilliance'

Height: 18-24" Zone: 5

#### Brilliance Autumn Fern



A more brilliant form of Autumn Fern. The young fronds are lustrous orange. The mature fronds are glossy green with an orange cast. The growth habit is identical to the Autumn Fern but showier. **Evergreen.**

#1 Cont. ....

### POLYSTICHUM polyblepharum

Height: 18" Zone: 5

#### Tassel Fern



Dark green glossy fronds from the crown arch outward creating a flat even top. **Evergreen.**

#1 Cont. ....

**FICUS carica 'Chicago Hardy'**

**Chicago Hardy Fig**

**Height:** 4-8' **Spread:** 4-8' **Zone:** 6



The large green leaves and artwork of branches create a tropical feel in the garden or landscape. Though this plant is not completely hardy in Zone 5, many people have had success by protecting the plant from winter injury by planting in a sheltered area. Burying the plant or wrapping it in winter can help insure success or simply grow as a container plant and bring it into a frost free environment for the winter. Fruits are purplish-brown with a good sweet flavor.

18", 24", 30" #5 Cont. ....

**FORSYTHIA**

**FORSYTHIA x 'Arnold Dwarf'**

**Arnold Dwarf Forsythia**

**Height:** 3' **Spread:** 4-6' **Zone:** 5



Small yellow flowers produced on wide arching branches. Excellent ground cover, rerooting as it spreads.

18", 24" #3 Cont. ....



**x Gold Tide®**

**Gold Tide® Forsythia**

**('Courtasol')**

**Height:** 18-30" **Spread:** 4-6' **Zone:** 5



Exciting new Dwarf Forsythia that is well branched and blooms freely with bright yellow flowers. Useful as a groundcover or for massing.

12", 15", 18" #3 Cont. ....

**x intermedia 'Golden Bells'**

**Golden Bells Forsythia**

**Height:** 7' **Spread:** 5-6' **Zone:** 5



An extremely floriferous Forsythia that lives up to its name. The plant is covered top to bottom with golden yellow bells in spring. The plant forms a densely branched shrub useful in groupings or as a specimen. A recent introduction from Europe.

24", 30", 36" #5 Cont. ....

5', 6' B&B ....

**x i. 'Goldzauber'**

**Goldzauber Forsythia**

**Height:** 6-8' **Spread:** 5-6' **Zone:** 5



Exceptionally large dark yellow flowers with a mild fragrance are borne on an upright growing shrub with strong, sturdy stems. Blooms profusely and is spectacular for forcing. Tetraploid hybrid from Germany. Suitable for shrub border, screen and bank plantings.

24", 30", 36" #5 Cont. ....

3', 5', 6' B&B ....

**x i. 'Lynwood Gold'**

**Lynwood Gold Forsythia**

**Height:** 7' **Spread:** 5-6' **Zone:** 5



Deep golden yellow flowers borne in spring on erect branches. A branch sport of *Forsythia spectabilis*.

24", 30", 36" #5 Cont. ....

3', 4' B&B ....

## FORSYTHIA – Continued

**x 'Northern Sun'** **Northern Sun Forsythia**  
**Height:** 8-10' **Spread:** 6-8' **Zone:** 4 ○ ●

Introduced by the Minnesota Landscape Arboretum, it produces clear yellow flowers following winter temperatures of -30°. Suitable for shrub borders, screen and bank plantings.

24", 30", 36" #5 Cont. (Summer).....  
 3', 4', 5', 6' B&B .....

**suspensa sieboldii** **Siebold Weeping Forsythia**  
**Height:** 3-6' **Spread:** 6-10' **Zone:** 5 ○ ●

Arching, almost fountain-like slender branches root readily where they touch the ground. Becomes a living drape when placed atop a wall. Also excellent bank cover.

18", 24" #3 Cont. ....

**FOTHERGILLA gardenii** **Dwarf Fothergilla**  
**Height:** 3' **Spread:** 3-4' **Zone:** 5 ● ○

Scented 1-2" bottlebrush-like flowers appear in late April to early May before leaves appear. Dark green summer foliage takes on hues of yellow, orange and scarlet in fall. Excellent for foundation plantings, borders, masses. Good in combination with rhododendrons and azaleas. Sun or partial shade. **Native.**

12", 15", 18" #3 Cont.....  
 18", 24" #5 Cont.....

**x g. 'Blue Shadow' P.P. 14590** **Blue Shadow Fothergilla**  
**Height:** 3-5' **Spread:** 3-4' **Zone:** 5 ○ ●

At last, an amazing new Fothergilla with blue foliage that is both vigorous and hardy! Selected as a branch sport of *F. 'Mt. Airy'*, the plant shows the same vigor as its parent. The smoky blue foliage works well in both sun and partial shade and turns to hues of orange, red and yellow in fall. Selected from **native** species.

12", 15", 18" #3 Cont.....  
 18", 24" #5 Cont. ....

**x g. 'Mt. Airy'** **Mt. Airy Fothergilla**  
**Height:** 3-5' **Spread:** 3-4' **Zone:** 5 ● ○

A mounded plant with attractive dark green foliage that turns a striking yellow, orange and red in fall. Abundant 2" white bottlebrush flowers appear in late April to mid-May. Selected from a **native** species.

12", 15", 18" #3 Cont.....  
 18", 24" #5 Cont. ....

**major** **Large Fothergilla**  
**Height:** 6-10' **Spread:** 4-6' **Zone:** 4 ● ○

Excellent **native** shrub for the residential or commercial landscape. Similar in form to *F. gardenii* but larger, with the same flowers and great fall foliage display.

12", 15", 18" #3 Cont.....  
 24", 30" #5 Cont. ....

### DID YOU KNOW? ...

APRIL has been designated **Native** Plant Month here in Ohio!

**FOTHERGILLA – Continued**

**x 'Red Licorice'**

**Red Licorice Fothergilla**

**Height:** 24-30" **Spread:** 5' **Zone:** 5



The leaves are smaller and the plant more compact than other intermediate forms. It is aptly named for the consistent, deep scarlet-red fall color that illuminates the landscape in autumn. Selected from **native** species.

12", 15", 18" #3 Cont. ....  
 18", 24" #5 Cont. ....

**FRANKLINIA alatomaha**

**Franklinia or Franklin Tree**

**Height:** 15-20' **Spread:** 10-15' **Zone:** 5



The shiny dark green foliage is a perfect foil for the large white camellia-like flowers from August through October. In autumn, the foliage turns to shades of red and maroon. Forms a handsome small specimen that deserves a place of prominence in the garden. Requires a moist, acidic, well-drained soil supplied with plenty of organic matter in full sun or light shade. Southeastern **native** that has not been found in the wild since 1790.

LB 5', 6' #5 Cont. ....

**GAULTHERIA procumbens Berry Cascade™**

**Berry Cascade™ Wintergreen**

**Height:** 6" **Spread:** Groundcover **Zone:** 4



Delicate bell shaped white flowers in summer are followed by loads of brilliant red fruit. The evergreen foliage turns burgundy in late fall and winter. This low growing groundcover prefers partial shade in an organic, well drained soil. Great for Holiday containers and decoration.

CLUMP Qt. (12 per flat, full flat only) (July).....

**GINKGO biloba 'Autumn Gold'**

**Autumn Gold Ginkgo**

**Height:** 45' **Spread:** 35' **Zone:** 3



The tree has a narrow form in youth that broadens with age. Striking yellow fall color gives this selection its name. Ginkgo are distinctive trees with stiff, stout branches and dark green fan-shape foliage. Coarse looking when young, they mature to a graceful large tree adaptable to a wide range of growing conditions and urban sites. **A male seedless clone.**

6' #5 Cont. ....  
 1¼" #10 Cont. (Summer).....

**LIMITED B&B SUPPLY – VISIT ONLINE AVAILABILITY**

**b. 'Princeton Sentry'**

**Princeton Sentry Ginkgo**

**Height:** 40' **Spread:** 15' **Zone:** 4



Stiffly, upright growing with uniform branching perfect for street tree use. The thick fan-shaped foliage is dark green in summer and turns a beautiful yellow in fall. **A male seedless clone.**

6' #5 Cont. ....  
 1¼" #10 Cont. (Summer).....

**LIMITED B&B SUPPLY – VISIT ONLINE AVAILABILITY**

**LIMITED AVAILABILITY . . .**

In our search for new plants, we accumulate many plants in limited quantities that are not listed in the catalog. Please call, email or fax us with your plant needs.

**GINKGO – Continued**

**b. ‘Troll’** **Troll Ginkgo**  
**Height:** 3’ **Spread:** 3’ **Zone:** 4 ○

The plant develops into a compact dwarf with a rounded form ideal for use as an accent plant or specimen in a small garden or useful as a container plant on a patio.

**LIMITED SUPPLY – VISIT ONLINE AVAILABILITY**

**b. ‘Weeping Wonder’** **Weeping Wonder Ginkgo**  
**Height:** 5-10’ **Spread:** 4-6’ **Zone:** 4 ○ ●

*Weeping Wonder* has an upright leading branch with horizontal or slightly sweeping arms and mutant foliage of up to 5 distinct leaf forms in addition to occasional variegation of lime and dark green turning gold in fall. The small tree is best used in a bed as the plant is female and can produce attractive but pungent fruit.

**STD** 36" HT 18", 24" HD #5 Cont. (Summer) .....

**GLEDITSIA triacanthos f. inermis ‘Imperial’** **Imperial Honeylocust**  
**Height:** 35-45’ **Spread:** 35-40’ **Zone:** 5 ○

Branches symmetrically arranged forming a compact, rounded habit. Useful as shade or street tree. Selected from a **native** species.

1¾" B&B .....

**t. f. i. Skyline™** **Skyline™ Honeylocust**  
**(‘Skycole’)**

**Height:** 45-50’ **Spread:** 35-45’ **Zone:** 4 ○

Upright branch habit takes a pyramidal form. Useful as shade or street tree. Selected from a **native** species.

1¾", 2" B&B .....

**t. f. i. Street Keeper®** **Street Keeper® Honeylocust**  
**(‘Draves’ P.P. 21698)**

**Height:** 45’ **Spread:** 18’ **Zone:** 5 ○

This cultivar boasts the tight, narrow form that has been lacking in urban tolerant Honeylocust. The ascending branches give Street Keeper® a canopy that is half as wide as other cultivars. Foliage is a rich dark green deeper than other cultivars.

1¾", 2" B&B .....

***Online Availability***  
**klynnurseries.com**  
Visit our website  
Sales Staff Availability\* Hot List\*  
Klyn Catalog 2021\* Quote Form  
Plant List & Lectures Illustrated Catalog  
E-mail addresses About Us Directions  
**Password: route84**

# GRASSES AND GRASS LIKE PLANTS

**PLANTS WILL BE READY FOR SHIPMENT APPROXIMATELY  
MAY 15 TO JUNE 15. WEATHER PERMITTING.**

**ANDROPOGON gerardii**

**Big Bluestem**

**Height:** 5-7' **Zone:** 3



One of the major tall grasses of the prairie with dramatic blue green foliage on a strongly upright plant. The seed heads resemble upside down turkey feet. Its large size makes this a great selection for naturalizing, meadow plantings and screening. **Native.**

CLUMP #2 Cont. (June).....

**g. 'Red October'**

**Red October Big Bluestem**

**Height:** 2-4' **Zone:** 3



Deep green 2-4' foliage with red highlights in spring. The red increases and deepens to burgundy in fall turning candy apple red after first frost. Seed heads are also shades of red. Adaptable to dry or moist sandy to clay soils. Cultivar of a **native.**

CLUMP #2 Cont. ....

**ARUNDO donax**

**Giant Reed**

**Height:** 12-15' **Zone:** 5



A bold grass with sturdy central stalks providing strong vertical lines. Broad leaves give a horizontal bamboo-like appearance.

CLUMP #5 Cont. ....

**d. 'Peppermint Stick'**

**Peppermint Stick Giant Reed**

**Height:** 6-12' **Zone:** 5-6



The broad white striped leaves are as vivid in summer as in spring. The overall effect creates a beacon in the garden. A great improvement over the older form of variegated giant reed. All the *Arundo* forms adapt well to dry soils though they perform best in moist to wet soils.

CLUMP #5 Cont. ....

**BOUTELOUA curtipendula**

**Side Oats Grama Grass**

**Height:** 2-3' **Zone:** 4



Noted for its distinctive seed spikes which hang from one side of its flowering stems that can stretch to about 3 feet. Narrow bluish gray leaves contrast with purplish tinged flowers on arching stems. Foliage turns golden brown in autumn, developing hues of orange and red. Mass in meadows, prairies, slopes, native plant gardens or naturalized areas. **Native.**

CLUMP #2 Cont. (June).....

**gracilis**

**Blue Grama or Mosquito Grass**

**Height:** 15-18" **Zone:** 3



This small **native** grass holds its burgundy red inflorescence horizontally from its stems. Best in mass plantings, at the front of the border or in a rock garden where its interesting habit will not go unnoticed. Blue Grama grass is a warm season grass **native** to the short grass prairie.

CLUMP #2 Cont. (June).....

**ORNAMENTAL GRASSES**

**BOUTELOUA – Continued**

**g. 'Blonde Ambition' P.P. 22048** **Blonde Ambition Grama Grass**  
**Height:** 2-3' **Zone:** 4 ○ ●

Airy chartreuse flowers float above blue green foliage in mid summer turning blonde in autumn extending the season well into winter. Adaptable to a wide range of soils and very effective when used in mass plantings.

CLUMP #2 Cont. (June) .....

**CALAMAGROSTIS x acutiflora 'Avalanche'** **Avalanche Reed Grass**  
**Height:** 3-5' **Zone:** 4 ○ ●

This is a variegated Karl Foerster feather reed grass. The white centered blades of this medium sized grass have a narrow upright habit that holds its form and color well throughout the season.

CLUMP #2 Cont. ....

**x ac. 'Karl Foerster'** **Karl Foerster Reed Grass**  
**Height:** 3-5' **Zone:** 4 ○ ●

Leaves and flower stalks stand very upright for strong vertical lines in the landscape. Flowers effective June to September. Ideal for background or accent plantings.

CLUMP #2 Cont. (June) .....

**x ac. 'Overdam'** **Overdam Reed Grass**  
**Height:** 3' **Zone:** 5 ○ ●

Choice new grass with 12" white variegated foliage. Thirty-six inch golden inflorescence appear in summer. Excellent accent plant or in groups. Sun or partial shade.

CLUMP #2 Cont. ....

**arundinacea 'Brachytricha'** **Korean Feather Reed Grass**  
**Height:** 3-4' **Zone:** 5 ○ ●

Great floral accent of puffy, tawny pink plumes in September change to shades of wheat color in late autumn through early winter. One of the few flowering grasses that's happy in the shade.

CLUMP #2 Cont. (June) .....

**CAREX crinita** **Fringed Sedge**  
**Height:** 3-4' **Zone:** 5 ● ○

Dense clumps of erect triangular stems produce distinctive long drooping, narrow spikes in May and June. Found growing naturally in wet meadows, wet prairies and swamps. **Native** to Ohio.

CLUMP #1 Cont. ....

**dolichostachys 'Kaga Nishiki'** **Gold Fountains Sedge**  
**Height:** 6-12" **Zone:** 5 ● ○

Fine-textured, narrow, grass-like, bright green leaves to 3/16" wide are edged with yellow. Leaves arch upward and outward in a fountain-like tuft. Mass or group in woodland gardens, shade gardens, borders or rock gardens. It tolerates moist soils and dry conditions once established. Best cut back in early spring.

CLUMP #1 Cont. ....

**ORNAMENTAL GRASSES**

CAREX – Continued

**flacca 'Blue Zinger'**

**Blue Zinger Sedge**

**Height:** 8-16" **Zone:** 5



The plant makes an excellent groundcover with light blue foliage useful in both moist and dry locations in sun or partial shade.

CLUMP #1 Cont. ....

**flaccosperma**

**Blue Wood Sedge**

**Height:** 6-10" **Zone:** 5



A strong clump forming sedge with glaucous blue to blue-green, slightly quilted, evergreen leaves up to 1/2" wide. It spreads slowly by rhizomes in the woodland garden and mixes nicely with wildflowers and ferns. **Native** to Ohio.

CLUMP #1 Cont. ....

**lurida**

**Shallow Sedge**

**Height:** 1-3' **Zone:** 3



This cool season grower remains attractive even in summer producing bristly seed heads in late spring. Spreads by short rhizomes. An excellent native useful for erosion control in ditches, bioswales and wet to moist soil. **Native** to Ohio and the eastern U.S.

CLUMP #1 Cont. ....

**morrowii 'Ice Dance'**

**Ice Dance Sedge**

**Height:** 12" **Zone:** 5



Vigorous, shiny, strong upright foliage with bright variegation. Makes an effective and exciting groundcover. Semi-evergreen. Prefers a shady site with average to rich soils.

CLUMP #1 Cont. ....

**m. 'Silver Sceptre'**

**Silver Sceptre Sedge**

**Height:** 10" **Zone:** 5



The arching clump of white-edged foliage makes a specimen mass for woodland landscapes and gardens. Use in groupings of at least 3 to 5 plants or more with hostas and ferns or use as a groundcover in a shady area.

CLUMP #1 Cont. ....

**muskingumensis**

**Palm Sedge Grass**

**Height:** 2-3' **Zone:** 3



Grows in erect clumps with weeping, light green lanceolate leaf blades which resemble a small palm tree. Use as a ground cover in shaded water gardens, rock gardens, naturalized plantings and perennial borders. Plants will take sun or shade but do best in medium to deeply shaded sites in wet locations. **Native** to Ohio.

CLUMP 8" Squat Cont. (June) ....

**m. 'Little Midge'**

**Little Midge Palm Sedge**

**Height:** 10" **Zone:** 4



A perfect miniature of the **native** species. Everything is proportionally miniature, the size of the leaves and the size of the plant. Eye catching as a specimen or when used in mass plantings.

CLUMP #1 Cont. ....

CAREX – Continued

ORNAMENTAL GRASSES

**m. 'Oehme'** **Variegated Palm Sedge**  
**Height:** 18-24" **Zone:** 4 ○ ● ●

The foliage is cleanly variegated along the edges with a narrow yellow stripe. A tough plant with a delicate appearance will work well with larger ferns or in a container as an accent. Shade to semi-shade in dry to moisture retentive soils. Selected from a **native** species.

CLUMP 8" Squat Cont. ....

**nigra** **Black Flowering Sedge**  
**Height:** 6-8" **Zone:** 4 ○ ● ●

The soft blue-gray foliage can accent green plants or blend with other blue-gray plants such as columbine, iris and lamium. It is also good for water gardens and can grow **in water up to 3-4" deep**. Although spreading in habit, it is not invasive. **Native** to eastern U.S.

CLUMP 8" Squat Cont. ....

**oshimensis 'Aureo-Variegata'** **Variegated Japanese Sedge Grass**  
**(aka Carex morrowii 'Aureo-Variegata')** ●

**Height:** 6-12" **Zone:** 5

Attractive **evergreen** sedge. Forms clumps of strong blades of lustrous green edges and creamy white centers. Excellent for pots, groundcovers and edging.

CLUMP #1 Cont. ....

**pensylvanica** **Pennsylvania Sedge**  
**Height:** 8" **Zone:** 4 ● ●

A semi-evergreen **native** groundcover for average to dry shady areas with fine textured bright green foliage. Most effective when planted in masses. **Native** to Ohio.

CLUMP #1 Cont. (June) ....

**plantaginea** **Wide Leaf Sedge**  
**Height:** 6-12" **Zone:** 4 ● ●




A delightful native clumping evergreen sedge best suited for shady woodland settings. Its broad, bright green leaves make a striking accent. Nice companion plant for other shade loving perennials, ferns and spring blooming bulbs or near ponds and water gardens. **Native** to Ohio.

CLUMP 8" Squat Cont. ....

**platyphylla** **Blue Satin Sedge**  
**Height:** 8" **Zone:** 4 ● ●

A clump forming **native** woodland sedge with glaucous blue leaves up to 1" wide. Prefers dry, well-drained soils in sun or partial shade. Useful as a border or groundcover in shady gardens. **Native** to Ohio.

CLUMP #1 Cont. ....

**FOR YOUR CONVENIENCE** we accept   

CAREX – Continued

**radiata** **Eastern Star Wood Sedge**

**Height:** 6-12" **Zone:** 5 ◐ ●

**Native** to moist woodlands, this is an attractive species that makes a graceful fountain of bright green, extremely fine foliage. Makes an outstanding mass planting or use mixed with woodland wildflowers or other plants in a damp shaded area. **Native** to Ohio.

CLUMP 8" Squat Cont. ....

**siderosticha 'Banana Boat'** **Banana Boat Broad Leaved Sedge**

**Height:** 6-12" **Zone:** 5 ◐ ●

The one inch wide leaves are bright banana yellow with narrow green margins and stripes. Excellent for massing or accent for brightening up shady gardens or pathways, also striking when used in containers. It slowly spreads by rhizomes forming a **deer resistant** clump that blends nicely with ferns in the moist woodland garden or in average garden soil.

CLUMP #1 Cont. ....

**s. 'Variegata'** **Variegated Broadleaf Sedge**

**Height:** 8" **Zone:** 5 ◐ ●

An eye-catching groundcover for woodland or border makes a dense, slowly expanding clump of broad sword-shaped leaves with crisp white striped variegation. Useful in contrast with the foliage of shade perennials such as Alchemilla or ferns or mass to brighten a portion of a woodland garden.

CLUMP #1 Cont. ....

**stricta** **Tussock Sedge**

**Height:** 3' **Zone:** 4 ◐ ●

Tussock sedge has long narrow bladed foliage and forms dense green mounds spreading by rhizomes. Useful in wetland restoration, wet meadows and bioswales. It is found in wetlands and moist forests **native** to Ohio and the eastern U.S.

CLUMP #1 Cont. ....

**vulpinoidea** **Fox Sedge**

**Height:** 1-3' **Zone:** 3 ◐ ●

Fox sedge is a clumping grass with mid-summer fox tail seed heads useful for naturalizing or wetland mitigation. Use around ponds, streams, moist woodlands and bioswales. **Native** to Ohio, the Midwest and eastern U.S.

CLUMP #1 Cont. (June) ....

**CHASMANTHIUM latifolium** **Northern Sea Oats**

**Height:** 2-4' **Zone:** 4 ◐ ○ ●

The light green foliage at first gives the impression of clump forming bamboo. The arching and nodding seeds persist into winter and work well in dried flower arrangements. Plants prefer moist fertile soil but tolerate average, wet, loamy, clay or rocky soils. Use in groups or massing. Sea Oats can self sow vigorously. This Midwest and eastern U.S. **native** occurs in shaded areas with fertile soils.

CLUMP #2 Cont. ....

**DESCHAMPSIA caespitosa 'Goldstaub'** **Golden Hair Grass**  
**Height:** 2-3' **Zone:** 4 ● ○

Densely tufted dark green foliage with delicate masses of yellow panicles in mid summer persisting through fall. Sun or partial shade. Use in groups or massing. Selected from a **native** species.

CLUMP #2 Cont. ....

**c. 'Schottland'** **Schottland Tufted Hair Grass**  
**Height:** 3-4' **Zone:** 4 ● ○

Robust, flower spikes reach 1½ to 2' above 2 - 3' foliage. The masses of delicate panicles are effective from June to October. Selected from a **native** species.

CLUMP #2 Cont. ....

**ELYMUS arenarius 'Blue Dune'** **Blue Dune Lyme Grass**  
**(aka Leymus arenarius)** ○ ●  
**Height:** 2-3' **Zone:** 4

The bright blue foliage maintains its color throughout the growing season. Spreads by rhizomes and is perfect for controlling soil erosion and for planting hillsides. Grows well in dry, sunny locations.

CLUMP #2 Cont. ....

**canadensis** **Nodding or Canada Wild Rye**  
**Height:** 2-3' **Zone:** 2 ○ ●

This quick growing native grass has beautiful curving seedheads that resemble cultivated rye in summer and can remain attractive well into winter. It tolerates an incredible range of soil conditions from bare sand and dry gravel to raw clay subsoil. **Native** to Ohio.

CLUMP #2 Cont. ....

**ERAGROSTIS spectabilis** **Purple Love Grass**  
**Height:** 18-24" **Zone:** 5 ○

Purple Love Grass is a warm season grass that grows actively during the summer when soil temperatures are warm. Plants form a loose open mound of blue green foliage. Seed heads appear in mid summer in shades of light to bright purple giving an overall purple haze to the landscape. Adapts well in the driest and poorest of soils as well as sandy sites. Tolerant of winter road salt. **Native** to Ohio, and the eastern U.S.

CLUMP #2 Cont. (June) ....

**ERIANTHUS ravennae** **Ravennae or Plume Grass**  
**(aka Saccharum ravennae)** ○  
**Height:** 10-14' **Zone:** 5

Hardy alternative to the non-hardy *Cortaderia selloana* (Pampas Grass). Large, beige, feather duster-like plumes are borne high above the 3' foliage. Excellent for borders or backgrounds.

CLUMP #2 & #5 Cont. ....

**ERIOPHORUM angustifolium**

**Cotton Grass**

**Height:** 12-18" **Zone:** 2



Grown for the cotton wool effect of the seed heads which appear in mid to late summer among grassy foliage. Thrives best in marshy situations where the roots are constantly **wet to depths of 4"**. Can spread by vigorous stolons. May be necessary to confine in small gardens. **Native.**

CLUMP 10" Squat Cont. ....

**FESTUCA ovina 'Boulder Blue'**

**Boulder Blue Fescue**

**Height:** 6" **Zone:** 4



The bluest Fescue we have grown. The short, compact mounds of metallic blue provide wonderful contrast when used as a mass or border, or in a rock garden. Best in full sun and well drained soil.

CLUMP 8" Squat Cont. ....

**o. 'Elijah Blue'**

**Elijah Blue Fescue**

**Height:** 8-10" **Zone:** 4



The best blue fescue on the market. The coarse blue foliage holds its deep blue color through heat and cold until snow.

CLUMP 8" Squat Cont. (June) ....

**GLYCERIA maxima 'Variegata'**

**Variegated Manna Grass**

**Height:** 2' **Zone:** 4



The creamy yellow and green foliage of this water loving grass fills in an area well, especially if the soil is rich, moist and light. **Will grow in dry soils or in water to 2" deep.**

CLUMP #2 Cont. ....

**HAKONECHLOA macra 'All Gold'**

**All Gold Japanese Forest Grass**

**Height:** 12-18" **Zone:** 5



Luminous golden foliage without the green stripes of 'Aureola'. The plant literally glows in a shaded garden. Prefers morning sun and afternoon shade. Try in combination with purple leaved heucheras.

CLUMP Qt. Cont. ....

**macra 'Aureola'**

**Japanese Forest Grass**

**Height:** 12-14" **Zone:** 5-6



The leaves are bright yellow with narrow green longitudinal stripes. Useful in group and massed plantings or for edging in partially shaded or woodland sites. Attains best color in filtered sun or partial shade. **Perennial Plant of Year 2009.**

CLUMP Qt. Cont. (June) ....

**HELICTOTRICHON sempervirens 'Sapphire'**

**Sapphire Blue Oat Grass**

**Height:** 2' **Zone:** 4



A stiff spiny vase like the species but with even brighter steel blue foliage and improved rust resistance. A new selection from Germany.

CLUMP #2 Cont. ....

**IMPERATA cylindrica 'Red Baron'**

**Japanese Blood Grass**

**Height:** 12-18" **Zone:** 5



Blades of this attractive grass are green at the base and deep blood red from mid-blade to the tip. Color gets more intense in fall. Forms small colonies. Use where this grass can be viewed close up. Prefers sun and adequate moisture but will tolerate partial shade. Seedless clone.

CLUMP #8" Squat Cont. ....

**LIRIOPE muscari 'Royal Purple'**

**Royal Purple Lily Turf**

**Height:** 12-15" **Zone:** 5



Spikes of deep purple flowers rise above the arching dark green foliage. Similar in habit and use to the popular *Liriope m. 'Big Blue'* but with deeper colored flowers. **We have dropped 'Big Blue' because of issues with crown rot and replaced it with 'Royal Purple'.**

CLUMP #1 Cont. ....

**m. 'Variegata'**

**Variegated Lily Turf**

**Height:** 8-12" **Zone:** 5



Yellow and green variegated foliage contrasting nicely with blue flower spikes in late summer. Slower growing than green leaved forms. Full sun.

CLUMP #1 Cont. ....

**spicata**

**Creeping Lily Turf**

**Height:** 12-18" **Zone:** 4



More cold hardy than other Lily Turf. Good spreading ground cover with narrow 1/4" foliage.

CLUMP #1 Cont. (June) ....

**s. 'Silver Dragon'**

**Silver Dragon Lily Turf**

**Height:** 6-8" **Zone:** 5



Silvery white vertical striping on the dark green, narrow grass-like leaves. Nice accent for sun or shade.

CLUMP #1 Cont. ....

**MISCANTHUS floridulus**

**Giant Chinese Silver Grass**

**Height:** 10' **Zone:** 5



Strong grower forming erect clumps. Broad gray-green leaves have a silvery mid-rib, arch outward from the upright thrusting culms. Excellent specimen, accent plant or screen. Likes moist but well drained soils in sun or partial shade.

**SOLD OUT**

**sinensis 'Adagio'**

**Adagio Japanese Maiden Grass**

**Height:** 2' **Zone:** 5



Attractive grass with compact, silver-gray fine textured foliage. Flowers emerge pink and mature to white.























CLUMP #2 Cont. ....

**MISCANTHUS – Continued**

- s. ‘Cosmopolitan’** **Japanese Silver Grass**  
**Height:** 6-8’ **Zone:** 5-6 ○  
 Improved form of variegated maiden grass with wide leaves and prominent white stripes. A robust grower with non-floppy habit. Copper colored plumes appear in mid-September. Needs winter protection on exposed sites.  
 CLUMP #5 Cont. ....
- s. ‘Gold Bar’ P.P. 15193** **Gold Bar Maiden Grass**  
**Height:** 3-4’ **Zone:** 5 ○  
 A distinctive compact upright growth habit with horizontally striped blades of green and gold similar to Zebra Grass. It can be used in a smaller space than *M. s. ‘Zebrina’* or *M. s. ‘Stricta’* but with the same dramatic effect in the landscape.  
 CLUMP #2 Cont. ....
- s. ‘Gracillima’** **Maiden Grass**  
**Height:** 5-7’ **Zone:** 4 ○  
 The fine textured gray-green foliage with white mid-rib forms a dense upright vase-shaped clump. Plumes are bright burgundy to dark pink, maturing to beige. Tremendous winter effect and ideal for dried arrangements.  
 CLUMP #2 & #5 Cont. ....
- s. ‘Little Zebra’ P.P. 13008** **Little Zebra Grass**  
**Height:** 4’ **Zone:** 5 ○  
 Little Zebra makes a tidy compact mound of green foliage with prominent horizontal yellow banding that holds well through the summer. In late summer, the attractive plumes emerge wine-purple and rise above the foliage.  
 CLUMP #2 Cont. ....
- s. ‘Morning Light’** **Morning Light Grass**  
**Height:** 4-5’ **Zone:** 5 ○  
 Looks like a variegated form of Maiden Grass. The green and white variegation of the delicate but sturdy blades blend to a subtle gray-green that works especially well with other pastels.  
 CLUMP #2 & #5 Cont.....
- s. ‘Purpurascens’** **Flame Grass**  
**Height:** 3-4’ **Zone:** 4 ○  
 Rich green summer foliage turns a beautiful orange-red in fall. The first Miscanthus to bloom, around mid-August. Outstanding for masses or accents. Sun.  
 CLUMP #2 & #5 Cont. (June) .....
- s. ‘Silver Arrow’** **Silver Arrow Maiden Grass**  
**Height:** 5-7’ **Zone:** 5 ○  
 Similar to *Miscanthus s. ‘Variegata’*, but has broader white variegation. Most effective when grouped or massed.  
 CLUMP #2 & #5 Cont. ....

ORNAMENTAL GRASSES

## ORNAMENTAL GRASSES AND GRASS-LIKE PLANTS

















VARIETY	HEIGHT	(W) WET (M) MOIST	SPECIMEN	HEDGE	MASSING	GROUND COVER	CUT/DRIED	WINTER EFFECT	FORM	NATIVE
Andropogon gerardii	5-7'			X	X					X
Arundo donax & Cvs.	12-15'	W	X	X	X		X			
Bouteloua Species	15"-3'				X	X				X
Calamagrostis x ac. 'Avalanche'	3-5'	M	X	X	X					
x ac. 'Karl Foerster'	3-5'	W	X	X	X		X			
x ac. 'Overdam'	3'	W	X	X	X					
arund. 'Brachytricha'	3-4'	W	X		X		X			
Carex Species and Cvs.	6"-3'	M-W			X	X				X*
Chasmanthium latifolium	2-3'	M			X		X			X
Deschampsia c. 'Goldstaub'	2-3'		X		X	X				
c. 'Schottland'	3-4'		X		X	X				
Diarrhena americana	12"	M			X	X				X
Elymus Species and Cvs.	2-3'	M				X	X			X*
Eragrostis spectabilis	18-24"				X	X				X
Erianthus ravennae	10-14'	M	X	X	X		X	X		
Eriophorum angustifolium	12-18"	W			X					X
Festuca Species and Cvs.	6-10"				X	X				
Glyceria m. 'Variegata'	2'	W			X	X				
Hakonechloa macra Cvs.	6-14"	M	X		X	X				
Helictotrichon s. Sapphire	2'		X		X					
Imperata c. 'Red Baron'	12-18"		X		X	X				
Liriope Species and Cvs.	6-12"				X	X				

\* Not all species are Native.

Sun, shade symbols are listed in order of plant preference to achieve ideal growth.

○ Full Sun   ● Partial Shade   ● Full Shade

## ORNAMENTAL GRASSES AND GRASS-LIKE PLANTS

VARIETY	HEIGHT	(M) WET (M) MOIST	SPECIMEN	HEDGE	MASSING	GROUND COVER	CUT/DRIED	WINTER EFFECT	FORM	NATIVE
Miscanthus Species and Cvs.	2-10'	M	X	X	X		X	X		
Molina c. 'Skyracer'	7-8'	M	X		X					
Ophiopogon p. 'Nigrescens'	6"				X	X				
Panicum virgatum and cvs.	3-8'	M	X		X	X	X			X
Pennisetum alopecuroides	3-4'		X	X	X		X			
a. 'Cassian'	2'		X		X		X			
a. 'Hameln'	2'		X		X		X			
a. 'Little Bunny'	12"		X		X	X				
a. 'Moudry'	18-24"		X		X		X			
o. 'Karley Rose'	3'		X		X					
Phalaris arundinacea 'Picta'	15-24"	M			X	X				
Schizachyrium scoparium and Cvs.	2-3'				X			X		X
Sorghastrum nutans	5-7'				X					X
Spartina p. 'Auro-marginata'	4-8'	M-W			X		X	X		
Spodiopogon sibiricus	4-5'		X		X		X			X
Sporobolus heterolepsis	2-3'				X	X				X



**Tufted**



**Upright**



**Upright Arching**



**Mounded**



**Upright Divergent**



**Arching**

**MISCANTHUS – Continued**

**s. 'Strictus'** **Porcupine Grass**  
**Height:** 6' **Zone:** 4 ○

The spiky foliage of Porcupine Grass has yellow bands similar to Zebra Grass and is hardier. Blades are held stiffly upright emerging from a dense growing clump.

CLUMP #2 Cont. ....

**s. 'Yaku Jima'** **Yaku Jima or Dwarf Maiden Grass**  
**Height:** 2-3' **Zone:** 5 ○

Diminutive form looks like dwarf *M. s. 'Gracillima'*. Blooms in August and looks good into winter with a showy autumn coloring to the foliage.

CLUMP #2 Cont. ....

**s. 'Zebrina'** **Zebra Grass**  
**Height:** 5-7' **Zone:** 5 ○

Foliage is light green with distinctive horizontal bands of yellow.

CLUMP #2 & #5 Cont.....

**MOLINIA caerulea 'Skyracer'** **Skyracer Purple Moor Grass**  
**Height:** 7-8' **Zone:** 4 ○

A most exciting grass with foliage reaching a height of 2' with delicate yellow seed heads on stiff wire fine 7-8' stems. This striking dancing grass is effective from mid-summer through fall. Useful in the annual and perennial border.

CLUMP #2 Cont. ....

**OPHIPOGON planiscapus 'Nigrescens'** **Black Mondo Grass**  
**Height:** 6" **Zone:** 5 ● ○

Low growing ground cover that spreads slowly to form a dense turf. The purple-black leaves can be used to accentuate the bright colors of neighboring plants. Performs best in moisture retentive soils and sun to partial shade. Mulch in winter on exposed sites.

CLUMP Qt. (16 per flat, full flats only).....

**PANICUM virgatum** **Switch Grass**  
**Height:** 4-5' **Zone:** 4 ○ ●

Large fine textured grass, delicate in appearance. Airy masses of pink seedheads appear in late summer turning straw yellow in fall. Good for moist areas and massing. Sun or light shade. **Native.**

CLUMP #2 & #5 Cont.....

**v. 'Dallas Blues' P.P. 11202** **Dallas Blues Switch Grass**  
**Height:** 6-8' **Zone:** 4 ○

A striking switch grass cultivar with a strong vertical growth habit and wide blue blades giving the appearance similar to a Miscanthus. The huge vertical pink seed heads are up to 2' tall and long lasting, offering better winter interest. Introduced by Ken and Linda Smith of Columbus, Ohio. Selected from a **native** species.

CLUMP #3 & #5 Cont. ....

**PANICUM – Continued**

**v. 'Heavy Metal'**

**Heavy Metal Switch Grass**

**Height:** 3-4' **Zone:** 4



A striking new selection with stiff metallic blue leaves forming a tight upright clump. Turns bright yellow in fall. Effective planted alone or massed in groups. Selected from a **native** species.

CLUMP #2 Cont. ....

**v. 'Hot Rod' P.P. 26074**

**Hot Rod Switch Grass**

**Height:** 36-40" **Zone:** 4



Upright blades emerge blue green and quickly take on a deep red hue. Color intensifies until the entire plant is deep maroon red. Selected from a **native** species.

CLUMP #2 Cont. ....



**v. 'Prairie Sky'**

**Prairie Sky Switch Grass**

**Height:** 4-5' **Zone:** 4



Light, bright powder blue, somewhat narrow blades with an open fountain form. Happier in drier and sandier spots in the garden than other forms. Introduced by Roger Gettig of Holden Arboretum. Selected from a **native** species.

CLUMP #2 Cont. ....

**v. 'Rotstrahlbusch'**

**Red Rays Switch Grass**

**Height:** 3-4' **Zone:** 4



Considered reddest of the red switch grasses. Best red foliage in fall. An outstanding plant selected for its deep burgundy red color on the upper leaf blades and deep burgundy seedhead. Group plantings. Sun. Selected from a **native** species.

CLUMP #2 Cont. ....

**v. 'Shenandoah'**

**Shenandoah Red Switch Grass**

**Height:** 3-4' **Zone:** 4



The leaves begin blue-green in early summer, taking on dark red tones by July and turning completely wine-colored by September. Holds a compact, upright form all season. Selected from a **native** species.

CLUMP #2 Cont. ....

**PENNISETUM alopecuroides**

**Fountain Grass**

**Height:** 3-4' **Zone:** 5



Graceful foliage with distinctive cylindrical silvery-brown flower spikes in late August that follow the same graceful vase-shaped lines of the plant.

CLUMP #2 Cont. ....

**a. 'Hameln'**

**Dwarf Fountain Grass**

**Height:** 2' **Zone:** 5



A smaller growing form of Fountain Grass. Equally as graceful.

CLUMP 8" Squat & #2 Cont. ....

**ORNAMENTAL GRASSES**

***We offer Bulldog & Economy tarps for purchase.***

(See page 254 for pricing)

**PENNISETUM – Continued**

**a. ‘Little Bunny’** **Little Bunny Fountain Grass**  
**Height:** 12" **Zone:** 5 ○

A miniature form of fountain grass that plumes in August creating a pleasing ground cover or foreground plant.

CLUMP #2 Cont. ....

**a. ‘Moudry’** **Moudry Black Fountain Grass**  
**Height:** 18-24" **Zone:** 5 ○

Lush green foliage forms a dense, upright mound. Foxtails emerge brown and peak in early September appearing almost black, growing 8-10" beyond the foliage.

CLUMP #2 Cont. (June) .....

**orientale ‘Karley Rose’ P.P. 12909** **Karley Rose Fountain Grass**  
**Height:** 3' **Zone:** 5 ○

Clump forming plant with deep green blades erupting into smokey rose-purple flowers starting in late June and continuing throughout the rest of the growing season.

CLUMP #2 Cont. ....

**PHALARIS arundinacea ‘Picta’** **Ribbon Grass**  
**Height:** 15-24" **Zone:** 4 ○ ◐ ●

Bright green and white foliage with a strong rhizomatous habit. Not fussy about any of its cultural requirements. Problem free groundcover for stabilization. Cool weather grower; at its best in spring and early fall. Cutting back to ground in mid summer enhances new late summer and fall foliage.

CLUMP #2 Cont. ....

**SCHIZACHYRIUM scoparium** **Little Bluestem**  
**Height:** 2-3' **Zone:** 3 ○

The blue green foliage provides a great backdrop for prairie flowers in summer turning a striking crimson in autumn. Excellent in dry sandy soils for massing and in prairie plantings. **Native.**

CLUMP #2 Cont. ....

**s. ‘Standing Ovation’ P.P. 25202** **Standing Ovation Little Bluestem**  
**Height:** 2-3' **Zone:** 3 ○

Like the species, spikey foliage starts out beautiful blue with hints of greens, purples and pinks. Fall brings out stunning reds and oranges. Seed heads not only add texture to the landscape, but also provide food for birds and small creatures. Selected from a **native** species.

CLUMP #2 Cont. ....

**s. ‘The Blues’** **The Blues Little Bluestem**  
**Height:** 2-3' **Zone:** 4 ○

An upright growing grass with strong glaucous tight blue stems turning rusty orange-red in fall with 2-2 1/2" silvery-blue racemes. Use in mass or small groups especially with late summer flowering perennials. Sun. Selected from a **native** species.

CLUMP #2 Cont. ....

**ORNAMENTAL GRASSES**

**SORGHASTRUM nutans**

**Indiangrass**

**Height:** 5-7' **Zone:** 2



A vigorous native warm season grass with bluish green foliage turning a translucent yellow to gold fall color with beautiful panicles of copper. **Native** to Ohio.

CLUMP #2 Cont. (July) .....

**SPODIOPOGON sibiricus**

**Frost Grass**

**Height:** 4-5' **Zone:** 4



Stiff erect culms with short pointed leaves held out perpendicular to the stems giving the grass strong horizontal lines. Its clean attractive foliage gives it the appearance of a bushy, fan-shaped clumping bamboo. Showy, airy flowers appear in July and remain effective until October.

CLUMP #2 Cont. (June) .....

**SPOROBOLUS heterolepis**

**Prairie Dropseed**

**Height:** 2-3' **Zone:** 4



A fountain of fine-textured, emerald green foliage adds a touch of elegance to any landscape. The foliage turns orange in fall and a creamy color in winter. For added interest, the seed head has a faint, pleasant fragrance. A prairie **native**.

CLUMP #2 Cont. (June) .....

**O  
R  
N  
A  
M  
E  
N  
T  
A  
L  
  
G  
R  
A  
S  
S  
E  
S**

***Online Availability***

**klynnurseries.com**

Visit our website

Sales Staff      Availability\*

Hot List\*      Klyn Catalog 2021\*

Quote Form      Plant List & Lectures

Illustrated Catalog

E-mail addresses

About Us

Directions

**Password: route84**

**GYMNOCLADUS dioicus**

**Kentucky Coffeetree**

**Height:** 50' **Spread:** 35-40' **Zone:** 4



The huge compound leaves give this tree a tropical feel, while the arching branches present an elm-like form. A picturesque tree in winter with deeply furrowed bark and stout branches. Prefers deep moist soil but is adaptable to adverse conditions. Sun. **Ohio native.**

1¼", 2", 2½" B&B .....

**d. Espresso™**

**Espresso™ Kentucky Coffeetree**

**('Espresso-JFS')**

**Height:** 50' **Spread:** 35' **Zone:** 4



Espresso is a male clone that remains fruitless. It has an upright form with arching branches and clean dark green leaves. The tree performs extremely well under urban conditions and adapts to a wide range of soils. Selected from a **native Ohio** and midwest species.

1¼", 2", 2½" B&B .....

**HALESIA carolina**

**Carolina Silverbell**

**(aka Halesia tetraptera)**

**Height:** 20-30' **Spread:** 15-20' **Zone:** 5



White bell-shaped flowers in May profusely borne along the branchlets. Dry winged fruits in fall. Nice small tree for the shrub and woodland borders with an evergreen background. **Native.**

CLUMP 30", 36", 4' #5 Cont. ....

**c. 'Arnold Pink'**

**Arnold Pink Silverbell**

**Height:** 20-30' **Spread:** 15-20' **Zone:** 5



A unique form of Halesia with large 3/4" rose pink flowers hang from the branches in spring. A strong grower, the plant will make an excellent choice as a focal plant in a garden or park setting. Prefers rich, well drained soil and full sun to partial shade. Selected from a **native** species.

TREE 6' #5 Cont. (June) .....

*Online Availability*

[klynnurseries.com](http://klynnurseries.com)

Visit our website

Sales Staff

Hot List\*

Quote Form

E-mail addresses

Plant Lists & Lectures

Availability\*

Klyn Catalog 2021\*

Illustrated Catalog

About Us / Directions

**Password: route84**

**HAMAMELIS intermedia cultivars**

**Witchhazel**

**Height:** 10-20' **Spread:** 8-12' **Zone:** 5



All these cultivars are unique in their ability to flower early in the year over a long period of time when little else is in bloom. Each flower has four ribbon-like petals that unfold on warm days and close tightly again when cold. Sun or shade.

**'Antoine Kort'** – Strong grower with sweetly scented clear red flowers.

**'Aphrodite'** – Burnt orange, fragrant.

**'Arnold Promise'** – Large clear yellow, fragrant.

**'Aurora'** – Large, bright, golden orange sweetly scented flowers. (Summer)

**'Barmstedt Gold'** – Rich golden yellow flowers, stained red at the base, fragrant.

**'Birgit'** – Small dark red, lightly scented. (Summer)

**'Diane'** – Copper-red, light fragrance.

**'Jelena'** – Copper.



**'Rubin'** – Clear red flowers with a light scent appear in abundance.



**'Tsukubana Kurreani'** – Brilliant display of intense red flowers in February and March.

**mollis 'Superba'** – Coppery-orange, with a strong and spicy fragrance. (Summer)



**vernalis 'Beholden'** – Showy pale orange flowers appear in November.

30", 36", 4' #5 Cont. ....

STD 4' HT 18", 24" HD #5 Cont. (Summer) (Arnold Promise ONLY)

**vernalis**

**Vernal Witchhazel**

**Height:** 10-12' **Spread:** 8-10' **Zone:** 4



Pale yellow flowers in February create late winter interest. Forms a multi-stemmed, dense, rounded shrub for the border or as a specimen. Midwestern **native**.

36" B&B .....

**virginiana**

**Common Witchhazel**

**Height:** 15-20' **Spread:** 8-12' **Zone:** 4



Yellow ribbon-like flowers in late fall. Forms a wide, upright shrub useful in the border as a screen or for naturalizing. Good in moist shady locations. **Native**.

24", 30" #5 Cont. (Summer) .....

3', 4' B&B.....

**HEDERA helix 'Max's Special'**

**Max's Special English Ivy**

**Height:** 6-8" **Spread:** Groundcover **Zone:** 5



The heavy textured dark green and undulating foliage covers quickly and adds a rich texture when used as a ground cover. This Ivy was brought to us by Ron Sestilli of Sestilli Nursery in Pittsburgh, Pennsylvania and named for his father, Max Sestilli who had found the plant in a landscape in Pittsburgh.

2" CELL (50 per flat) .....

CLUMP #1 Cont. (June) .....

**HEDERA – Continued**

**h. ‘Thorndale’ Thorndale English or Baltic Ivy**

**Height:** 6-8" **Spread:** Groundcover **Zone:** 4 

Exceptionally hardy form with lustrous rich green leaves with creamy white veins. Excellent groundcover or climber.

2" CELL (50 per flat) (June).....

CLUMP #1 Cont. (Summer) .....

Shipping boxes charged at cost.

**HEPTACODIUM miconioides Seven Son Flower**

**Height:** 15-30' **Spread:** 10' **Zone:** 4 

This truly new plant for the landscape recently introduced from China by Arnold Arboretum is rapid growing and able to be trained as a tall, arching multi-stemmed shrub or as a small, single stemmed tree. In mid August flower buds form on the ends of branches opening in September to clusters of fragrant white flowers lasting several weeks. As the flowers fade they are replaced by wine red calyces which remain colorful until late fall. Winter interest is provided by the light tan exfoliating bark. Useful as a specimen or in the shrub border. It is adaptable to a broad range of soil types blooms best in full sun, but adapts to shade.

CLUMP 3', 4' #5 Cont. (June).....

CLUMP 5' B&B .....

TREE 1½", 1¾" B&B (Fall) .....

**ROSE OF SHARON**

**HIBISCUS syriacus hybrids Rose of Sharon**

**Height:** 8-10' **Spread:** 6-8' **Zone:** 5 

Medium to large sized shrub with colorful flowers produced heaviest in July and August. Useful in groupings, masses and shrub borders. Adaptable to most soils, sun.



**Azurri Blue Satin® ('DVPazurri' P.P. 20563)** – Large rich single blue flowers.

**Seedless**



**Pink Chiffon® ('JWNWood4' P.P. 24336)**– Large soft clear pink disc shaped flowers with lacy center.



**Purple Pillar® ('Gandini Santiago' P.P. 25568)** – A new look in Althea with a habit like r. 'Fineline' with semi double purple flowers.



**Sugar Tip® ('America Irene Scott' P.P. 20579)** – Brightly variegated creamy white and green foliage with clear pink double flowers.

**Seedless.**



**White Chiffon® ('Notwoodtwo' P.P. 12612)**– Large single white disc-shaped flowers adorned with a lacy center. Anemone like bloom.

24", 30", 36" #5 Cont. ....

**HIPPOPHAE rhamnoides Sea Buckthorn**

**Height:** 8-12' **Spread:** 10-12' **Zone:** 4 

Becomes a large shrub or small tree valued for its winter fruit color, cold hardiness and tolerance for dry soils and salt spray. The bright orange fruit appears in September on female plants against silvery-green willow-like foliage. Useful in masses, borders, and highway use where salt spray is a problem.

CLUMP 4' #5 Cont. (Summer).....

TREE 6' #5 Cont.....

CLUMP 8', 10', 12', 14' B&B .....

# HYDRANGEA

## HYDRANGEA anomala subsp. petiolaris

## Climbing Hydrangea

(aka *H. petiolaris*)

**Vine Spread:** Variable **Zone:** 4



Attractive vine or groundcover with large heads of white flowers in late June. Dark glossy green foliage. Best in shade.

STK 30", 3' #2 Cont. ....

STK 4', 5' #5 Cont. ....

## anomala subsp. pet. 'Mirranda'

## Mirranda Climbing Hydrangea

(aka pet. 'Mirranda')

**Vine Spread:** Variable **Zone:** 4



A new and unique form of climbing hydrangea with variegated foliage. In spring new leaves are edged with a margin of bright yellow that eventually fades to cream edges as leaves mature. Slower growing than the species, it can be used in smaller areas and will perform best when planted away from the heat of an afternoon sun. A great choice for accent in the landscape.

STK 30", 3' #2 Cont. ....

STK 4', 5' #5 Cont. ....

## arborescens 'Annabelle'

## Annabelle Hydrangea

**Height:** 3-5' **Spread:** 3-5' **Zone:** 4



Huge white flowers (8-12") from June to September. **Flowers on new and old wood.** Selected from a **native** species. **Mophead**

15", 18", 24" #3 Cont. ....

24", 30" #5 Cont. (Summer) ....

## a. 'Haas Halo' P.P. 24783

## Haas Halo Hydrangea

**Height:** 3-5' **Spread:** 3-5' **Zone:** 3



Massive 14" pure white lace cap blooms are held upright on strong stems on an upright bushy plant with bluish green leathery foliage. Selected from a **native** species.

15", 18" #3 Cont. (Summer) ....

## a. Incrediball®

## Incrediball® Hydrangea

('Abetwo' P.P. 20571)

**Height:** 4-6' **Spread:** 4-6' **Zone:** 3



Strong, sturdy stems support the massive white flowers from June to September. Plants do not flop. Cut back in late winter or early spring. **Flowers on new and old wood.**

15", 18" #3 Cont. ....

## a. Invincibelle Limetta®

## Invincibelle Limetta® Hydrangea

('NCHA8' P.P. 30431)

**Height:** 3-4' **Spread:** 3-4' **Zone:** 3



This revolutionary new variety offers a dwarf habit with lush green flowers and strong stems. Flowers start a rich jade green maturing to greenish white and aging back to green. Continues to set flowers until frost.

15", 18" #3 Cont. ....



**HYDRANGEA – Continued**

**a. Invincibelle Mini Mauvette® Invincibelle Mini Mauvette® Hydrangea**



('NCHA7' P.P. 30358)

**Height:** 30-36" **Spread:** 30-36" **Zone:** 3



Large mophead flowers are pink highlighted by mauve and held upright on sturdy stems flowering from early summer and reblooming until fall. The dwarf habit allows it to be used in the perennial or mixed border.

SHRUB #3 Cont. (June) .....

**a. Invincibelle® Ruby Invincibelle® Ruby Smooth Hydrangea**



('NCHA3' P.P. 28317)

**Height:** 3-4' **Spread:** 3-4' **Zone:** 3



The large flowers open a deep burgundy and as they age turn shades of ruby red and silvery pink creating multicolored **mophead** blooms. Flowers are held high on strong stems. The abundant **flowers are produced on new and old wood** insuring flower even after the harshest winter. They are also reblooming continuing to produce flowers on new stems all season long. Plant in mass, for the landscape border or as a specimen.

SHRUB #3 Cont. ....

**a. ssp. radiata Silverleaf Hydrangea**

**Height:** 3-5' **Spread:** 3-5' **Zone:** 4



The silver-backed leaves are the attraction of this plant, particularly on a breezy day when the silvery underside contrasts with the green of the upper side of the leaf. Flat clusters of white flowers appear in mid-summer and **flowers on new and old wood. Native** to the southeastern U.S. **Mophead**

**LIMITED SUPPLY – VISIT ONLINE AVAILABILITY**

**macrophylla 'All Summer Beauty' All Summer Beauty Hydrangea**

**Height:** 3' **Spread:** 3' **Zone:** 5



Larger heads of blue or pink flowers all summer. **Blooms on current season's wood.** Acid soil, pH 5.0-5.5 required for blue flowers. Pink flowers pH 6.0 and above. **Mophead.**

SHRUB #3 Cont. ....

SHRUB #5 Cont. ....

**m. BloomStruck® BloomStruck® Hydrangea**



('P11HM-11' P.P. 25566)

**Height:** 3-4' **Spread:** 4-5' **Zone:** 4



It is a cross between '*The Endless Summer*' and '*Twist -n- Shout*' hydrangeas that were bred for their cold hardiness and the ability to **bloom on both old and new wood.** '*BloomStruck*' has 3½" to 5" wide **mophead**-type flower heads that are vivid deep rose to violet blue depending on the soil pH. The shrub will rebloom all summer long. It has strong red-purple stems and dark green leaves with red petioles and red veins that turn reddish purple in fall.

SHRUB #5 Cont. (June) .....

---

**Visit the Plant Lists & Lectures Tab**  
at [klynnurseries.com](http://klynnurseries.com) for a complete  
listing along with other plant suggestions.

HYDRANGEA – Continued



**m. Endless Summer®**  
 ('Bailmer' P.P. 15298)

**Endless Summer® Hydrangea**

**Height:** 3-5' **Spread:** 3-5' **Zone:** 5



A **mophead** hydrangea with the unique ability to **bloom consistently on both old and new wood**. The plant is in flower all summer long with flower heads up to 8" in diameter. Cut off spent flowers to encourage continuous bloom. Flowers can be pink or blue depending on pH.

SHRUB #5 Cont. ....

**m. 'Forever Pink'**

**Forever Pink Hydrangea**

**Height:** 2-3' **Spread:** 2-3' **Zone:** 5



Rich, clear pink flowers blanket this truly dwarf hydrangea. Flowers appear in June, turn rosy red in cool weather and foliage stays rich green until hard frost. It's globular shape makes this an excellent specimen or low hedging plant. **Mophead**.

SHRUB #3 Cont. ....



**m. Magical® Ruby Red**  
 ('KOLMARU' P.P. 25104)

**Magical® Ruby Red Hydrangea**

**Height:** 3' **Spread:** 3-4' **Zone:** 5



The reddest hydrangea to date. The glistening red color is held against dark green foliage and ages to a deeper, dusky red wine color. Repeat blooms summer to fall.

SHRUB #3 Cont. ....

**m. 'Nikko Blue'**

**Nikko Blue Hydrangea**

**Height:** 3' **Spread:** 3' **Zone:** 5



Large rounded heads of deep blue or pink flowers. Acid soil, pH 5.0-5.5 required for blue flowers. **Mophead**.

SHRUB #3 Cont. ....

**m. 'Penny Mac'**

**Penny Mac Hydrangea**

**Height:** 3-4' **Spread:** 3-4' **Zone:** 5



**Produces bloom on current season's growth** as well as old wood so is one of the best for reblooming. Flowers are a clear blue against medium green foliage. **Mophead**.

SHRUB #3 Cont. ....

**m. Star Gazer**

**Double Delights™ Star Gazer Hydrangea**

('Kompeito' P.P. 20998)

**Height:** 3-4' **Spread:** 3-5' **Zone:** 5



Forms a compact plant with crisp, dark green, glossy foliage. Large **lacecap** flowers have double blue or pink florets with white picotee edges. Plants start to **bloom on new & old wood** in June and are still forming new flowers in October!

SHRUB #3 Cont. ....

SHRUB #5 Cont. ....



**Sign up for our NEWSLETTER**

Educational information; highlighting particular plants and access to our most recent availability

SIGN UP by email, call, or fax us your information.



**HYDRANGEA – Continued**

**p. Limelight**

**Limelight Hydrangea**



('Zwijenburg' P.P. 12874)

**Height:** 6-8' **Spread:** 6-8' **Zone:** 4



A unique new Hydrangea with bright lime-green flowers in late summer. A good background shrub useful for color contrast with perennials and other summer flowering plants.

18", 24" #3 Cont. ....

**p. Little Lime®**

**Little Lime® Hydrangea**



('Jane' P.P. 22330)

**Height:** 3-5' **Spread:** 3-5' **Zone:** 4



A smaller and more compact grower than *H. p. 'Limelight'*. It sports the same great flower power but at one third to half the size. Excellent in the mixed border or foundation plantings.

15", 18" #3 Cont. (June).....

**p. 'Phantom'**

**Phantom Hydrangea**

**Height:** 6-8' **Spread:** 6-8' **Zone:** 4



Enormous mounded flower heads appear in July starting in shades of green similar to *H. p. 'Limelight'* but much larger. The color soon changes to pure white and by late summer changes to shades of pink. The largest flower heads of any hydrangea we have seen are held on strong stems making an amazing show in the garden.

30", 36" #5 Cont. ....

36", 4' #10 Cont. ....

TREE FORM #5 & #10 Cont. ....

**p. 'Pink Diamond'**

**Pink Diamond Hydrangea**

**Height:** 6-8' **Spread:** 6-8' **Zone:** 4



Huge conical pure white flowers up to 12" long and 8" wide appear in late July. By late August or early September the florets gradually develop a pink coloration which advances toward the tip deepening as it progresses until the whole flower is a deep shade of rose.

30", 36" #5 Cont. ....

36", 4' #10 Cont. ....

TREE FORM #5 Cont. ....

**p. Pinky Winky®**

**Pinky Winky® Hydrangea**



('DVP Pinky' P.P. 16166)

**Height:** 6-8' **Spread:** 5-6' **Zone:** 4



Massive white panicles open in July and with age the base florets turn pink providing a two-toned effect up to 16" in length. Flower heads are held upright on strong red stems.

18", 24" #3 Cont. ....

**p. Quick Fire®**

**Quick Fire® Hydrangea**



('Bulk' P.P. 16812)

**Height:** 6-8' **Spread:** 6-8' **Zone:** 4



A breakthrough plant that blooms more than a month earlier than other cultivars of Pee Gee Hydrangea, blooming in early June. Flowers fade to a rich pink.

18", 24" #3 Cont. ....

30", 36" #5 Cont. (Summer) .....

TREE FORM #5 Cont. ....

## HYDRANGEA – Continued

**p. 'Tardiva' Late Panicle Hydrangea**  
**Height: 6-8' Spread: 6-8' Zone: 4** ● ○

The large showy white clusters are borne upright on the plant and bloom on new wood providing a good display of flowers in August and September. The plant can be cut back to the ground in March and produce a vigorous upright shrub or be allowed to grow to a mature plant useful in the background or shrub border.

30", 36" #5 Cont. ....

36", 4' #10 Cont. (Summer) .....

TREE FORM #5 Cont. ....

**quercifolia Oakleaf Hydrangea**  
**Height: 4-8' Spread: 4-8' Zone: 5** ● ○

Flowers open pure white in June, turning pink as they mature in August. Large oak-leaf shaped foliage turns a deep red-bronze in the fall. **Native** to southeastern U.S.

18", 24", 30" #5 Cont. ....

**q. 'Applause' Applause Oakleaf Hydrangea**  
**Height: 3-4' Spread: 3-4' Zone: 5** ● ○

A compact growing plant with deeply cut leaves that turn wine-red in autumn. The compact flower heads are displayed above the foliage in mid summer. Useful as a specimen or in mass plantings.

18", 24" #5 Cont. ....

**q. 'Munchkin' Munchkin Oakleaf Hydrangea**  
**Height: 3' Spread: 4-6' Zone: 5** ● ○

The compact, dense habit is wider than tall and excellent for massing or as a low hedge. Robust blooms open white and age to pink, remaining upright even after heavy rain. Foliage turns brilliant mahogany in fall. U.S. National Arboretum introduction. Selected from a **native** species.

15", 18" #3 Cont. (Summer) .....

**q. 'Pee Wee' Pee Wee Oakleaf Hydrangea**  
**Height: 3-4' Spread: 3-4' Zone: 5** ● ○

'Pee Wee' has upright sweeping branches and a rounded habit fitting landscapes where the species would be too large. The flowers and leaves are smaller than the species matching the compact habit of the plants. Fall foliage turns shades of bronze, maroon and purple in autumn.

15" #3 Cont. (Summer) .....

18" #3 & #5 Cont. ....

**q. 'Queen of Hearts' Queen of Hearts Oakleaf Hydrangea**  
**Height: 4-8' Spread: 4-8' Zone: 5** ● ○

Showy 9" long flower heads appear in early summer later than most oak leaf and are held upright above the foliage. Flowers open white then slowly age to deep pink. Dark green summer foliage turns mahogany red in fall.

15", 18" #3 Cont. ....

18", 24" #5 Cont. ....

**HYDRANGEA – Continued**

**q. 'Ruby Slipper' Ruby Slipper Oakleaf Hydrangea**

**Height:** 3-4' **Spread:** 4-5' **Zone:** 5  

Developed by the U.S. National Arboretum, this compact growing oakleaf hydrangea has large 9" flowers that emerge pure white then quickly change to shades of pink as the season progresses. Large oakleaf-shaped leaves turn from deep green to mahogany red in autumn.

18", 24" #5 Cont. (July) .....



**q. 'Sikes Dwarf' Sikes Dwarf Oakleaf Hydrangea**

**Height:** 3-4' **Spread:** 3' **Zone:** 5  

A dwarf selection with handsome, closely spaced foliage and numerous white flower heads. Great for small gardens. Selected from a **native** species.

18", 24" #5 Cont. ....


**q. 'Snowflake' Snowflake Oakleaf Hydrangea**

**Height:** 4-8' **Spread:** 4-8' **Zone:** 5  

Huge double 12-15" white panicles start upright but eventually lean outward and downward from the plant due to their weight. In late summer the flowers age gracefully to shades of parchment and white, which create a second season of flower value. Foliage turns maroon to red in fall. Selected from a **native** species.

**LIMITED SUPPLY – VISIT ONLINE AVAILABILITY**


**q. 'Snow Queen' Snow Queen Oakleaf Hydrangea**

**Height:** 4-7' **Spread:** 4-7' **Zone:** 5  

Large tightly packed, pure white panicles are held upright to create a unique summer flower display. The flowers fade to light pink and the leathery leaves turn a superb autumn color. Selected from a **native** species.

18", 24", 30" #5 Cont.....

**serrata 'Blue Billow' Blue Billow Hydrangea**

**Height:** 2-3' **Spread:** 3' **Zone:** 5  

Bud hardy form of Blue **Lacecap** Hydrangea, ideal for use in light shade. Collected by Dr. Richard Lighty from an island off Korea.

SHRUB #3 Cont. ....

**s. Let's Dance® CanCan™ Let's Dance® CanCan™ Hydrangea**

**Height:** 3-4' **Spread:** 3-4' **Zone:** 5  

The lacecap flowers are made up of abundant, semi-double pink florets that create a non-stop show of bright silvery pink to violet from early summer until frost depending on soil pH.

SHRUB #3 Cont. (June) .....



**s. 'Spreading Beauty' Spreading Beauty Hydrangea**

**Height:** 2' **Spread:** 3' **Zone:** 5  

This hydrangea can actually be used as a ground cover or for massing with clean dark green foliage all summer. **Lacecap** flowers of pink or blue depending on pH appear in June and cover the plant for several weeks.

**SOLD OUT**

**HYPERICUM androsaemum 'Albury Purple'**

**Albury Purple St. Johnswort**

**Height:** 18-30" **Spread:** 3' **Zone:** 5-6



Rich velvety purple leaf tips, yellow flowers and attractive dark red fruit make this an effective candidate for mass plantings. Treat as a herbaceous perennial and give adequate mulch in winter especially in areas with little snow cover. Cut back to ground in spring.

12", 15", 18" #3 Cont. (Summer) .....

**calycinum**

**Aaronsbeard St. Johnswort**

**Height:** 8-12" **Spread:** 18-24" **Zone:** 5



Excellent semi-evergreen groundcover with 2" yellow flowers from July through September.

6"#1 Cont. ....

**frondosum 'Sunburst'**

**Sunburst St. Johnswort**

**Height:** 2-3' **Spread:** 3-4' **Zone:** 5



We grow the Midwest Strain of 'Sunburst', which has proven to be a superior performer throughout the Midwest. The handsome blue-green foliage, large bright yellow blossoms and reddish-brown seed heads create interest all season. It withstands drought, wind and extreme cold and heavy soils. Prefers full sun. Use as border plant, hedge or groundcover. Deer resistant. Selected from species **native** to South Central U.S..

12", 15", 18" #3 Cont.....

**kalmianum**

**Kalm's St. Johnswort**

**Height:** 3' **Spread:** 3' **Zone:** 4



Showy bright yellow 1-2" flowers on new wood in summer produced against shiny bluish-green foliage. Trouble free shrub for the low foundation or border. Tolerant of dry soils. Sun. **Native.**

12", 15", 18" #3 Cont.....

**patulum 'Hidcote'**

**Hidcote St. Johnswort**

**Height:** 2-3' **Spread:** 2-3' **Zone:** 5



Semi-evergreen ground cover or border plant. Profuse 2½-3" flowers in June with sporadic flowering into fall. Full sun or partial shade, adaptable to most soil conditions. Useful in the shrub border, in grouping or mass plantings.

6" #1 Cont. ....

## HOLLY

To insure viability of field grown **Ilex and Mahonia**  
we recommend waiting until May to dig.

**ILEX crenata 'Black Beauty'**

**Black Beauty Japanese Holly**

**Height:** 3-4' **Spread:** 4-5' **Zone:** 5



A compact growing intermediate sized holly with rounded form. The foliage is a dark lustrous green that glistens in sunlight. A Girard hybrid useful for massing, as a foundation plant or hedges. Sun or partial shade.

18", 24", 36", 4' B&B .....

**ILEX – Continued**

**c. ‘Great Lakes’** **Great Lakes Japanese Holly**  
**Height:** 2’ **Spread:** 4-5’ **Zone:** 5 ● ○

A low broadly spreading Girard hybrid with somewhat elongated medium green foliage and horizontal branch structure. The structure and texture of this plant make it ideal for massing and contrast. Sun or partial shade.

18", 24", 36" B&B .....

**c. ‘Green Lustre’** **Green Lustre Japanese Holly**  
**Height:** 3-4’ **Spread:** 4-5’ **Zone:** 5 ● ○

One of the most popular Japanese Hollies. The foliage is flat, lustrous dark green, on a plant that grows wider than tall. Good for hedging and foundation planting. Sun or partial shade.

**LIMITED SUPPLY – VISIT ONLINE AVAILABILITY**

**glabra ‘Densa’** **Densa Compact Inkberry**  
**Height:** 3-4’ **Spread:** 4-5’ **Zone:** 4 ● ○

Develops an oval-rounded uniform outline with upright branches. The leathery dark green leaves compliment the compact form. Useful for foundation, hedges, masses and as an accent plant. Adaptable to moist, acid soils in sun or shade. Selected from a **native** species.

15", 18" #5 Cont. ....

**g. ‘Shamrock’** **Shamrock Inkberry**  
**Height:** 3-4’ **Spread:** 3’ **Zone:** 4 ● ○

Compact form of Inkberry with slightly smaller, flat, lustrous dark green foliage. Good for hedges, masses and as an accent plant. Prefers moist, acid soils, sun or shade. Selected from a **native** species.

15", 18" #5 Cont. ....

**x m. ‘Blue Prince’** **Blue Prince Holly**  
**Height:** 10-12’ **Spread:** 8’ **Zone:** 5 ○ ●

Good pollinator for all Meserve Hybrids. Continuous summer bloom. Dark shiny foliage.

15", 18" #3 Cont. ....

24", 30" #5 Cont. ....

36" #10 Cont. ....

**x m. ‘Blue Princess’** **Blue Princess Holly**  
**Height:** 10-12’ **Spread:** 9’ **Zone:** 5 ○ ●

Vigorous, wide upright Holly. Glossy, dense foliage and heavy berry set.

15", 18" #3 Cont. ....

**x m. Blue Stallion®** **Blue Stallion® Holly**  
**(‘Mesan’)**

**Height:** 12-16’ **Spread:** 10-12’ **Zone:** 5 ○ ●

Dense growing and is one of the most vigorous of the Blue Hollies. The snag-free foliage makes it a good selection for walks and borders. Pollinates Meserve hybrids.

18", 24" #3 Cont. ....

30" #5 Cont. ....

**ILEX – Continued**

**x m. 'Centennial Girl' P.P. 10750** **Centennial Girl Holly**  
**Height:** 10-12' **Spread:** 8' **Zone:** 5 ○ ●

A natural pyramidal form with deep green foliage and a heavy berry set of bright red fruit that will last until spring. Useful as hedge, screen or specimen. Use Blue Holly males for pollinator.

**LIMITED SUPPLY – VISIT ONLINE AVAILABILITY**

**x China Boy®** **China Boy® Holly**  
**('Mesdob')**

**Height:** 8-10' **Spread:** 8' **Zone:** 5 ○ ●

Remarkably hardy, winter tolerant broadleaf evergreen. Vigorous grower, takes shearing well.

- 15", 18" #3 Cont. ....
- 24", 30" #5 Cont. ....
- 36" #10 Cont.....

**x China Girl®** **China Girl® Holly**  
**('Mesog')**

**Height:** 8-10' **Spread:** 10' **Zone:** 5 ○ ●

Rich dark glossy green leaves on a compact plant. Probably the best fruiter of all the hollies. Shears well. Can be used as specimens, hedges or in group plantings.

- 15", 18" #3 Cont. ....
- 24", 30" #5 Cont. ....

**opaca Female** **American Holly**  
**Height:** 15-30' **Spread:** 10-12' **Zone:** 5 ● ○

An excellent evergreen form with large dark green leaves, deeply spined. Has lustrous, persistent red fruit. Does best in moist, but well drained partially shaded location. **Native.**

- 36", 4' #5 Cont.....

**opaca Male** **American Holly**  
**Height:** 15-30' **Spread:** 10-12' **Zone:** 5 ● ○

American Holly pollinator for *I. opaca* female. One male for every 2-3 females is recommended. **Native.**

- 36", 4' #5 Cont.....

**DECIDUOUS HOLLY**

**serrata x verticillata 'Sparkleberry'** **Sparkleberry Winterberry**  
**Height:** 8-10' **Spread:** 6-8' **Zone:** 5 ○ ●

Distinctly upright and multi-stemmed form. Noted for its profusion of bright red fruit. New foliage is reddish-purple in color, and turns golden-yellow in fall, making a lovely contrast for the persistent winter fruit. *I.v. 'Appollo'* and *I.v. 'Southern Gentleman'* pollinate.

- 18", 24", 30" #3 Cont.....
- 30", 36" #5 Cont. ....
- 30", 36" B&B.....

**ILEX – Continued**

**verticillata**

**Winterberry or Michigan Holly**

**Height:** 6-8' **Spread:** 6-8' **Zone:** 4



Deciduous holly with bright red persistent fruits unless eaten by the birds. **Native** to swampy places but does well in light to medium moist loam. Excellent for mass effect, shrub borders, water's edge, and wet soils. Both sexes needed for pollination. Sun or partial shade.

24", 30", 36" B&B .....

**v. 'Afterglow'**

**Afterglow Winterberry**

**Height:** 6' **Spread:** 6' **Zone:** 4



Compact female selection with small glossy leaves and large orange-red fruit. Needs *I.v. 'Jim Dandy'* or *I.v. 'Raritan Chief'* for pollinator. Mounded form. Selected from a **native** species.

18", 24" #3 Cont. ....

30" #5 Cont. (Summer) .....

**v. 'Cacapon'**

**Cacapon Winterberry**

**Height:** 6' **Spread:** 6' **Zone:** 4



Similar to *'I.v. Afterglow'*, but more upright. Abundant true red fruits. Glossy dark green crinkled leaves. *I.v. 'Jim Dandy'* or *I.v. 'Raritan Chief'* pollinates. Selected from a **native** species.

18", 24" #3 Cont. ....

30", 36" #5 Cont. ....

30", 36", 4' B&B.....

**v. 'Chrysocarpa'**

**Yellow Winterberry**

**Height:** 6-9' **Spread:** 6-9' **Zone:** 4



The abundant yellow fruits are a bright highlight to a dreary autumn day when they seem to glow in the landscape. Use for accent or mix with other cultivars for contrast. Use *I.v. 'Southern Gentleman'* or *I.v. 'Apollo'* for pollinator. Selected from a **native** species.

18", 24", 30" #3 Cont. ....

36", 4' #5 Cont.....

**v. 'Maryland Beauty'**

**Maryland Beauty Winterberry**

**Height:** 5' **Spread:** 7' **Zone:** 4



Masses of berries are produced up and down the stem and color up early to a bright red on a compact plant. The plant was originally selected for cut sprays for the holiday floral market. Use *I.v. Southern Gentleman* or *I.v. 'Apollo'* for pollinator. Selected from a **native** species.

18", 24", 30" #3 Cont. ....

30", 36" #5 Cont. ....

30", 36" B&B.....

---

**NATIVE PLANTS**.....We offer a broad line of **native** species.

**Native** has been bold faced in the plant description. Visit the Plant Lists & Lectures tab at [Klynnurseries.com](http://Klynnurseries.com) for a complete listing of this and other planting suggestions.

**ILEX – Continued**

**v. 'Red Sprite' Red Sprite Winterberry**  
**Height: 2-4' Spread: 3-5' Zone: 4** ○ ●

Most dwarf of the Winterberries with large 1/2" bright red fruits in abundance. Slow growing, broader than tall. Use *I.v. 'Jim Dandy'* or *I.v. 'Raritan Chief'* for pollination. Selected from a **native** species.

12", 15", 18", 24" #3 Cont. ....  
 18", 24" B&B.....

**v. 'Shaver' Shaver Winterberry**  
**Height: 4-6' Spread: 3-5' Zone: 4** ○ ●

An excellent large orange-red fruiting form with an upright compact growth habit and glossy leaves. Perhaps largest fruits of all selections. Use *I.v. 'Jim Dandy'*, *I.v. 'Southern Gentleman'* or *I.v. 'Apollo'* as pollinator. Selected from a **native** species.

15", 18", 24" #3 Cont. ....  
 30" #5 Cont. ....  
 30", 36" B&B.....

**v. 'Shortcake' Shortcake Winterberry**  
**Height: 4' Spread: 4' Zone: 4** ○ ●

This plant has a rounded form and finer texture than Red Sprite. The large red berries last well into late fall and early winter. Use *'Jim Dandy'* or *'Raritan Chief'* for pollinators.

15", 18", 24" #3 Cont. ....  
 30", 36" #5 Cont. ....

**v. 'Stoplight' Stoplight Winterberry**  
**Height: 8' Spread: 6' Zone: 4** ○ ●

Large, glossy, dark red fruit to 1/2" color early against a background of dark green foliage. Use *I.v. 'Jim Dandy'* as pollinator. Selected from a **native** species.

15", 18", 24" #3 Cont. ....  
 30", 36" #5 Cont. ....  
 24", 30", 36" B&B.....

**v. 'Winter Gold' Winter Gold Winterberry**  
**Height: 6-9' Spread: 6-8' Zone: 4** ○ ●

Multi-stemmed, lustrous green leaves are accompanied by pinkish-orange fruit borne singly on a pedicel or three together. Use *I.v. 'Southern Gentleman'* or *I.v. 'Apollo'* as pollinator. Selected from a **native** species.

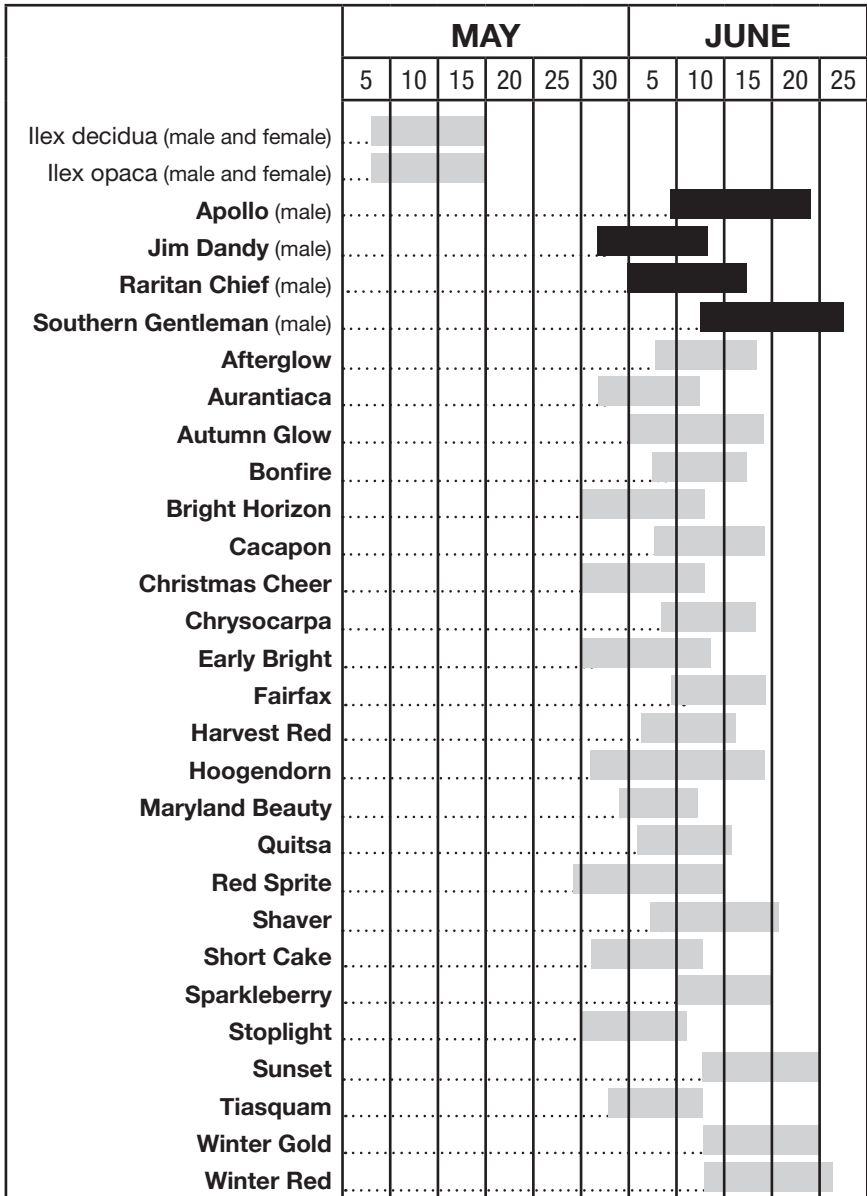
18", 24", 30" #3 Cont. ....  
 30", 36" #5 Cont. ....  
 30", 36" B&B.....

**v. 'Winter Red' Winter Red Winterberry**  
**Height: 6-9' Spread: 6-8' Zone: 4** ○ ●

Abundant large bright red fruit persisting into winter. Superior contrast against snow. Dark glossy green foliage on upright plant turns bronze in fall. Excellent for mass effect, shrub borders and wet areas. Sun or shade. Use *I.v. 'Southern Gentleman'* or *I.v. 'Apollo'* for pollinator. Selected from a **native** species.

18", 24", 30" #3 Cont. ....  
 30", 36" #5 Cont. ....  
 30", 36" B&B.....

# Average Blooming Times of Deciduous Hollies in Vincennes, Indiana



**NOTE:** Exact blooming dates will vary from year to year, but the relative blooming times between males and females should be consistent.

This chart is reproduced with the permission of Tom Simpson and the Simpson Nursery Company. The dates of bloom are not relative to all areas, but the timing of cultivars with reference to each other gives us an excellent guideline to match the proper male to the proper female, and has proven consistent with observations from other regions of the country.

**ILEX – Continued**

**DECIDUOUS MALE POLLINATORS**

**serrata x verticillata ‘Apollo’** **Apollo Winterberry**  
**Height:** 6-9' **Spread:** 6-9' **Zone:** 5 ○ ●  
 Selected by U.S. National Arboretum to accompany *I.v.* ‘Sparkleberry’. It also pollinates later flowering varieties. A good consistent producer of abundant pollen. Selected from a **native** species.  
 15", 18" #3 Cont. ....

**s. x v. ‘Raritan Chief’** **Raritan Chief Winterberry**  
**Height:** 6-9' **Spread:** 8-10' **Zone:** 5 ○ ●  
 Low, dense spreading habit and a lengthy flowering period makes it a good pollinator choice for most of the winterberries. Selected from a **native** species.  
 15", 18", 24" #3 Cont. ....  
 30" #5 Cont. (Summer) .....  
 30" B&B .....

**v. ‘Jim Dandy’** **Jim Dandy Winterberry**  
**Height:** 4-6' **Spread:** 4-5' **Zone:** 4 ○ ●  
 Formerly called ‘Dwarf Male’. Male selection used to pollinate *I.v.* ‘Afterglow’. Dark green foliage, compact habit. Selected from a **native** species.  
 15", 18", 24" #3 Cont. ....  
 24", 30" #5 Cont. ....  
 30" B&B .....

**v. ‘Southern Gentleman’** **Southern Gentleman Winterberry**  
**Height:** 6-9' **Spread:** 6-8' **Zone:** 4 ○ ●  
 Dark green foliage on an upright form. This male was originally selected by Bob Simpson to be the pollinator for *I.* ‘Winter Red’. It can also be used to pollinate other mid to late season clones. Selected from a **native** species.  
 18", 24", 30" #3 Cont. ....  
 30", 36" #5 Cont. ....  
 30", 36", 4' B&B .....

**INDIGOFERA heterantha** **Himalayan Indigo**  
**Height:** 3-5' **Spread:** 3-5' **Zone:** 5 ○  
 Rosy purple flowers appear from mid summer to fall, displayed against a background of elegant compound fine textured foliage. Combine with perennials or in the sunny shrub border similar to *Lespedeza*. As a legume it works well on hot sunny poor soils as it has the ability to fix nitrogen.  
 SHRUB #3 Cont. ....

**kirilowii** **Kirilow Indigo**  
**Height:** 2-3' **Spread:** 3-4' **Zone:** 5 ○  
 Rose colored spikes of flowers appear in June and July and are produced on current years wood allowing for cutting to the ground in late winter to rejuvenate and refresh the plant. The bright green foliage and low, dense suckering habit make it useful for massing or as a groundcover. Adaptable to a wide range of soils, but works well in poor soil due to the ability to fix nitrogen. Brought to our attention by Steve Foltz of the Cincinnati Zoo and Botanical Garden.  
 SHRUB #3 Cont. ....

**ITEA virginica**

**Height:** 3-5' **Spread:** 5-8' **Zone:** 5

Fragrant white flower spikes appear in late June. Plant has erect stems that form a rounded plant. Fall color is scarlet and crimson in sun or yellow in shade. Good naturalization plant for moist or wet areas of the garden. **Native** to eastern U.S. Sun or shade.

**Virginia Sweetspire**



**v. 'Henry's Garnet'**

**Height:** 3-4' **Spread:** 4-5' **Zone:** 5

This cultivar is more compact with flower racemes larger than the species in late June. The dark green leathery foliage turns a dark maroon and holds good color late into fall. Tolerates moist soils. Useful as specimen or for massing. Selected from an eastern **native**.

**Henry's Garnet Sweetspire**



**v. Little Henry®**

**('Sprich' P.P. 10988)**

**Height:** 2-3' **Spread:** 3' **Zone:** 5

Sweetly scented, pure white flowers shower the plant in early summer. The low mounded, compact stature is perfectly suited for massing large banks, beds and borders. Brilliant red-purple fall color creates a wonderful seasonal show. Selected from an eastern **native**.

**Little Henry® Dwarf Sweetspire**



**v. 'Merlot'**

**Height:** 2-3' **Spread:** 3' **Zone:** 5

The compact mounding form fits well into small landscapes. Fragrant white panicles of flowers appear in mid June followed by striking orange-red fall foliage that lasts up to 2 months. Perfect for massing near the front of the border. Selected from an eastern **native**.

**Merlot Sweetspire**



**ALL VARIETIES NOT AVAILABLE IN ALL SIZES**

15", 18", 24" #3 Cont.....

**JUGLANS cinerea**

**Height:** 40-60' **Spread:** 30-50' **Zone:** 3

The tree is round topped and somewhat open with stout stiff branches and long compound leaves. Produces large tasty nuts with age. Prefers moist, rich, deep soils but adapts to drier conditions and a wide range of pH. **Native**.  
6' #5 Cont. ....

**Butternut**



**nigra**

**Height:** 50-75' **Spread:** 50-60' **Zone:** 4

Forms a massive upright spreading tree with open habit for large areas and parks producing large hard shelled nuts in abundance. Good tree for larger sites and open spaces preferring deep well drained soils but adaptable to almost any site. Note that roots of black walnut contain juglone and are toxic to many plants. **Native**.  
6' #5 Cont. (June) .....

**Black Walnut**



**Visit the Plant Lists & Lectures Tab**  
at [klynnurseries.com](http://klynnurseries.com) for a complete  
listing along with other plant suggestions.

# JUNIPER

**JUNIPERUS chinensis 'Blue Point'** **Blue Point Juniper**

**Height:** 10-14' **Spread:** 4-5' **Zone:** 4 ○

Densely branched, broad pyramid form with glowing blue-green foliage. Maintains natural form well with practically no pruning. Good choice for privacy borders, wind screens, as well as accent and group plantings.

24", 30" #3 Cont. ....

**ch. 'Hetzii Columnaris'** **Green Columnar Juniper**

**Height:** 15' **Spread:** 5-6' **Zone:** 4 ○

A fast growing juniper with upright pyramidal form. Bright green foliage. Good hedge or screen plant. **Also known as Fairview Juniper.**

5', 6' B&B .....

**ch. 'Hetzii Glauca'** **Hetz Blue Juniper**

**Height:** 5-7' **Spread:** 6-8' **Zone:** 4 ○

Light blue, fast growing, semi-erect spreader useful for background or screen.

24", 30", 36" B&B .....

**ch. 'Hooks'** **Hooks Juniper**

**Height:** 12-15' **Spread:** 3' **Zone:** 4 ○

A tight pyramidal juniper with green foliage requiring minimal pruning.

4', 5' B&B .....

**ch. 'Kallay's Compact'** **Kallay's Compact Pfitzer**

**Height:** 2-3' **Spread:** 6' **Zone:** 4 ○

Outstanding compact, flat-topped form with dense, horizontal branches and deep green foliage. Good for massing.

12", 15", 18" #3 Cont.....

24" #5 Cont. (Summer) .....

24", 30", 36" B&B .....

**ch. 'Keteleeri'** **Keteleeri Juniper**

**Height:** 15-20' **Spread:** 4-6' **Zone:** 4 ○

Light green foliage. Wide and conical shape.

5', 6' B&B.....

**ch. 'Old Gold'** **Old Gold Juniper**

**Height:** 3' **Spread:** 6' **Zone:** 4 ○

Graceful, compact spreading form with golden-yellow new growth.

12", 15", 18" #3 Cont.....

18", 24" B&B .....

**ch. var. sargentii 'Viridis'** **Green Sargent Juniper**

**Height:** 12-18" **Spread:** 6' **Zone:** 4 ○

Green form holds color all year. Good ground cover. Resistant to juniper blight.

12", 15", 18" #3 Cont.....

**JUNIPERUS – Continued**

**ch. 'Saybrook Gold' Saybrook Gold Juniper**

**Height:** 30" **Spread:** 4-6' **Zone:** 4 ○

The brightest gold of all junipers, holds its color all year. Excellent for foundation or mass planting.

12", 15", 18" #3 Cont.....

18", 24" B&B.....

**ch. 'Sea Green' Sea Green Juniper**

**Height:** 4' **Spread:** 4-5' **Zone:** 4 ○

Holds mint green foliage even through winter season. Quick growing and neat mid-size juniper.

12", 15", 18" #3 Cont. ....

24" #5 Cont. (Summer).....

18", 24", 30" B&B .....

**ch. 'Shimpaku' Shimpaku Juniper**

**Height:** 4-6' **Spread:** 5-6' **Zone:** 4 ○

This sturdy vase shaped plant with congested dark green foliage and stiff branches makes an excellent accent plant. Often used for bonsai or as a garden specimen.

12", 15" #3 Cont. (Summer).....

**ch. 'Spartan' Spartan Juniper**

**Height:** 15' **Spread:** 4-5' **Zone:** 5 ○

Rapid grower with a densely branched, tall pyramidal form having rich green needle-like foliage.

4', 5', 6' B&B .....

**communis 'Effusa' Effusa Juniper**

**Height:** 12-15" **Spread:** 4-6' **Zone:** 3 ○◐

A wide-spreading, low ground cover with rich green color and silvery highlights on reddish-brown stems. An excellent dwarf carpeting conifer that prefers sun, but is **adaptable to partial shade** situations.

12", 15", 18" #3 Cont.....

**comm. 'Pencil Point' Pencil Point Juniper**

**Height:** 5-6' **Spread:** 10" **Zone:** 3 ○

A slow growing, very narrow 10" wide plant. The green needles have silvery bands that give the plant an overall silvery appearance. The narrow spire form is useful as a focal point in the garden.

18", 24", 30" #3 Cont.....

**conferta 'Blue Pacific' Blue Pacific Juniper**

**Height:** 12" **Spread:** 6' **Zone:** 5 ○

Vigorous prostrate plant with dense bluish-green foliage. Salt tolerant.

12", 15", 18" #3 Cont.....

Our upright **JUNIPERS** are pruned for a central leader to better handle snow loads.

**JUNIPERUS – Continued**

**horizontalis ‘Blue Chip’ Blue Chip Juniper**

**Height:** 8-10" **Spread:** 4-6' **Zone:** 4 ○

Excellent silvery-blue foliage, compact form and good vigor make this one of the best low growing junipers.

12", 15" #3 Cont. ....

**h. ‘Golden Carpet’ Golden Carpet Juniper**

**Height:** 4-6" **Spread:** 5' **Zone:** 3 ○

Bright golden foliage does not burn in full sun creating a low growing ground cover for sunny locations.

9", 12" #3 Cont. (Summer).....

**h. ‘Pancake’ Pancake Juniper**

**Height:** 2-4" **Spread:** 2-6' **Zone:** 4 ○

Just 2-4 inches high and spreading several feet in time, this is a fine groundcover but also excels at spilling over a wall or container. Excellent choice for a small rock garden or other area where space is limited and soil is dry. Subtle russet tones in winter.

12", 15" #3 Cont. ....

**h. ‘Wiltoni’ Blue Rug Juniper**

**Height:** 4-6" **Spread:** 6' **Zone:** 4 ○

Excellent silvery blue foliage forms a perfect mat. Excellent as a ground cover.

12", 15", 18" #3 Cont.....

**x media ‘Daub’s Frosted’ Daub’s Frosted Juniper**

**(aka x pfitzeriana)**

**Height:** 18-24" **Spread:** 4' **Zone:** 4 ○

Sparkling golden frosted juvenile foliage spreads horizontally. Makes an excellent groundcover or plant for massing in a sunny location. Combines well with dwarf forms of Blue Spruce for color contrast.

12", 15" #3 Cont. (Summer).....

**procumbens ‘Greenmound’ Greenmound Juniper**

**Height:** 4-6" **Spread:** 6' **Zone:** 5 ○

Cushion-like form covered by dense bluish-green foliage. Tighter and more dense than *J. procumbens ‘Nana’*.

12", 15", 18" #3 Cont.....

**sabina ‘Buffalo’ Buffalo Juniper**

**Height:** 12-18" **Spread:** 6' **Zone:** 4 ○

The low spreading habit and the bright green, feathery foliage makes this juniper an excellent choice as a ground cover and for massing. Holds color through the winter.

12", 15" #3 Cont. ....

---

All sizes listed are current or forecasted to be available. Because plants are always growing, growing at different rates and are always being sold, not all sizes are available at all times.

**JUNIPERUS – Continued**

**s. Calgary Carpet®** **Calgary Carpet® Juniper**  
 ('Monna')

**Height:** 5-10" **Spread:** 5-6' **Zone:** 3 ○

Low growing, soft lacy green juniper forms a dense carpet.

**LIMITED SUPPLY – VISIT ONLINE AVAILABILITY**

**s. Moor-dense®** **Moor-dense® Juniper**  
 ('Monard')

**Height:** 6-12" **Spread:** 5-6' **Zone:** 3 ○

Low spreading, mounded habit with dusty green foliage and soft texture useful as a groundcover or massing.

12", 15" #3 Cont. ....

18", 24" #5 Cont. ....



**scopulorum 'Blue Arrow'** **Blue Arrow Juniper**

**Height:** 15' **Spread:** 1½-2' **Zone:** 5 ○

Blue Arrow is an even narrower plant than Skyrocket Juniper with steel blue foliage and a compact, narrow form. Useful for its spire-like form and a cold hardy alternative to blue Italian cypress.

4', 5', 6' B&B (Summer) .....

**sc. 'Moonglow'** **Moonglow Juniper**

**Height:** 20' **Spread:** 3-5' **Zone:** 3 ○

Bright silvery-blue foliage and dense compact branch habit. Broad pyramidal form.

4', 5', 6' B&B (Summer) .....

**sc. 'Skyrocket'** **Skyrocket Juniper**

**Height:** 15' **Spread:** 1½-2' **Zone:** 3 ○

Very narrow, tightly branched upright juniper with silver-blue foliage all year. Its narrow habit is very useful for accenting a flat, horizontal garden situation.

4', 5', 6' B&B (Summer) .....

**sc. 'Wichita Blue'** **Wichita Blue Juniper**

**Height:** 15-18' **Spread:** 5-7' **Zone:** 3 ○

Bright blue foliage is maintained year round on this compact pyramidal grower. Effective for screen or specimen planting.

4', 5' B&B (Summer) .....

**squamata 'Blue Star'** **Blue Star Juniper**

**Height:** 2' **Spread:** 4' **Zone:** 4 ○

Slow growing, low rounded plant with silver-blue foliage. Very showy.

12", 15" #3 Cont. ....

**STD 30" HT 24", 30" HD B&B** .....

**sq. 'Holger'** **Holger Juniper**


**Height:** 2-3' **Spread:** 3-4' **Zone:** 4 ○

The new growth on this broad spreading juniper emerges sulfur-yellow from older blue foliage. An interesting contrast of color for the shrub border.


12", 15" #3 Cont. ....

**JUNIPERUS – Continued**


**virginiana Eastern Red Cedar**

**Height:** 25-35' **Spread:** 8-12' **Zone:** 5-6   
 Eastern Red Cedar is the most widely distributed eastern U.S. **native** conifer. These trees are produced from seed to provide diversity in a **native** planting. Plants have an upright pyramidal habit with foliage ranging from green to blue. Seed is known to be eaten by over 50 species of birds.  
 4', 5' B&B .....

**v. 'Burkii' Burk Juniper**

**Height:** 10-15' **Spread:** 6-8' **Zone:** 5   
 Broad pyramid with dense, steel-blue foliage. Good for hedge or screen. Selected from a **native**.  
 5', 6' B&B (Summer) .....


**v. Emerald Sentinel® ('Corcorcor') Emerald Sentinel® Juniper**

**Height:** 15-20' **Spread:** 3-5' **Zone:** 3   
 Good pyramidal columnar form with dark green foliage and bluish highlights. Produces an abundance of blue fruit for winter effect on mature plants. Useful for hedge, screen or as a specimen. Selected from a **native**.  
 5', 6' B&B.....




**v. 'Grey Owl' Grey Owl Juniper**

**Height:** 3' **Spread:** 6-8' **Zone:** 4   
 Similar to Pfitzer in habit with soft silvery-gray foliage. Sets abundant fruit.  
 12", 15", 18" #3 Cont.....  
 24", 30" B&B.....




**KALOPANAX pictus var. maximowiczii Castor-aralia**  
**(aka Kalopanax septemlobus var. maximowiczii)**

**Height:** 25-40' **Spread:** 25-40' **Zone:** 4   
 The tropical effect of the tree is made even more effective by the large deeply cut palmate leaves that are borne in stark contrast with the coarse texture and thorny stems.  
 4', 5' #5 Cont. ....  
 5', 6', 8' B&B.....

**KERRIA japonica 'Golden Guinea' Golden Guinea Kerria**

**Height:** 3-5' **Spread:** 3-5' **Zone:** 5     
 Larger golden single flowers than the species with longer flowering cycle. Bright green stems, especially attractive in winter. Tolerates shade well.  
 18", 24", 30" #3 Cont. ....

**j. 'Pleniflora' Double Kerria**

**Height:** 4-5' **Spread:** 6-8' **Zone:** 5     
 Golden-yellow, double ball-shaped flowers bloom in April and May. Bushy plant with bright green stems, especially attractive in winter.  
 18", 24" #3 Cont. (Summer) .....

**KOELREUTERIA paniculata** **Golden Rain Tree**

**Height:** 30-40' **Spread:** 25-30' **Zone:** 5 ○

Bright yellow flowers borne in July. Does well under a wide range of conditions including drought and heat.

6' #5 Cont. ....

1¾", 2" B&B.....

**p. 'Fastigiata'** **Columnar Golden Rain Tree**

**Height:** 25-30' **Spread:** 6-8' **Zone:** 5 ○

A tight columnar form with dark green foliage originally raised at Kew Gardens. Though a shy bloomer, the tree has a stately appearance in the landscape where a narrow columnar form is needed.

2½" #20 Cont.....

**p. 'September'** **September Golden Rain Tree**

**Height:** 25-30' **Spread:** 20-25' **Zone:** 5 ○

Clusters of yellow flowers appear in late August or September, 4 to 6 weeks later than the species.

6' #5 Cont. ....

1¼" #10 Cont. ....

**KOLKWITZIA amabilis 'Pink Cloud'** **Pink Cloud Beauty Bush**

**Height:** 6-10' **Spread:** 5-8' **Zone:** 4 ○

Pink flowers cover the entire plant in mid spring. The upright arching branches create a fountain effect. Can become a large specimen or useful toward the rear of the shrub border. Cutting older stems to ground in late March will keep the plant in bounds and attractive.

18", 24" #3 Cont. ....

**LARIX x eurolepis 'Varied Directions'** **Varied Directions Larch**

**Height:** 5-10' **Spread:** 15' **Zone:** 3 ○

Robust twigs propel the branches up and out from this vigorous, spreading plant. Branches eventually arch down and cover the ground. Great conversation plant for an area that will allow it to take its naturally wide shape.

5' #5 Cont. ....

**STD** 36" HT 24", 30" HD #5 Cont.....



**kaempferi** **Japanese Larch**

**Height:** 50-60' **Spread:** 20-25' **Zone:** 4 ○

Fast growing deciduous conifer with open branch habit and soft texture. Bright green needles turn golden in autumn. Useful as specimen in massing or naturalizing.

6' #5 Cont. ....

8' #10 Cont. ....

8', 9' B&B.....

**k. 'Diana'** **Diana Larch**

**Height:** 10' **Spread:** 10' **Zone:** 3 ○

Not only do the branches curl and contort, similar to the contorted filbert, but the green needles are also twisted, giving this plant even more character. Becomes a broad-upright plant with soft green deciduous needles.

6' #5 Cont. ....

**LARIX – Continued**

**k. ‘Pendula’ Weeping Japanese Larch**

**Height:** Variable **Spread:** Variable **Zone:** 4 ○  
Weeping soft bluish-green foliage turns gold in autumn. Grafted standards make beautiful landscape specimens.  
**STD** 36" HT 24", 30" HD #5 Cont.....

**laricina American Larch**

**Height:** 50-70' **Spread:** 20-30' **Zone:** 2 ○  
A deciduous conifer with short, soft needles that turn golden yellow before dropping. Use in groves or as a background plant. Tolerant of moist soil. **Native.**  
6' #5 Cont. ....  
6', 7', 8', 9', 10', 12' B&B .....

**LEPTODERMIS oblonga Chinese Leptodermis**

**Height:** 12-18" **Spread:** 2' **Zone:** 5 ○  
This charming, little known dwarf and versatile Chinese shrub is a real blooming machine. In spring, it resembles a miniature lilac as the low-mounded plant is covered with small, strongly fragrant lilac-like blossoms. Initial blooms last from 4-6 weeks and are followed intermittently throughout summer by blooms produced on new growth. Prefers sunny locations.  
SHRUB #3 Cont. ....

**LESPEDEZA thunbergii ‘Gempei’ Gempei Bushclover**

**Height:** 2-3' **Spread:** 3-4' **Zone:** 5 ○ ●  
The plant has a weeping to mounded habit with showy pink and white flowers in late summer. Does best in full sun with well-drained soil. It is very drought tolerant. Prune almost to the ground in late winter or early spring to encourage new growth and larger flowers. Use in massing or tuck into the perennial border for showy late summer accent.

**t. ‘Gibraltar’ Gibraltar Bushclover**

**Height:** 4' **Spread:** 6' **Zone:** 5 ○ ●  
Bluish-green foliage and rosy-purple, pea-shaped flowers are so abundant that the branches arch over producing a handsome fountain-like effect. The flowers peak in late August through September. Can be used as a specimen, massing, or as a background for lower shrubs and perennials. Prefers well drained soil of low fertility. Trim to ground each spring.

**t. ‘Yakushima’ Yakushima Bushclover**

**Height:** 12-18" **Spread:** 18-24" **Zone:** 5 ○ ●  
A dwarf mounding selection with dainty violet-purple flowers in late summer. Foliage creates an attractive, fine textured mound even when not in bloom. Useful in the front of the shrub or perennial border. Cutting back to ground in spring will help to give the best form.  
SHRUB #3 Cont. ....

---

**We offer Bulldog & Economy tarps for purchase.**  
(See page 254 for pricing)

**LEUCOTHOE axillaris**

**Dwarf Leucothoe**

**Height:** 2-3' **Spread:** 3-4' **Zone:** 4



Compact, low mound with arching branches. Small shiny foliage, green in summer, mahogany in winter. Prefers moist but well drained shady location. **Native** to southeastern U.S.

12", 15", 18" #3 Cont. ....

**fontanesiana 'Rainbow'**

**Rainbow Leucothoe**

**Height:** 2-3' **Spread:** 3-4' **Zone:** 5



Arching branches show off new growth ranging from creamy-yellow to rosy-pink. Colorful addition to shady shrub border.

12" #3 Cont. (Summer) .....

**LIGUSTRUM amurense**

**Amur Privet**

**Height:** 12-15' **Spread:** 4-6' **Zone:** 3



Very hardy hedge plant with good upright habit that takes shearing well. Adaptable to a wide range of soils except extremely wet. Sun to half shade.

24", 30" B&B.....

**obtusifolium var. regelianum**

**Regal Privet**

**Height:** 4-5' **Spread:** 5-6' **Zone:** 3



Low spreading shrub with graceful arching branches. Works well in mass plantings, on banks and other large areas. Sun or shade.

18", 24", 30" B&B.....

**LINDERA benzoin**

**Spicebush**

**Height:** 6-8' **Spread:** 6-8' **Zone:** 5



An attractive **native** shrub with yellow flowers in late April followed in fall by glossy red fruit. Foliage and twigs have spicy fragrance when crushed or broken. Thrives in moist, woody locations. Good for border or naturalizing. **Deer tolerant.**

15", 18", 24" #3 Cont.....

24", 30" #5 Cont. (Summer) .....

**glauca v. salicifolia**

**Willowleaf Spicebush**

**Height:** 6-10' **Spread:** 6-8' **Zone:** 5



The narrow leaves are glossy green in summer turning fiery orange with overtones of red and purple in fall eventually turning beige and remaining all winter. Use as a specimen, in the shrub border or for contrast mix with evergreens in partial shade or sun. **Deer tolerant.**

15", 18" #3 Cont. ....

24", 30" #5 Cont. (Summer) .....

---

All sizes listed are current or forecasted to be available. Because plants are always growing, growing at different rates and are always being sold, not all sizes are available at all times.

**LIQUIDAMBAR styraciflua**

**Sweetgum**

**Height:** 50-60' **Spread:** 25-30' **Zone:** 5



Star shaped foliage turns brilliant fall colors. Conical form and corky bark. **Native.**  
1 3/4", 2", 2 1/2" B&B .....

**s. 'Silver King'**

**Silver King Sweetgum**

**Height:** 30-40' **Spread:** 15-20' **Zone:** 5



A unique sweetgum with leaves attractively margined creamy-white, flushed rose in late summer and autumn. It is slower growing than the species and will not grow as large. Selected from a **native** species.

**LIMITED SUPPLY – VISIT ONLINE AVAILABILITY**

**s. 'Slender Silhouette'**

**Slender Silhouette Sweetgum**

**Height:** 35-45' **Spread:** 7' **Zone:** 5



An incredibly upright, dark green form of sweetgum. Creates a green column or narrow spire that can be used in tight spaces. Useful as a narrower alternative to *Carpinus b. 'Fastigiata'*. Selected from a **native** species.

6' #5 Cont. (Summer) .....  
1 1/4" #10 Cont. ....

**LIRIODENDRON tulipifera**

**Tuliptree**

**Height:** 60-80' **Spread:** 35' **Zone:** 4



Large pyramidal tree with greenish-yellow tulip-like flowers in late May. Foliage is golden-yellow in fall. Fast growing pyramidal form for a large area. **Native.**

**LIMITED SUPPLY – VISIT ONLINE AVAILABILITY**

**t. 'Little Volunteer' P.P. 19581**

**Little Volunteer Tulip Tree**

**Height:** 30' **Spread:** 20' **Zone:** 4



The smaller leaves and 1/3 size still have the typical form of this species. The tree can be used where a smaller street tree is required or for a smaller yard. Great for attracting pollinators and Baltimore Orioles which visit the tree for its nectar in late May and early June.

2", 2 1/2" B&B .....

**LIRIOPE species and cvs. See Grass Section page 90**

## HONEYSUCKLE

**LONICERA fragrantissima**

**Fragrant Honeysuckle**

**Height:** 6-8' **Spread:** 6-10' **Zone:** 5



A wide spreading shrub with small creamy white, lemon scented, extremely fragrant flowers in late March and early April. Useful as a hedge, screen, massing or background plant. Adapts well to most well drained soils in sun or partial shade. Does not exhibit invasive tendencies.

30", 36" B&B.....



**We employ OHIO CERTIFIED NURSERY TECHNICIANS.**

**LONICERA – Continued**

**henryi**

**Henry Honeysuckle**

**Vine Spread:** Variable **Zone:** 4



Attractive more evergreen to semi-evergreen glossy foliage on a less invasive vine than *Lonicera j. 'Halliana'*. Produces clusters of attractive small yellow and maroon flowers in summer. Useful as vine or groundcover.

12" #1 Cont.....

**x purpusii 'Winter Beauty'**

**Winter Beauty Honeysuckle**

**Height:** 6-8' **Spread:** 5-6' **Zone:** 5



(*Lonicera fragrantissima* x *L. standishii*) A wonderful plant for the winter garden. It is grown for its fragrant flowers, which are produced in late winter and early spring. The small white funnel-shaped flowers give off a sweet fragrance that is particularly strong in late afternoon. Use as a background shrub, but close enough to enjoy the fragrance.

30", 36" B&B.....

**LONICERA VINES – SEE VINE SECTION & CHARTS**

**MAACKIA amurensis**

**Amur Maackia**

**Height:** 20-30' **Spread:** 20-30' **Zone:** 4



Slow growing small rounded tree with white blooms in July and August. The compound foliage emerges with a silvery pubescence maturing to green. Its rich, shining amber bark peels with maturity giving interest all seasons. Prefers moist, well-drained soils.

**LIMITED SUPPLY – VISIT ONLINE AVAILABILITY**

**a. MaacNificent®**

**MaacNificent® Amur Maackia**

**('JFS-Schichtell')**

**Height:** 30' **Spread:** 20-25' **Zone:** 3



Extremely vigorous *Maackia* with upright branching forming a symmetrical vase shape. Silvery foliage emerges in spring quickly turning to green with upright spikes of white flowers in late July.

1½", 1¾" B&B.....



**chinensis**

**Chinese Maackia**

**Height:** 20-30' **Spread:** 20-30' **Zone:** 4



The compound leaves have a finer texture than *M. amurensis* and are covered by a silvery gray pubescence as they emerge and contrast with bronze colored bark. Panicles of white flowers appear in June or July. An adaptable tree for parking lots and as an under the wire street tree.

2", 2½", 3", 3½" B&B.....

**MACLURA pomifera 'Whiteshield'**

**Whiteshield Osage Orange**

**Height:** 25-40' **Spread:** 20-40' **Zone:** 4



After trying all available cultivars of *Maclura* we have found that Whiteshield has the best attributes with its glossy foliage, lack of thorns and being a male clone – no fruit. It is a tough, durable, pest free and highly deer resistant **native** tree that adapts to the poorest of soils dry or wet. Useful as hedgerows or kept tightly clipped as a formal hedge or as an urban tree.

6' #5 Cont. ....

2", 2½", 3" B&B.....

## MAGNOLIA

### MAGNOLIA acuminata

### Cucumbertree Magnolia

**Height:** 50-80' **Spread:** 40-60' **Zone:** 3



Takes on a compact and pyramidal form in youth, and then matures to a massive rounded form. The tree has foliage that is thick and lustrous, with shaggy, furrowed bark. Spring flowers are greenish followed in fall by pinkish red "cucumber" fruits in October. Useful in parks, estates, golf courses or as a large urban tree. **Native to Ohio.**

1½", 1¾", 2" B&B .....

### x 'Ann'

### Ann Magnolia

**Height:** 8-10' **Spread:** 6-8' **Zone:** 5



The red-purple flowers are four inches in diameter and bloom slightly earlier than 'Betty'. Compact mounded form with dark green foliage.

CLUMP 3', 4' #5 Cont. ....

TREE 5', 6' #5 Cont. ....

TREE 6', 1¼" #10 Cont. ....

CLUMP 4', 5', 6' B&B .....

### x 'Betty'

### Betty Magnolia

**Height:** 8-10' **Spread:** 6-8' **Zone:** 5



Large purple-red flowers with strap-like petals and white interior open in May. Upright, mounded form with excellent dark green foliage.

CLUMP 3', 4' #5 Cont. ....

TREE 5', 6' #5 Cont. ....

TREE 6', 1¼" #10 Cont. ....

ESP 3' #10 Cont. ....

CLUMP 4', 5', 6' B&B .....

TREE 1½" B&B .....

### x 'Galaxy'

### Galaxy Magnolia

**Height:** 20-30' **Spread:** 15' **Zone:** 5



Grown as a pyramidal single trunk tree. The reddish-purple to pink flowers are large and open late enough to avoid spring frost damage.

**LIMITED SUPPLY – VISIT ONLINE AVAILABILITY**

### x loebneri 'Leonard Messel'

### Leonard Messel Magnolia

**Height:** 20-25' **Spread:** 25' **Zone:** 4



Showy 12 petaled flowers are fuchsia pink on the back and white on the inside with purple-pink line in the center. Similar in growth habit and foliage to the Merrill Magnolia though somewhat slower.

CLUMP 3', 4' #5 Cont. ....

TREE 5', 6' #5 Cont. ....

TREE 6', 1¼" #10 Cont. (Summer) .....

CLUMP 4', 5', 6' B&B .....

TREE 1¾", 2" B&B .....

**MAGNOLIA – Continued****x loebneri 'Merrill'****Merrill Magnolia****Height:** 20-25' **Spread:** 25' **Zone:** 3

A free flowering white magnolia. Vigorous shrub or small tree with rich green foliage. Excellent as specimen, patio tree or border accent. Fragrant.

CLUMP 3', 4' #5 Cont. ....

TREE 5', 6' #5 Cont. ....

TREE 6', 1¼" #10 Cont. ....

CLUMP 4', 5', 6' B&amp;B .....

TREE 1¼", 2" B&amp;B .....

**macrophylla****Bigleaf Magnolia****Height:** 30-40' **Spread:** 20-30' **Zone:** 5

The large 2' plus oval leaves are dark green on top and bluish green underneath. The 8-10" flowers are the largest of any native magnolia forming a stately specimen for parks and larger landscapes. **Native to southern Ohio.**

TREE 4' #3 Cont. ....

TREE 5', 6' #5 Cont. (July) .....

**sieboldii****Oyama Magnolia****Height:** 20' **Spread:** 20' **Zone:** 5

The nodding 3" pure white flowers with red stamens are produced for a full three months. These are followed by yellow seedpods that turn to a bright pink by summers end. Becomes a handsome large shrub or small tree. Prefers moist, fertile, well-drained soil. Fragrant.

CLUMP 30", 36" #5 Cont. ....

TREE 6' #5 Cont. ....

TREE 6', 1¼" #10 Cont. ....

**x soulangiana****Saucer Magnolia****Height:** 20-25' **Spread:** 20' **Zone:** 5

Broad upright multistem plant with stout stems and branches. Large foliage. In mid to late April, large cup-shaped blossoms, white inside and lavender-pink outside.

CLUMP 30", 36" #5 Cont. ....

TREE 5', 6' #5 Cont. ....

CLUMP 5', 6' B&amp;B .....

TREE 1¼", 2" B&amp;B .....

**x soulangiana 'Alexandrina'****Alexandrina Magnolia****Height:** 20-25' **Spread:** 20' **Zone:** 4

Flowers flush rose-purple outside with a pure white inside. Becomes a large shrub useful as a garden specimen.

TREE 5', 6' #5 Cont. ....

CLUMP 5', 6' B&amp;B .....

---

**NEED TO KNOW MORE ABOUT A PLANT?** Remember to review the Reference Charts on Bamboo p. 29, Bog and Marginal Plants p. 40, Ferns p. 77, Grasses p. 92-93, Deciduous Ilex p. 113, Malus p. 133, Shrub Roses p. 165 and Vines & Climbers p. 206-207.

**MAGNOLIA – Continued**

**stellata ‘Royal Star’**

**Royal Star Magnolia**

**Height:** 15-18' **Spread:** 10-15' **Zone:** 5



Large, fragrant double white star-like flowers in mid April. Clean dark green foliage, upright densely branched when young, rounded with age. Useful as specimen, patio or border plant.

CLUMP 24", 30", 36" #5 Cont. ....

TREE 1¼" #10 Cont. (Summer) .....

CLUMP 3', 4', 5' B&B .....

**tripetala**

**Umbrella Magnolia**

**Height:** 25-30' **Spread:** 15-20' **Zone:** 5



Creamy white flowers in May-June develop into 4" long rich red seedpods in September. The large 10-24" leaves at the end of the stems give an umbrella effect. Can be used as a large shrub or small tree. Will tolerate some moisture. **Native.**

**LIMITED SUPPLY – VISIT ONLINE AVAILABILITY**

**virginiana**

**Sweetbay Magnolia**

**Height:** 15' **Spread:** 10-15' **Zone:** 5



Sweetbay magnolia has fragrant, creamy-white flowers in June and July and glossy, dark green leaves with silvery undersides. This small tree is an excellent choice near patios, wood edges, and shrub borders. It is also tolerant to wet sites, such as pond edges and low areas in a landscape. **Native** to eastern U.S.

5', 6', 7', 8' B&B.....

**virginiana var. australis**

**Australis or Greenbay Magnolia**

**Height:** 15-20' **Spread:** 15-20' **Zone:** 5



A distinctive form of Sweetbay Magnolia that is more tree like in growth habit with bold, glossy foliage that remains semi-evergreen. The white flowers are fragrant, appearing in June through mid-summer. Useful as a garden specimen or in narrow spaces next to buildings. **Native** to southeastern U.S.

CLUMP 4', 5' #5 Cont. ....

TREE 6' #5 Cont. ....

CLUMP 5', 6', 7' B&B .....

**v. australis ‘Henry Hicks’**

**Henry Hicks Sweetbay Magnolia**

**Height:** 15' **Spread:** 10-15' **Zone:** 5



Sweetly scented, creamy white flowers appear in June and sporadically throughout the summer against a background of dark green foliage that remains semi-evergreen in winter. Like other Sweetbay Magnolias it is adaptable to a wide range of soils from wet to dry in sun or part shade.

**LIMITED SUPPLY – VISIT ONLINE AVAILABILITY**

**v. australis ‘Northern Belle’**

**Northern Belle Sweetbay Magnolia**

**Height:** 25' **Spread:** 15' **Zone:** 4



The fragrant, creamy white flowers appear in June and July held against dark semi-evergreen foliage. The tree has a pyramidal form well suited for the smaller garden, park or as a specimen.

**LIMITED SUPPLY – VISIT ONLINE AVAILABILITY**

**MAGNOLIA – Continued**



**v. australis Sweet Thing®**  
 ('Perry Paige' P.P. 17814)

**Sweet Thing® Sweetbay Magnolia**

**Height:** 8' **Spread:** 5-7' **Zone:** 4



The truly dwarf habit of this semi-evergreen was selected for its dense, compact form. It can be used as a shrub or small tree. The fragrant white flowers appear in May and June and sporadically through the summer. A great selection for small gardens.

3', 4' #5 Cont. ....

**SPECIALTY MAGNOLIAS**

**x 'Blushing Belle'**

**Blushing Belle Magnolia**

**Height:** 25' **Spread:** 15-20' **Zone:** 5



Large pink flowers appear in late spring followed by bright green foliage. The sepals are dark pink on the exterior and pale pink on the interior. A cross of *M 'Yellowbird' x M. 'Caerhays Belle'*.

**x 'Butterflies'**

**Butterflies Magnolia**

**Height:** 18-20' **Spread:** 15' **Zone:** 5



A profusion of buttery yellow flowers in late April and early May on an upright tree. Attractive foliage all summer.

**x 'Coral Lake'**

**Coral Lake Magnolia**

**Height:** 10-15' **Spread:** 8-12' **Zone:** 5



Coral Lake is a complex blend of coral, yellow and pink. Coral Lake blooms prolifically, and flowers have a pleasant fragrance. The plant forms a small, semi-fastigiate tree with flowers that open late avoiding most frosts.

**x 'Daybreak'**

**Daybreak Magnolia**

**Height:** 20-40' **Spread:** 10-20' **Zone:** 4



Bright rose-pink flowers with no purple tones open to 10" across. Late flowering and very fragrant. Forms an upright tree with a formal appearance.

**x 'Golden Gift'**

**Golden Gift Magnolia**

**Height:** 12-15' **Spread:** 8-10' **Zone:** 5



One of the few yellow flowered Magnolias of smaller stature forming a tree ideal for small gardens. Vivid yellow flowers arise in succession from numerous terminal and auxiliary buds along the branches over several weeks during mid and late spring. **(SOLD OUT)**

**x 'Lois'**

**Lois Magnolia**

**Height:** 30' **Spread:** 25' **Zone:** 5



The bright yellow flowers appear late in the spring so frost is less of an issue. Fragrant flowers open before the leaves emerge making a spectacular show. Strong upright grower with a rounded habit. Vigorous grower.

**CONTINUED ON NEXT PAGE**

**MAGNOLIA – Continued**

x 'Sun Sprite' **Sun Sprite Magnolia**  
**Height:** 8-10' **Spread:** 2-3' **Zone:** 4 ○

The 8" light yellow flowers with rose striping emerge in May after danger of most frosts. The dwarf, columnar form will fit in virtually any garden or use where a narrow plant is needed.

x 'Sunburst' **Sunburst Magnolia**  
**Height:** 30' **Spread:** 20' **Zone:** 5 ○

Fast growing upright tree with deep 6" canary yellow flowers which open just as the leaves emerge. The tree appears to be covered with candle flames because of the narrow petals.

x 'Sunsation' **Sunsation Magnolia**  
**Height:** 20-30' **Spread:** 20-25' **Zone:** 4 ○

The 6-7" yellow blooms with a rose-pink base open just before the leaves emerge in May. It is a repeat bloomer extending the show for a period of weeks and blooms at an early age. Dark green undulating foliage covers the pyramidal tree in summer.

x 'Yellow Bird' **Yellow Bird Magnolia**  
**Height:** 15-20' **Spread:** 12-15' **Zone:** 5 ○

A spectacular pyramidal small tree introduced by Brooklyn Botanic Garden. Flowers are yellow with a slight greenish tinge at the base and are held upright on the branches. Flowers appear at the same time as the leaves and continue for two to three weeks.

x 'Yellow Lantern' **Yellow Lantern Magnolia**  
**Height:** 25' **Spread:** 20' **Zone:** 5 ○

An upright, single stem tree with large buds opening to consistent lemon-yellow flowers. The cup shaped blossoms have no hint of green.

**VARIETIES MAY NOT BE AVAILABLE IN ALL SIZES**

- TREE 6' #5 Cont. ....
- TREE 6', 1¼", 1½" #10 Cont. ....
- TREE 1¾", 2" #20 Cont. ....

**MAHONIA**

To insure viability of field grown **Ilex and Mahonia**  
we recommend waiting until May to dig.

**MAHONIA aquifolium** **Oregon Grape Holly**  
**Height:** 3-5' **Spread:** 3-5' **Zone:** 5 ◐ ● ○

Large, glossy holly-shaped leaves. Yellow flowers, blue fruit. Plant in protected area.  
12", 15" #3 Cont. ....  
15", 18" B&B .....

**MAHONIA – Continued**

**japonica**

**Japanese Mahonia**

**Height:** 5' **Spread:** 3' **Zone:** 5-6



*Mahonia japonica* is an erect medium sized evergreen shrub with large, spined leathery foliage and terminal clusters of fragrant yellow flowers in spring. The unique foliage is a wonderful contrast for shady shrub border or accent plant.

**SOLD OUT**

**repens**

**Creeping Mahonia**

**Height:** 10-18" **Spread:** Groundcover **Zone:** 5



Low growing, stoloniferous groundcovering plant with bright yellow flower clusters in mid to late spring. Leaves are a dull green in summer, turning a rich purple in winter. Prefers moist but well drained soil in shade.

12", 15" #3 Cont. ....

**FLOWERING CRABAPPLES**

**MALUS 'Adirondack'**

**Adirondack Crab**

**Height:** 18' **Spread:** 10' **Zone:** 4



Slow growing, narrow and dense tree. The tree has a strong upright compact form. An abundance of red buds open to white flowers set against green foliage. The orange red fruit is 1/2" in size and holds on the tree all winter.

1 1/2", 1 3/4", 2" B&B .....

**'Bob White'**

**Bob White Crab**

**Height:** 20' **Spread:** 20' **Zone:** 4



Red buds open to fragrant white flowers in spring. It is one of the few crabs that have persistent yellow fruits. The rounded tree has clean green foliage that is disease resistant. Extremely showy against a gray autumn sky.

1 1/2", 1 3/4", 2", 2 1/2" B&B .....

**'Candy mint'**

**Candy mint Sargent Crab**

**Height:** 10' **Spread:** 10-15' **Zone:** 4



Small picturesque tree with horizontal branches. Attractive single pink petals with red edging effective over a long period. Disease tolerant.

6' #5 Cont. (Summer).....

1 1/4", 1 1/2" #10 Cont. ....

ESP 6' #20 Cont. ....

1 1/2", 1 3/4", 2", 2 1/2" B&B .....

**'Cardinal' P.P. 7147**

**Cardinal Crab**

**Height:** 16' **Spread:** 22' **Zone:** 4



Foliage is a glossy, dark purple-red and holds its rich color through summer. The tree is a hybrid of *M. hupenhensis* and has a broad spreading form. In spring the tree has bright pinkish-red flowers and then deep red 1/2" fruit in fall. Disease tolerant.

6' #5 Cont. ....

ESP 6' #20 Cont. ....

3" B&B .....

**MALUS – Continued**

**Coralburst®** **Coralburst® Crab**  
 ('Coralcole') ○  
**Height:** 10-15' **Spread:** 12-15' **Zone:** 3  
 Small uniform grower with rounded compact form and semi-double pink flowers in spring.  
**STD** 1½", 1¾" B&B .....

**Lancelot®** **Lancelot® Crab**  
 ('Lanzam') ○  
**Height:** 10' **Spread:** 8' **Zone:** 4  
 Forms a compact upright small tree. Red buds open to white flowers followed in fall by persistent golden fruit.  
 1½", 1¾", 2" B&B .....

**'Louisa'** **Louisa Crab**  
○  
**Height:** 15' **Spread:** 15' **Zone:** 4  
 Glossy dark green foliage on tree with broadly weeping habit. Pink flowers in May are followed by persistent ⅜" yellow fruit in fall.  
 6' #5 Cont. ....  
 1¼", 1½" #10 Cont. ....  
 1¾", 2", 2½", 3" B&B.....

**'Perfect Purple'™** **Perfect Purple™ Crab**  
○  
**Height:** 20' **Spread:** 20' **Zone:** 4  
 The deep pink flowers show up nicely against the emerging purple foliage. The purple foliage remains colorful all summer on a rounded very cold hardy tree with persistent small red fruit fall into winter.  
 6' #5 Cont. (Summer).....  
 1½", 1¾" B&B.....

**'Prairifire'** **Prairifire Crab**  
○  
**Height:** 15-20' **Spread:** 15-20' **Zone:** 4  
 Glossy dark red bark on upright spreading form. Late bloomer with reddish-pink blooms accent deep red and purple foliage turning to dark green with red veins. Small persistent red-purple fruit. Disease resistant.  
 6' #5 Cont. ....  
**ESP** 6' #20 Cont. ....  
 1½", 1¾" B&B .....























**'Purple Prince'** **Purple Prince Crab**  
○  
**Height:** 20' **Spread:** 20' **Zone:** 4  
 Bright red flowers are set against bronze-purple foliage on a fast growing tree. Summer foliage turns bronze-green. Young bark has a purple cast. Maroon fruit are ⅝" and persistent.  
 6' #5 Cont. ....  
 1½", 1¾", 2", 2½" B&B.....

---

**Visits are always welcome!**

Please call to schedule a tour or to tag your material.

## CRABAPPLE CHARACTERISTICS

VARIETY	HEIGHT	WIDTH	FORM	FLOWER	FRUIT
'Adirondack'	18'	10'		Sgl. White	Orange-Red 1/2"
'Bob White'	20'	20'		White	Yellow 1/2-5/8"
'Candymint'	10'	10-15'		Pink	Red 1/4"
'Cardinal'	16'	22'		Pinkish-Red	Deep Red 1/2"
Coralburst®	15'	15'		Dbl. Rose	Yellow/Green 1/2"
Lancelot™	10'	8'		White	Golden 3/8"
'Louisa'	15'	15'		Pink	Yellow 3/8"
'Perfect Purple'™	20'	20'		Deep Pink	Red/Purple
'Prairifire'	15-20'	15-20'		Pinkish Red	Red/Purple 3/8"-1/2"
'Purple Prince'	20'	20'		Bright Red	Maroon 3/8"-1/2"
'Red Jade'	12'	12'		White	Red 1/4"
Royal Raindrops®	20'	15'		Pinkish-Red	Red 1/4"
sargentii	10'	12'		White	Bright Red 1/4"
sargentii Pendula	3'	4-6'		White	Red 1 1/4"
sargentii 'Tina'	4-5'	6-8'		Sgl. White	Bright Red 1/8"-1/4"
sargentii Tina's Charm™	3-5'	4-6'		White	Orange-Red 1/8"-1/4"
sargentii Tina's Ruby™	4-6'	4-6'		Dark Pink	Orange-Red 1/4"
sargentii Tina's Weeper™	3-12'	4-6'		White	Red 1/8"-1/4"
'Sentinel'	20'	12'		Pale Pink	Red 1/2"
'Spring Snow'	15-20'	15'		White	Fruitless
Sugar Tyme®	18'	15'		White	Red 1/2"
zumi 'Calocarpa'	12-15'	15'		Sgl. White	Bright Red 3/8"

**Note:** The Crabapples listed above are tolerant or resistant to Scab and Fireblight.

## FRUITING APPLES

We have available: Calipered sizes of Fuji, Gala,  
Granny Smith, Haralson, Honeycrisp,  
Honeygold and McIntosh.

**MALUS – Continued**

**'Red Jade'**

**Red Jade Crab**

**Height:** 12' **Spread:** 12' **Zone:** 4



A dependable weeping variety. Good specimen. White flowers in spring followed by small bright red fruit in fall.

2" #20 Cont. ....

1 3/4", 2" B&B.....

**Royal Raindrops®**

**Royal Raindrops® Crab**

**('JFS-KW5' P.P. 14375)**

**Height:** 20' **Spread:** 15' **Zone:** 4



Refined, uniquely shaped leaves emerge glossy deep purple and maintain their rich color through the heat of summer. Fall color is a medley of bronze, orange and purple. Bright pinkish red flowers are followed in late summer by tiny, persistent, bright red fruits that are prized by wildlife and add winter interest. The tree has an upright spreading habit. Disease tolerant.

1 1/2", 1 3/4", 2" B&B .....

**sargentii**

**Sargent Crab**

**Height:** 10' **Spread:** 12' **Zone:** 4



Dwarf spreading variety with white flowers and small bright red fruits.

TREE 5', 6' #5 Cont. ....

1 1/2", 1 3/4", 2", 2 1/2" B&B .....

**sargentii Pendula**

**Weeping Sargent Crab**

**('KNI S-1')**

**Height:** 3' **Spread:** 4-6' **Zone:** 4



Selected for its horizontal to weeping branches and flat mounding to weeping habit when grown on the ground. The plant makes a unique small specimen for the shrub border or rock garden when grown on the ground or small weeping tree when top grafted. The clean forest green foliage is disease resistant. The strong branches remain horizontal to weeping, creating a flat-topped specimen for the small garden. The pink buds open to pure white flowers followed by small red fruits in fall. Plants are grown from rooted cuttings to avoid suckers. **A Klyn Nurseries introduction.**

1 3/4", 2" #20 Cont. ....

GC 24" #5 Cont. (June) .....

**STD 4' HT 18" HD #5 Cont. (June)**.....

**STD 4' HT 24", 30" HD #10 Cont. (Summer)**.....

1 3/4" B&B .....

**sargentii 'Tina'**

**Tina Crab**

**Height:** 4-5' **Spread:** 6-8' **Zone:** 4



A dwarf selection of *M. sargentii* with a dense, spreading branching habit. The bright red buds give a pleasing splash of color followed by pure white single flowers. Fruit is bright red, ideal for patio or specimen planting.

**STD 4' HT 18", 24" HD #5 Cont.** .....



This symbol denotes many plants with improved or unique characteristics that we have selected & introduced.

**MALUS – Continued**



**sargentii Tina's Charm™**  
(‘KNI B-6’)

**Tina's Charm™ Crab**

**Height:** 3-5' **Spread:** 4-6' **Zone:** 4



This charming dwarf is a mound of green foliage more compact and formal than *M. sargentii* 'Tina'. Though the plant will remain compact and dwarf it fills out quickly as a young plant creating a pillow of green in a garden setting. The green foliage is resistant to disease. The white flowers of spring are followed in fall by tiny orange-red fruit. Plants are grown from rooted cuttings to avoid suckers. **A Klyn Nurseries introduction.**  
3', 4', 5' B&B.....



**sargentii Tina's Ruby™**  
(‘KNI B-3’)

**Tina's Ruby™ Crab**

**Height:** 4-6' **Spread:** 4-6' **Zone:** 4



Tina's Ruby Crab has foliage that emerges a rich maroon red and holds color well into summer fading to dark green with a maroon cast. Foliage has shown resistance to crabapple diseases. Dark pink flowers emerge in early May against a background of ruby-colored foliage followed by tiny orange-red fruit in fall. The purplish-maroon color of the branches provides additional color when dormant. The overall form is rounded and compact for use as a small specimen or as a hedge. Plants are grown from rooted cuttings to avoid suckers. **A Klyn Nurseries introduction.**  
4', 5' B&B.....



**sargentii Tina's Weeper™**  
(‘KNI B-9’)

**Tina's Weeper™ Crab**

**Height:** 3-12' **Spread:** 4-6' **Zone:** 4



The original plant was found as a ground cover creeping along the ground no more than 3" tall. When top grafted or staked, the slender branches weep gracefully on a dwarf weeping form creating a fountain of green foliage and white flowers followed by red fruit. The delicate branch structure and small stature of the plant will make it useful in a small garden setting. Plants are grown from rooted cuttings to avoid suckers. **A Klyn Nurseries introduction.**

- LB 5', 6' #5 Cont. ....
- STD** 4' HT 30", 36" HD #10 Cont. (Summer) .....
- STD** 4' HT 36" HD #20 Cont. ....
- 2", 2 1/2" B&B.....

**‘Sentinel’**

**Sentinel Crab**

**Height:** 20' **Spread:** 12' **Zone:** 4



Narrow upright crab with single, pale pink blossoms. Selected for form and late fall display of persistent small red fruits.  
1 3/4", 2", 2 1/2" B&B.....

**‘Spring Snow’**

**Spring Snow Crab**

**Height:** 20-25' **Spread:** 15' **Zone:** 4



Completely covered with white flowers in spring, bright green foliage, and oval form. Fruitless.

**LIMITED SUPPLY – VISIT ONLINE AVAILABILITY**

**MALUS – Continued**

**Sugar Tyme®**

(‘Sutyzam’)

**Height:** 18' **Spread:** 15' **Zone:** 4

Crisp green foliage and vigorous upright oval form. Pale pink buds open to fragrant snowy white flowers followed by persistent bright red 1/2" fruits in September, which remain colorful throughout the winter. Disease resistant.

5', 6' #5 Cont. ....

1 1/4", 1 1/2" #10 Cont. ....

**ESP 6' #20 Cont.** .....

1 1/2", 1 3/4", 2", 2 1/2" B&B .....

**Sugar Tyme® Crab**



**zumi ‘Calocarpa’**

**Height:** 12-15' **Spread:** 15' **Zone:** 5

Upright spreading habit. Large green leaves form a dense canopy. Pink buds open to single white fragrant flowers. Small bright red fruit. Disease resistant.

2", 2 1/2", 3" B&B .....

**Redbud Crab**



**FRUITING APPLES**

The domestic apples on the following list are being grown to provide landscape sized apple trees for today's landscapes. They can be both ornamental and a source of edible fruit.

**Height:** 20-30' **Spread:** 20-30'



- Fuji** Sweet, crisp and juicy red fruits great for eating.
- Gala** Red orange streaks over a yellow background with tangy sweet flavor. Eating.
- Granny Smith** Shiny, grass-green fruit, hard, crisp, juicy, tart. Cooking.
- Honeycrisp** Exceptionally crisp and juicy fruit for cooking and eating. Stores well.
- Honeygold** Improved very hardy **Golden Delicious** with good sweet flavor for eating.
- McIntosh** Medium size fruit, bright red, heavy bearer. Cooking and eating.

**VARIETIES MAY NOT BE AVAILABLE IN ALL SIZES**

6' #5 Cont. ....

1 1/4", 1 1/2" #10 Cont. ....

1 1/2", 1 3/4", 2", 2 1/2", 3" B&B .....



**COLUMNAR URBAN™ APPLES** – trees do best in full sun and will reach a height of 8-10' and only 1 1/2-2' in width. They are extremely healthy and disease resistant. As with most apples, two varieties are required.

**Blushing Delight™ Urban™ Apple** – Columnar tree produces juicy, sweet greenish yellow apples with a red blush.

6' #10 Cont. ....

**Golden Treat™ Urban™ Apple** – Greenish gold apples are tart in the early fall, but sweeter the longer they are on the tree. Columnar form.

5', 6' #5 Cont. ....

**Tasty Red™ Urban™ Apple** – Columnar tree produces juicy, sweet red fruits on spurs along the main stem. Great for small spaces.

3', 4' #5 Cont. ....

**METASEQUOIA glyptostroboides**

**Dawn Redwood**

**Height:** 60' **Spread:** 25-30' **Zone:** 5



Fast growing tree similar in appearance to Bald Cypress. Its reddish-brown bark and furrowed, buttressed base makes its trunk quite interesting in the winter. Well suited for parks, golf courses and other large areas. Effective screen, in groves or as street tree.

2", 2½" B&B .....

**g. 'Gold Rush'**

**Gold Rush Dawn Redwood**

(aka *Metasequoia g. 'Ogon'*)

**Height:** 50' **Spread:** 25-30' **Zone:** 5



Gold Rush is a golden leaved selection from Japan, known as Ogon in that country. Foliage of this deciduous conifer maintains its golden color well into summer and turns burnished coppery brown in fall. The tree has an upright pyramidal habit like the species. Useful as a focal point in the landscape.

5', 6' #5 Cont. ....

1¼", 1½" #10 Cont. ....

1½", 1¾" #20 Cont. ....

1¾", 2", 2½", 3" B&B .....

**g. 'Miss Grace'**

**Miss Grace Dawn Redwood**

**Height:** 4-8' **Spread:** 25-30' **Zone:** 5



A wonderful new Dawn Redwood with a strongly pendulous branching habit. The soft feathery textured needles have a blue cast and add to the overall weeping form of the plant. Foliage turns golden orange before dropping in the fall.

30", 36" #5 Cont. ....

**MICROBIOTA decussata**

**Siberian Cypress**

**Height:** 1' **Spread:** 4-6' **Zone:** 2



A low growing conifer with rich, lacy green, cypress-like foliage. Grows well in shady locations and needs good drainage. Once established it is a near indestructible plant, **but at times it can suffer from transplant shock. We have found that a Subdue® drench at time of transplanting can eliminate transplant losses. Deer tolerant.**

12", 15", 18" #3 Cont. ....

**MORUS rubra 'Super Dwarf'**

**Super Dwarf Red Mulberry**

**Height:** 3' **Spread:** 3' **Zone:** 5



The plant was found as a witches broom and forms a miniature shrub useful in containers, the rock garden or front of the border in sun or light shade. The attractive small glossy foliage is densely set on slightly contorted branches. It would make a terrific bonsai.

12", 15" #5 Cont. ....

**STD** 4' HT 10", 12" HD #5 Cont. ....

---

**Root Flare?** A major discussion among arborists today! Planting trees and shrubs too deeply is a common mistake that leads to the demise of an otherwise healthy tree. Excess soil around the root flare only compounds the problem. At Klyn Nurseries we work hard at providing plants grown at proper planting depth, but through the use of mechanical planters and cultivation practice, plants, on rare occasions, can be too deep. So look for it and remove it before planting any plant.

**MYRICA gale**

**Sweetgale**

**Height:** 4-6' **Spread:** 4-6' **Zone:** 4



This dense, rounded shrub features narrow, fragrant green leaves whorled on stems that create great cover for native birds. Sweetgale thrives in wet soil conditions where few others can, while creating an attractive mass planting. Fall fruit is attractive to native birds. Useful as a foundation plant and for massing as well as in rain gardens and bioswales. **Native** to the northeastern U.S.

12" #3 Cont. (Summer) .....

**pensylvanica**

**Northern Bayberry**

**(aka Morella pensylvanica)**

**Height:** 5-12' **Spread:** 10-12' **Zone:** 2



Glossy dark green, aromatic foliage. Decorative grey berries remain on plant well into winter. Salt tolerant. **Native.**

15", 18" #3 Cont. ....

24", 30" #5 Cont. ....

**VEGETATIVELY PRODUCED FEMALES**

15", 18" #3 Cont. ....

**NEVIUSIA alabamensis**

**Alabama Snow-wreath**

**Height:** 3-6' **Spread:** 3-6' **Zone:** 4



Forms an upright open shrub with arching branches. Twigs are straw-colored, the bark is exfoliating and orange-brown in color. The 1" feathery white flowers appear in mid-May creating a shower of white in the shrub border. Prune after flowering. Though the plant is **native** to the southeastern U.S. it is extremely hardy preferring a partially shaded location in soil that is moist but well-drained.

18", 24", 30" #3 Cont. ....

**NYSSA sylvatica**

**Black or Sour Gum**

**Height:** 30-50' **Spread:** 20-30' **Zone:** 3



Tall pyramidal shade tree with glossy dark green foliage that turns shades of orange and red. Excellent specimen tree. Sun or partial shade. **Native.**

6' #5 Cont. ....

1 1/4", 1 1/2" #10 Cont. ....

1 1/2", 1 3/4", 2" B&B.....

**s. 'Autumn Cascade'**

**Autumn Cascade Black or Sour Gum**

**Height:** 8-12' **Spread:** 4-6' **Zone:** 5



New from Australia, a weeping form of Sour Gum with pendulous side branches. The summer foliage is green turning shades of orange to red-purple. An ideal specimen that can be grown even in a small garden. Selected from a **native** species.

**LIMITED SUPPLY – VISIT ONLINE AVAILABILITY**

**s. 'Penwood Weeper'**

**Penwood Weeper Black or Sour Gum**

**Height:** 20-30' **Spread:** 10-15' **Zone:** 5



A unique weeping sour gum found by Steve Foltz in northern Kentucky. The tree forms an upright habit with pendulous branches. The glossy foliage in summer turns shades of orange and gold in fall.

6' #5 Cont. ....

**NYSSA – Continued**

**s. 'Sheri's Cloud'** **Sheri's Cloud Black or Sour Gum**  
**Height:** 15-20' **Spread:** 10-12' **Zone:** 5 ○ ●

The green foliage has an irregular white margin that remains bright and showy all summer that turns to shades of pink and red in the fall. Originally found growing in the wild in Arkansas. The tree is slow growing and is a wonderful addition to a small garden.

**LIMITED SUPPLY – VISIT ONLINE AVAILABILITY**

**s. Tupelo Tower™** **Tupelo Tower™ Black Gum**  
**('WFH1' P.P. 22976)**



**Height:** 30-40' **Spread:** 20' **Zone:** 4 ○ ●

Tupelo Tower has a very tight, upright habit unlike the species. The lustrous dark green summer foliage turns shades of orange in early fall. The upright narrow habit is ideal for smaller spaces and as an urban tree. Selected form of **native** Ohio species. **A Klyn Nurseries introduction.**

- 6' #5 Cont. ....
- 1 1/4", 1 1/2" #10 Cont. ....
- 1 1/2", 1 3/4", 2", 2 1/2" B&B .....

**s. 'Wildfire'** **Wildfire Black or Sour Gum**  
**Height:** 30-50' **Spread:** 20-30' **Zone:** 4 ○ ●

Living up to its name, it has burgundy new growth that finally matures to a deep glossy green. Spectacular fall color progresses through yellow, orange, scarlet and purple. Selected from a **native** species.

- 6' #5 Cont. ....

**s. 'Zydeco Twist'** **Zydeco Twist Black or Sour Gum**  
**Height:** 20-30' **Spread:** 15-20' **Zone:** 5 ○ ●

The tree grows in normal fashion with a central leader, but the branches twist and twirl creating a look similar to Harry Lauder's Walkingstick. Fall color is shades of yellow, gold and orange.

- 6' #5 Cont. ....

**OPHIPOGON – SEE GRASS SECTION & CHART**

**ORIXA japonica** **Japanese Orixa**  
**Height:** 6-8' **Spread:** 6-8' **Zone:** 5 ● ●

This rarely offered Japanese shrub performs best in well-drained organic soils in partial to deep shade. The large, waxy, aromatic leaves are dark green in shade providing a tropical look to the shaded shrub border or understory planting. Foliage turns a light lemon yellow in fall.

- 18", 24", 30" #3 Cont.....
- 30", 36", 42" #5 Cont. (July) .....

**OSTRYA virginiana** **American Hophornbeam**  
**Height:** 40' **Spread:** 25' **Zone:** 4 ○ ●

Hardy medium sized **native** tree with slender, spreading branches and brownish, grooved, and scaly bark. Hop-like fruits add interest in late summer and persistent brown leaves add winter interest. Useful in dry locations for lawns, parks, naturalized areas and street trees. **Native** to Ohio.

- 1 3/4", 2" B&B.....

**OXYDENDRUM arboreum**

**Sourwood or Sorrel Tree**

**Height:** 25' **Spread:** 20' **Zone:** 5  

Pyramidal, multi-stemmed or low branched habit. White Lily-of-the-Valley type flowers in July-August form prominent seeds in fall. Glossy dark green summer foliage turns vivid scarlet in fall. Excellent for specimen or naturalistic planting.

**Native** to eastern U.S.

4', 5' #5 Cont. ....  
6' #10 Cont. (Summer) .....

**PACHYSANDRA procumbens**

**Allegheny Pachysandra**

**Height:** 6-10" **Spread:** Groundcover **Zone:** 4  

Excellent deciduous **native** groundcover for shaded locations. Forms a carpet of gray-green leaves. Attractive white fuzzy spikes bloom in spring.

CLUMP QT. ONLY (12 per flat, full flats only).....

**terminalis**

**Pachysandra**

**Height:** 6" **Spread:** Groundcover **Zone:** 4  

Glossy evergreen groundcover for shady areas.

2" CELL (50 per flat).....  
CLUMP QT. ONLY (12 per flat, full flats only) (July) .....  
Shipping boxes charged at cost.

**t. 'Green Sheen'**

**Green Sheen Pachysandra**

**Height:** 6" **Spread:** Groundcover **Zone:** 4   

The foliage on this variety is much glossier and a darker green with a much more compact growth habit. Will grow in full sun and is **deer resistant**.

2" CELL (50 per flat).....  
CLUMP QT. ONLY (12 per flat, full flats only) (July) .....

**PARROTIA persica**

**Persian Parrotia**



**Height:** 20-40' **Spread:** 15-30' **Zone:** 5  

Small specimen tree with beautiful exfoliating bark. Dark green summer foliage turns brilliant yellow, orange and scarlet in fall.

CLUMP 4', 5' #5 Cont. ....  
CLUMP 6' #10 Cont. ....  
TREE 5', 6' #5 Cont. ....  
CLUMP 5', 6' B&B.....




**p. 'Henny's Dwarf'**

**Henny's Dwarf Parrotia**

**Height:** 15-20' **Spread:** 12-15' **Zone:** 5  

Henny's Dwarf is more compact than the species and will mature at a smaller size with an upright oval form. We have observed good fall color with shades of oranges and red.

5', 6' #5 Cont. ....  
1¼" #10 Cont.....

**FOR YOUR CONVENIENCE** we accept   

**PARROTIA – Continued**

**p. 'Pendula'** **Weeping Parrotia**  
**Height:** Variable **Spread:** Variable **Zone:** 5 ● ○

The branch structure and overall look is that of a wide spreading weeper that will stay low unless trained to achieve height. Leaves have a rich reddish purple hue when unfolding maturing to a lustrous medium to dark green. Fall color is a mix of brilliant yellows and oranges shading to scarlet and dark purples.

**LIMITED SUPPLY – VISIT ONLINE AVAILABILITY**

**p. 'Red October'** **Red October Parrotia**  
**Height:** 15-30' **Spread:** 15-30' **Zone:** 5 ● ○

Red October is more rounded and wider growing than the clone we offer as species with the bonus of outstanding fall color. Fall color is spectacular orange red and purple. Plant in full sun for best color.

- CLUMP 5', 6' #5 Cont. ....
- TREE 5', 6' #5 Cont. ....

**p. 'Vanessa'** **Columnar Persian Parrotia**  
**Height:** 20-40' **Spread:** 10-15' **Zone:** 5 ● ○

Vanessa is distinctly columnar with reddish new growth tips and good fall color. Useful as a specimen in the small garden, it is extremely hardy once established in the landscape.

- TREE 6' #5 Cont. ....
- TREE 1 1/4", 1 1/2" #10 Cont. ....
- TREE 1 3/4", 2" #20 Cont. ....

**subequalis** **Chinese Parrotia**  
**Height:** 25' **Spread:** 15' **Zone:** 5 ● ○

*Parrotia subequalis* is more compact than *P. persica* but has more showy bark as it matures. Green leaves in summer often have a striking purple margin. Fall color is spectacular in shades of red, pink and burgundy. This Chinese form of *Parrotia* is extremely rare in its native habitat.

- 6' #5 Cont. ....
- 6', 1 1/4" #10 Cont. ....
- 1 3/4", 2" #20 Cont. ....

**PARTHENOCISSUS quinquefolia** **Virginia Creeper**  
**Vine Spread:** Groundcover **Zone:** 3 ● ● ○

Rapid growing native clinging vine. Maroon to scarlet foliage in fall. Low maintenance cover for walls, rock piles and trellises or useful as a groundcover. Sun or shade. **Native.**

- 9" #1 Cont. (July) .....

**q. 'Variegata'** **Variegated Virginia Creeper**  
**Vine Spread:** Variable **Zone:** 4 ● ○

Attractively shaped leaves are splashed, striped and mottled with creamy-white on a vigorous vine that can add summer color to any wall or structure. Selected from a **native** species.

**SOLD OUT**

**PHILADELPHUS lewisii 'Snow Velvet'**

**Snow Velvet Mockorange**

**Height:** 6' **Spread:** 5-6' **Zone:** 4



Large, lightly fragrant, semi-double flowers up to 3" cover the entire plant in late spring. Selected from the foothills of the Cascades in Western Oregon.

18", 24" #5 Cont. ....

**x 'Natchez'**

**Natchez Mockorange**

**Height:** 6-8' **Spread:** 5-6' **Zone:** 5



A handsome Mockorange with 1 1/2-2" pure white slightly fragrant flowers that cover the leaves in May.

18", 24" #5 Cont. ....

**PHOTINIA villosa**

**Oriental Photinia**

**Height:** 10-15' **Spread:** 10-12' **Zone:** 4



A large shrub or small tree with dark green foliage which turns gold to reddish-bronze in the fall. Bright red-orange fruits appear in October and persist until taken by birds. Useful as specimen or in the shrub border. Prefers well drained acid soils, sun to light shade.

5', 6', 7', 8', 9' B&B.....

**PHYSOCARPUS opulifolius**

**Common Ninebark**

**Height:** 5-10' **Spread:** 6-10' **Zone:** 2



Ninebark is a rugged **native** shrub that can be grown in sun or shade. The clusters of flowers appear in May and June followed by reddish fruit in September and October that are enjoyed by birds. The bark exfoliates on older stems adding to winter interest. Useful in native plantings and for naturalization on difficult sites. **Native to Ohio.**

18", 24", 30" #3 Cont.....

**o. Center Glow™ P.P. 16894**

**Center Glow™ Ninebark**

**Height:** 6-8' **Spread:** 6-8' **Zone:** 3



In form the plant is much like Diabolo except the red color is far brighter and new foliage emerges a glowing yellow-green. The white clusters of flowers in late spring present a wonderful contrast to the foliage. Plant in full sun for best foliage color. Developed by Dr. Harold Pellet of the University of Minnesota. Selected from a **native** species.

18", 24", 30" #3 Cont.....

36" #5 Cont. ....

**o. Diabolo®**

**Diabolo® Ninebark**

**('Monlo' P.P. 11211)**

**Height:** 6-8' **Spread:** 6-8' **Zone:** 3



An introduction from Germany with dark purple leaves is very showy and extremely hardy. Clusters of pinkish-white flowers appear in late May and June and appear like bright buttons against the dark foliage. Useful as a specimen, or mixed in the shrub border or behind the perennial bed for a splash of added color. Sun. Selected from a **native** species.

18", 24", 30" #3 Cont. ....

36" #5 Cont. ....

**PHYSOCARPUS – Continued**



**o. Gumdrop™ Burgundy Candy**  
 ('Podaras 1' P.P. 22361)

**Gumdrop™ Burgundy Candy Ninebark**

**Height:** 2-3' **Spread:** 2-3' **Zone:** 3



Rich burgundy foliage is persistent from spring until fall. White to light pink flower clusters in late spring to early summer. A small, compact Ninebark with a dense and bushy habit excellent for small gardens, with mixed perennials and grasses, or as a small growing hedge. Tolerant of mildew. Selected from a **native** species.

12", 15", 18" #3 Cont.....



**o. Lemon Candy™**  
 ('Podaras 3' P.P. 22362)

**Lemon Candy™ Ninebark**

**Height:** 4-5' **Spread:** 4-5' **Zone:** 3



Vivid gold foliage from spring until late summer, when chartreuse tones emerge. Clusters of white flowers in late May and early June. The yellow foliage is a great contrast with the deep burgundy and purple tones of the other new Ninebarks. Use in mixed borders or as small hedges.

18", 24", 30" #3 Cont.....



**o. 'Obsidian'™**  
**Height:** 3-5' **Spread:** 3-5' **Zone:** 3

**Obsidian™ Ninebark**



The plant was selected as a chance seedling in our display garden and has glossy, deep obsidian blackish maroon foliage on a compact plant. Clusters of white flowers appear in late May to early June. Makes an excellent accent for the shrub border. Selected from a **native species**. **A Klyn Nurseries Introduction.**

18", 24" #3 Cont. ....

30" #5 Cont. ....

**o. Panther®**  
 ('N5' PPAF)

**Panther® Ninebark**

**Height:** 4-5' **Spread:** 2-3' **Zone:** 5



Panther® has sleek black foliage and stems contrasting nicely with the pink flowers on a compact, upright form.

18", 24" #3 Cont. ....



**o. Summer Wine®**  
 ('Seward' P.P. 14821)

**Summer Wine® Ninebark**

**Height:** 5-7' **Spread:** 5-7' **Zone:** 3



A dwarf compact growing ninebark which is the result of a cross between *o. 'Nana'* and *o. 'Diabolo'*. Rich purplish-red foliage contrasts nicely with the pinkish white button-like flowers in late May to early June. Looks great planted next to yellow or bright green foliage plants in the shrub border. Tolerates a wide range of soils, but must have full sun for best color. Selected from a **native** species.

18", 24" #3 Cont. ....

30", 36" #5 Cont. ....

We have decided to remove our pricing from our catalog. We are still listing all sizes that are currently and forecasted to be available. Please be aware that these listings are subject to change at any time. All of our pricing is on our availability.

**PHYSOCARPUS – Continued**



**o. Tiny Wine®**

('SMPOTW' P.P. 26749)

**Height:** 3-4' **Spread:** 4-5' **Zone:** 3

**Tiny Wine® Ninebark**



Forms a compact shrub with bronze maroon foliage all summer. Clusters of pink buds open to white flowers that contrast nicely with the dark foliage. The exfoliating bark exposes the light tan to red tinged inner bark, providing texture and winter interest. Selected from a **native** species.

18", 24" #3 Cont. ....

**SPRUCE**

**PICEA abies**

**Norway Spruce**

**Height:** 60-70' **Spread:** 30' **Zone:** 2



Fast growing, broad upright spruce with bright green foliage.

5', 6' B&B (August) .....

**a. 'Acrocona'**

**Acrocona Spruce**

**Height:** 6-10' **Spread:** 10-12' **Zone:** 3



Acrocona means with terminal cones on the ends of branches and is aptly named. Abundant purple-red cones appear each spring even in young plants. Forms a fascinating specimen plant with a broad pyramidal form in time.

3', 4', 5', 6' B&B.....

**a. 'Little Gem'**

**Little Gem Norway Spruce**

**Height:** 2-3' **Spread:** 2-3' **Zone:** 4



Perfect as a focal point, this specimen retains its very dwarf, dense habit, ultimately reaching a height of only three feet, with similar spread. Excellent for the rock garden.

12", 15" #3 Cont. ....

15", 18" #5 Cont. ....

**a. 'Nidiformis'**

**Bird's Nest Spruce**

**Height:** 3' **Spread:** 4-6' **Zone:** 2



Dwarf spreading form of Norway Spruce with a dense habit and flat top.

12", 15", 18" #3 Cont.....

18", 24" #5 Cont. ....

24", 30" B&B .....

**a. 'Pendula'**

**Weeping Norway Spruce**

**Height:** Variable **Spread:** Variable **Zone:** 2



The picturesque weeping branch habit gives this plant special interest throughout the year.

4', 5', 6', 7', 8', 9', 10', 12' B&B.....

**a. 'Pumila'**

**Dwarf Norway Spruce**

**Height:** 3-4' **Spread:** 3-5' **Zone:** 3



Dwarf, slow growing, globular shaped shrub wider than tall with short, dark green needles on a uniformly branched plant.

12" #3 Cont. (Summer) .....

18" #5 Cont.....

PICEA – Continued

**a. 'Repens' Spreading Norway Spruce**

**Height:** 3-4' **Spread:** 4-5' **Zone:** 2 ○ ●

A very uniform, dark green wide spreader that gradually builds up in the center. Its overlapping branches form layers.

18" #3 Cont.....

18", 24" #5 Cont.....

**bicolor 'Howell's Dwarf Tigertail' Howell's Dwarf Tigertail Spruce**

**Height:** 6' **Spread:** 4-5' **Zone:** 5 ○

A most colorful dwarf spruce with needles that are green on top and silver-blue underneath. The plant has a mounded to flat top form, becoming pyramidal with age unless upright branches are removed. An additional treat is the appearance of erect, reddish-purple cones in spring.

15", 18" #5 Cont.....

**glauca White Spruce**

**Height:** 40-60' **Spread:** 20-25' **Zone:** 3 ○ ●

Gray-green needles, slower growing than Norway Spruce. **Native** to northern U.S. 5', 6' B&B.....

**glauca 'Conica' Dwarf Alberta Spruce**

**Height:** 5-10' **Spread:** 4-5' **Zone:** 2 ○

A dwarf, slow growing spruce developing into a dense, narrow pyramid. Selected from a northern **native** species.

30", 36", 42" #5 Cont.....

4', 54" #10 Cont.....

**glauca 'Pendula' Weeping White Spruce**

**Height:** 10-15' **Spread:** 2-3' **Zone:** 3 ○

A stately evergreen that has a formal upright habit with gray-green foliage on stiffly downward sweeping branches that creates a fantastic impression on the observer. Selected from a northern **native** species.

30", 36", 48" #5 Cont.....

**omorika Serbian Spruce**

**Height:** 50-60' **Spread:** 20-25' **Zone:** 4 ○ ●

Its narrow, conical habit makes this one of the most admired spruces. The needles are glossy dark green with white stomatic lines underneath. Useful as specimen or in groups.

5' B&B.....

**omorika 'Nana' Dwarf Serbian Spruce**

**Height:** 3-5' **Spread:** 3-5' **Zone:** 3 ○ ●

Dwarf globose form, soft green needles with bluish underside. A very distinctive dwarf spruce.

18", 24" B&B.....

***When picking up orders:***

Be sure to bring a **TARP** suitable to protect your plants.

**PICEA – Continued**

**omorika ‘Pendula’**

**Weeping Serbian Spruce**

**Height:** 25' **Spread:** Variable **Zone:** 4



Same foliage as species. Upright habit with graceful curved weeping branches and branchlets. Beauty of this plant increases with age.

30", 36" #5 Cont. ....

4', 5' B&B.....

**orientalis**

**Oriental Spruce**

**Height:** 50-60' **Spread:** 20-25' **Zone:** 4



The lustrous dark green needles give this beautiful, slow growing spruce a black-green appearance. The graceful and attractive habit has value as a specimen in small areas.

**LIMITED SUPPLY – VISIT ONLINE AVAILABILITY**

**orientalis ‘Pendula’**

**Weeping Oriental Spruce**

**Height:** 8-12' **Spread:** 3-6' **Zone:** 4



Slow growing especially when young, the plant forms a narrow weeping pyramid. Short, dark green needles are arranged on pendulous lateral branches.

30", 36" #5 Cont. ....



**pungens glauca**

**Colorado Blue Spruce**

**Height:** 50-60' **Spread:** 20-25' **Zone:** 3



Selected for their blue color. Selected from a Western species.

4', 5' B&B.....

**p. ‘Blue Falls’**

**Blue Falls Spruce**

**Height:** 6-8' **Spread:** 3-4' **Zone:** 3



Graceful, upright weeping blue spruce has a dramatic weeping habit and strong vibrant blue color. Makes a striking specimen or focal plant.

5', 6', 7', 8' B&B.....

**p. ‘Blue Wave’**

**Blue Wave Blue Spruce**

**Height:** 12-15" **Spread:** 6-8' **Zone:** 3



After years of observation we are proud to introduce Blue Wave Blue Spruce. The plant becomes a low spreading mound of bright azure blue that does not form a leader and stays lower than any other form of Blue Spruce we have observed. Whether you use it as a ground cover, in the rock garden or draped over a wall it will bring excitement and interest to your landscape. **A Klyn Nurseries Introduction.**

18", 24" #5 Cont. ....



**p. ‘Fastigiata’**

**Columnar Blue Spruce**

**Height:** 10-15' **Spread:** 5' **Zone:** 3



Upright, compact, columnar grower that will broaden at the base with age yet keep its tight upright form. Great vertical accent with incredible blue color.

30", 36" #5 Cont. ....

4', 5', 6' B&B.....

**LIMITED AVAILABILITY . . .**

In our search for new plants, we accumulate many plants in limited quantities that are not listed in the catalog. Please call, email or fax us with your plant needs.

PICEA – Continued

**p. glauca ‘Globosa’** **Globe Blue Spruce**  
**Height:** 3' **Spread:** 4-5' **Zone:** 3 ○  
 Rounded, flat top globe spruce that at maturity is wider than high.  
**STD 30" HT 15", 18", 24" HD #5 Cont.** .....  
**STD 30" HT 30", 36", 42" HD B&B** .....  
**GLOBE 15", 18" #5 Cont. (June)** .....  
**GLOBE 18", 24" B&B** .....

**p. ‘Hoopsii’** **Hoops Blue Spruce**  
**Height:** 20-40' **Spread:** 15-25' **Zone:** 3 ○  
 Dense pyramidal form with spreading branches. Foliage is extremely glaucous blue. Often irregular in form.  
 5' B&B .....

**p. ‘The Blues’** **The Blues Weeping Blue Spruce**  
**Height:** Variable **Spread:** Variable **Zone:** 3 ○  
 The Blues is more strongly pendulous than any of the other forms of weeping blue spruce. The bright blue color of the needles make it a great accent to any garden.  
 4', 5', 6', 7', 8' B&B.....

**PIERIS japonica ‘Mountain Fire’** **Mountain Fire Andromeda**  
**Height:** 5-6' **Spread:** 5-6' **Zone:** 5 ◐ ○  
 The new foliage is fiery red against dark lustrous green mature leaves. Drooping clusters of white flowers in spring. Best in partial shade.  
 18", 24", 30" #5 Cont.....

**PINE**

**PINUS banksiana** **Jack Pine**  
**Height:** 35' **Spread:** 30' **Zone:** 5 ○  
 Open, spreading habit often shrubby and flat-topped at maturity. Adaptable to a wide range of soils and transplants readily. Useful in wind breaks and mass plantings or as an alternative for the free form style of Japanese Black Pine which are not reliably hardy in many areas. **Native** to northern U.S.  
 5', 6', 7', 8', 10', 12' B&B .....

**bungeana** **Lacebark Pine**  
**Height:** 30-35' **Spread:** 15-20' **Zone:** 4 ○  
 With age, the flaking bark creates a beautiful patchwork of colors ranging from white, red-brown, grey to green. Makes a good specimen tree, often multi-stemmed. Perfect for the small garden. Prefers well drained sites in a sunny location.  
 5' B&B.....

**cembra** **Swiss Stone Pine**  
**Height:** 25-30' **Spread:** 10-15' **Zone:** 4 ○  
 Narrow, densely columnar pyramid when young, becoming open and flat-topped with spreading, drooping branches at maturity. Useful as specimen or mass. Slow growing.

**LIMITED SUPPLY – VISIT ONLINE AVAILABILITY**

**PINUS – Continued**

**densiflora ‘Oculus-draconis’** **Dragon’s Eye Pine**

**Height:** 25-30’ **Spread:** 15-20’ **Zone:** 4 ○

Distinct yellow-banded needles. When viewed from above, the rings of color appear like an eye. A fascinating novelty.

**LIMITED SUPPLY – VISIT ONLINE AVAILABILITY**

**d. ‘Umbraculifera Compacta’** **Compact Tanyosho or Table Top Pine**

**Height:** 12’ **Spread:** 12-15’ **Zone:** 4 ○

Slow growing dwarf with fine, soft needles.

**LIMITED SUPPLY – VISIT ONLINE AVAILABILITY**

**heldreichii v. leucodermis** **Bosnian Pine**

**Height:** 30-40’ **Spread:** 15-20’ **Zone:** 5 ○

Slow growing tree with dark green, stiff needles. Salt tolerant. A great alternative to Austrian Pine, resistant to Diplodia Blight.

4’, 5’ B&B.....

**mugo** **Mugho Pine**

**Height:** 2-8’ **Spread:** 6-8’ **Zone:** 3 ○ ●

Can be maintained in a low mounded form or allowed to grow naturally as a loose bush.

12”, 15” #3 Cont. ....

18” #5 Cont.....

18”, 24”, 30” B&B.....

**STD** 18”, 30” HD B&B .....

**nigra** **Austrian Pine**

**Height:** 50’ **Spread:** 20-40’ **Zone:** 3 ○

Vigorous, dense grower with long dark needles. Shows tolerance to salt.

4’, 5’, 6’, 7’, 8’ B&B.....

**n. ‘Hornibrookiana’** **Dwarf Austrian Pine**

**Height:** 3-6’ **Spread:** 6-8’ **Zone:** 4 ○ ●

Originated from a witch’s broom found on an Austrian Pine in New York. When young, this pine is as tall as it is wide. Long stiff dark green needles.

18”, 24” #5 Cont. ....

18”, 24” B&B.....

**n. ‘Oregon Green’** **Oregon Green Austrian Pine**

**Height:** 18-20’ **Spread:** 15’ **Zone:** 4 ○ ●

The needles are shorter than the species and twist slightly along the stem giving a distinctive look to the plant. Striking white candles provide an attraction in spring. Useful as a specimen or as a screen.

8’, 9’, 10’ B&B.....

**parviflora ‘Fukai’** **Fukai Japanese White Pine**

**Height:** 10-15’ **Spread:** 5-8’ **Zone:** 4 ○

A dwarf upright evergreen conifer with blue green needles highlighted with light yellow. Prefers full sun in well drained soil.

30”, 36” #5 Cont. (June) .....

4’, 5’, 6’ B&B.....

**PINUS** – Continued

**parviflora var. glauca** **Blue Japanese White Pine**

**Height:** 30' **Spread:** 25' **Zone:** 5 ○  
 Dense blue foliage on a slow growing, open branched tree. Picturesque and distinctive garden plant.  
 5', 6', 7', 8' B&B .....

**strobiformis** **Border Pine**

**Height:** 30-40' **Spread:** 15-20' **Zone:** 5 ○  
 Looks much like an open form of native white pine but with soft textured, long bluish-green needles. Good as an individual specimen, group plantings or screening. Western **native**.  
 6', 7', 8' B&B.....

**strobos** **Eastern White Pine**

**Height:** 70-80' **Spread:** 20-35' **Zone:** 3 ○ ●  
 Soft bluish-green needles. Large and massive when mature, pyramidal when young. **Native**.  
 5', 6' B&B (August) .....

**LIMITED LARGER SIZES – VISIT ONLINE AVAILABILITY**

**strobos 'Nana'** **Dwarf White Pine**

**Height:** 4-6' **Spread:** 6-8' **Zone:** 3 ○ ●  
 Globe shaped, slow growing and compact. Selected from a **native** species.  
 15", 18" #5 Cont.....

**strobos 'Pendula'** **Weeping White Pine**

**Height:** Variable **Spread:** Variable **Zone:** 3 ○ ●  
 Irregular upright trunk with arching and pendulous branches. Selected from a **native** species.  
 5', 6', 7', 8', 10' B&B.....

**sylvestris** **Scotch Pine**

**Height:** 50-60' **Spread:** 30-40' **Zone:** 3 ○  
 Wide, fast growing, upright form. Twisted blue-green foliage. Becomes picturesque with age and develops a striking orange bark.  
 5', 6', 7', 8', 10' B&B.....

**sylv. 'Albyn's Prostrate'** **Albyn's Prostrate Scotch Pine**

**Height:** 12" **Spread:** 10-15' **Zone:** 3 ○  
 A ground cover form of scotch pine with thick, shiny, green needles. Originated at Albyn Nursery in Newark, Ohio.  
 18", 24" #5 Cont.....

**sylv. 'Bonna'** **Bonna Scotch Pine**

**Height:** 30-35' **Spread:** 20-25' **Zone:** 3 ○  
 The bluest Scotch Pine we have ever seen. The very large thick blue needles appear from orange-brown candles that in themselves are exciting. The plant is an open upright form that needs severe pruning to keep in form. Can grow more than 2' per year. An excellent background specimen for color contrast in the garden.  
 8', 10' B&B.....

**PINUS – Continued**

**sylv. 'Hillside Creeper'** **Hillside Creeper Scotch Pine**  
**Height:** 2-3' **Spread:** 10-15' **Zone:** 5 ○  
 Useful ground cover form with thick shiny green needles.  
 15", 18" #5 Cont. (July) .....

**PLATANUS x acerifolia 'Bloodgood'** **Bloodgood London Planetree**  
**Height:** 50-70' **Spread:** 40' **Zone:** 5 ○ ●  
 Broad, pyramidal tree with exfoliating bark that shows resistance to anthracnose.  
 Large green maple-like foliage turns yellow in the fall. Adaptable to adverse soil  
 conditions, heat, drought and city conditions. Good choice for parks, malls and  
 shopping centers.  
 1¾", 2", 2½", 3" B&B.....

**x acerifolia Exclamation!™** **Exclamation!™ London Planetree**  
**('Morton Circle')**  
**Height:** 60' **Spread:** 30' **Zone:** 4 ○ ●  
 Selected for its uniform, upright-pyramidal habit. It has a strong central leader  
 and is densely branched with a moderate growth rate and shows resistance to  
 frost cracking and anthracnose.  
 1¾", 2", 2½", 3" B&B.....

**x acerifolia 'Suttneri'** **Variegated London Planetree**  
**Height:** 50-70' **Spread:** 30' **Zone:** 5 ○ ●  
 As the tree matures the exfoliating bark peels away to reveal striking white bark  
 that rivals birch in color. As an added attraction the foliage is heavily streaked and  
 splashed with white variegation. Useful as a street tree or where a large specimen  
 is needed. Can be used as a cut back shrub at the back of a shrub border where  
 the large variegated foliage becomes the main attraction.  
 2", 2½", 3" B&B .....

**occidentalis** **American Sycamore**  
**Height:** 80' **Spread:** 60' **Zone:** 4 ○ ●  
 Sycamore develops a massive trunk with an open wide-spreading crown and has  
 leaves that can grow to nine inches in width. In winter, Sycamore's characteristic  
 large patches of creamy white inner bark are prominent making it a winter landscape  
 standout. **Native to Ohio.**  
 1¾", 2", 2½" B&B .....

**PONCIRUS trifoliata 'Flying Dragon'** **Flying Dragon Hardy Orange**  
**Height:** 6-8' **Spread:** 4-5' **Zone:** 5 ○ ●  
 Out to be noticed, this slow growing upright shrub has twisted green stems with  
 recurved spines and picturesque twisted branches. In spring the fragrant orange  
 blossoms are followed in fall by 2" bitter oranges. Use this interesting plant for a  
 tropical feel in the landscape or as a conversation piece to have an orange tree  
 in a northern garden.  
 18", 24" #3 Cont. ....  
 30", 36", 42" #5 Cont. (June) .....

***Visits are always welcome!***

Please call to schedule a tour or to tag your material.

**POPULUS deltoides 'Fuego'**

**Fuego Eastern Cottonwood**

**Height:** 30-50' **Spread:** 10-20' **Zone:** 4 ○

'Fuego' has rich, reddish purple leaves held on dark red stems speckled in beige; it will quickly make a bold statement in the landscape. Becomes a large columnar purple tree. It can be grown as a border plant, where its attractive purple foliage acts as a foil for other plants. To do this cut back hard every spring to encourage a flush of fresh, new foliage. Selected from an eastern U.S. **native**.

CLUMP 3', 4' #5 Cont. (Summer).....

**LIMITED B&B SUPPLY – VISIT ONLINE AVAILABILITY**

**tremuloides**

**Quaking Aspen**

**Height:** 60-80' **Spread:** 30' **Zone:** 2 ○

The small leaves tremble in the slightest breeze for a beautiful effect. It will grow in most any soil type and can be found in moist, shallow, rocky or clay soils.

**Native to Ohio.**

CLUMP 6', 8' #5 Cont. ....

TREE 6' #2 Cont. ....

TREE 6', 8' #5 Cont. ....

TREE 1¼", 2" B&B.....

**POTENTILLA**

**POTENTILLA fruticosa 'Abbotswood'**

**Abbotswood Potentilla**

**Height:** 2-3' **Spread:** 3-4' **Zone:** 2 ○

Bluish-green foliage, large pure white flowers. The best of the white flowering Potentillas. Selected from a **native** species.

**f. 'Goldfinger'**

**Goldfinger Potentilla**

**Height:** 2-3' **Spread:** 3-4' **Zone:** 2 ○

A superior Potentilla with abundant golden-yellow flowers up to 1½" across on a compact plant. Sun. Selected from a **native** species.

**f. 'Pink Beauty'**

**Pink Beauty Potentilla**

**Height:** 2-3' **Spread:** 3-4' **Zone:** 3 ○

Clear pink, semi-double flowers that hold their color better than any other pink form we have observed. When summer evenings are warm, flowers will fade quickly to a pleasing white. The plant has dark green foliage and a rounded form. Selected from a **native** species.

15", 18" #3 Cont. (June) .....

**tridentata 'Nuuk'**

**Nuuk Potentilla**

**Height:** 6" **Spread:** 12-18" **Zone:** 3 ○

Discovered in Greenland, 'Nuuk' is a very hardy, evergreen, low growing groundcover. Tiny white flowers cover the dark green glossy foliage from June to August. Perfect for the rock garden, front of the border or used as a groundcover. Prefers full sun in a well drained soil. Selected from a **native** species.

CLUMP 8" Squat Cont. ....

## PLUM & CHERRY

**PRUNUS cerasifera Purple Plunge™**      **Purple Plunge™ Weeping Purple Plum**



**(‘NCPR7’ PPTBS)** ○

**Height:** 7-10' **Spread:** 3-4' **Zone:** 5  
 Purple Plunge™ offers an intense purple splash of color with its pendulous weeping habit. Soft pink flowers in spring.  
 6' #10 Cont. (May) .....

**incise Little Twist®** **Little Twist® Cherry**

**(‘CarltonLT’)** ○

**Height:** 6-8' **Spread:** 6-8' **Zone:** 5  
 This small tree has distinct slender zig zag branches with deep green serrated foliage that turns red in fall. White flowers with pink centers appear in late April or early May. An interesting small tree for use near a deck or patio.  
**STD 3' HT 18" HD #5 Cont.**.....  
**STD 3' HT 18", 24" HD #10 Cont. (June)** .....

**‘Montmorency’** **Montmorency Cherry**

**Height:** 12-15' **Spread:** 12-15' **Zone:** 4 ○

Compact tree bearing abundant tangy red cherries great for pie.  
 6', 1¼", 1½" #10 Cont. (May) .....

**laurocerasus ‘Otto Luyken’** **Otto Luyken Cherry Laurel**

**Height:** 4' **Spread:** 5-7' **Zone:** 5 ○



A compact form of cherry laurel produces showy, fragrant erect spikes of white flowers. The glossy green foliage remains evergreen useful as a trimmed hedge, accent or massing.  
 15" #3 Cont. ....  
 18" #5 Cont. ....

**x ‘Okame’** **Okame Cherry**

**Height:** 20-25' **Spread:** 20' **Zone:** 5 ○

Early, small, clear pink, semi-double flowers are long lasting. Fine-textured dark green foliage turns yellow-orange to orange-red in fall on this upright oval ornamental tree.  
 5', 6' #5 Cont. ....  
 6', 1¼" #10 Cont. ....  
 TREE 1½", 1¾", 2" B&B .....

**sargentii** **Sargent Cherry**

**Height:** 20-40' **Spread:** 20-40' **Zone:** 4 ○



One of the hardiest cherries has polished reddish brown bark. The green leaves turn shades of orange, red and burgundy in fall. Useful as a garden specimen or urban tree. Perfect for use as a container plant or as a vibrant border.  
 1½", 1¾" #10 Cont. ....

***We offer Bulldog & Economy tarps for purchase.***

(See page 254 for pricing)

**PRUNUS – Continued**

**s. Pink Flair®** **Pink Flair® Cherry**  
**(JFS-KW58')** ○

**Height:** 20-25' **Spread:** 15' **Zone:** 3  
*Pink Flair®* has a symmetrical narrow, upright habit flowering later than most cherries with showy clusters of pink flowers. Fall foliage changes to shades of oranges and reds. One of the hardiest flowering cherries.  
 1¾", 2" B&B.....

**serrulata 'Kwanzan'** **Kwanzan Cherry**  
○

**Height:** 20-25' **Spread:** 15-20' **Zone:** 5  
 Large double pink flowers. Foliage reddish-copper in fall. Sun.  
 6' #5 Cont. (Summer).....  
 1¼" #10 Cont.....  
 1½", 1¾", 2", 2½", 3" B&B .....

**s. 'Snowgoose'** **Snowgoose Cherry**  
○

**Height:** 20' **Spread:** 20' **Zone:** 5  
 Single pure white flowers emerge before the foliage on this medium-fast grower. Upright when young, the tree broadens with age. Effective in a grouping, as a specimen or as an under the wire urban tree. It exhibits higher disease and insect resistance than most Prunus species. Red color in fall.  
 6' #5 Cont. ....  
 1¼", 1½" #10 Cont. ....  
 1¾", 2" #20 Cont.....  
 1½", 1¾", 2", 2½", 3" B&B .....

**x Snow Fountains®** **Snow Fountains® Weeping Cherry**  
**('Snofozam')** ○

**Height:** 10-15' **Spread:** 12' **Zone:** 4  
 Truly dwarf weeping cherry with long pendulous branches covered with snowy white flowers in spring. Perfect for use as a specimen in a small landscape or Japanese garden.  
 LB 5', 6' #5 Cont.....  
 LB 1¼", 1½" #10 Cont. ....  
 TG 1¾", 2", 2½" Cont. ....  
 GC 24" #5 Cont. (Summer).....  
 LB 1¾", 2", 2½", 3" B&B .....

**subhirtella 'Autumnalis'** **Autumn Flowering Cherry**  
○

**Height:** 20-30' **Spread:** 15-25' **Zone:** 5  
 Semi-double pink flowers will open sporadically in a warm fall, and then fully flower the following spring. Flowers are deep in bud, open to light pink and finally almost white. Growth habit includes forked trunk and erect, twiggy branches. Attractive garden specimen.  
 6' #5 Cont. ....

---

**NEED TO KNOW MORE ABOUT A PLANT?** Remember to review the Reference Charts on Bamboo p. 29, Bog and Marginal Plants p. 40, Ferns p. 77, Grasses p. 92-93, Deciduous Ilex p. 113, Malus p. 133, Shrub Roses p. 165 and Vines & Climbers p. 206-207.

**PRUNUS – Continued**

**s. 'Pendula' Weeping Japanese Cherry** ○

**Height:** 25-30' **Spread:** 20-25' **Zone:** 5  
 Graceful weeping habit and double pink flowers. Sun.  
 LB 5', 6' #5 Cont.....  
 LB 1 1/4" #10 Cont. ....  
 TG 1 1/4", 1 1/2", 1 3/4", 2", 2 1/2", 3" Cont. ....  
 LB 1 1/2", 1 3/4", 2" B&B .....  
 TG 2", 2 1/2", 3", 3 1/2", 4", 4 1/2" B&B .....

**s. Pink Snow Showers™ Pink Snow Showers™ Weeping Cherry**  
**('Pisnshzam')** ○

**Height:** 25-30' **Spread:** 20-25' **Zone:** 5  
 The graceful weeping form is covered by masses of fragrant, soft pink flowers in spring. Dark green foliage emerges coppery-bronze turning gold in fall and is resistant to shot hole disease.  
 LB 6' #5 Cont.....  
 LB 1 1/4", 1 1/2" #10 Cont. ....  
 LB 1 3/4", 2" #20 Cont. ....  
 TG 1 1/4", 1 1/2", 1 3/4", 2" Cont. ....  
 TG 2 1/2", 3" B&B.....

**virginiana 'Canada Red' Canada Red Chokecherry** ○

**Height:** 25' **Spread:** 20' **Zone:** 2  
 A small tree with a rounded, pyramidal form and dense foliage that is green at first, changing to maroon-red as leaves mature. In late April or early May 3-6" racemes of white flowers appear. Needs a soil that is well drained and has good aeration. Sun. Selected from a **native** species.  
 6' #5 Cont. ....  
 1 1/4" #10 Cont. (Summer) .....  
 1 3/4", 2", 2 1/2", 3" B&B.....

**x yedoensis Yoshino Cherry** ○

**Height:** 25' **Spread:** 25' **Zone:** 5  
 Rounded, spreading habit on this vigorous growing tree. Fragrant, single white to pink flowers in spring.  
 6' #5 Cont. ....  
 1 1/4" #10 Cont. (Summer) .....  
 1 1/2", 1 3/4", 2", 2 1/2", 3" B&B .....

**PSEUDOTSUGA menziesii Douglas Fir** ○

**Height:** 40-80' **Spread:** 15-20' **Zone:** 4  
 Soft blue-green to green foliage. Broad upright fir with graceful branching habit and attractive cones. Grown from **native** Rocky Mountain strain.  
 5', 6', 7', 8' B&B.....

**m. 'Emerald Twister' Emerald Twister Douglas Fir** ○

**Height:** 20' **Spread:** 12' **Zone:** 4  
 Usually a multi stemmed specimen with an upright habit. The unique twisting branches give the plant an irregular form looking like a living sculpture covered in soft green foliage. Great as an accent plant.  
 30", 36", 4' #5 Cont. ....

**PSEUDOTSUGA** – Continued

**m. 'Graceful Grace'** **Graceful Grace Weeping Douglas Fir**

**Height:** 15-25' **Spread:** 3-4' **Zone:** 4 ○

Forms an upright plant with graceful weeping branches and long blue-green curved needles. The branchlets hang along the main trunk while the leader grows irregularly upward making a very upright tree. Selected from a **native** Western species.

30", 36" #5 Cont. ....

10', 12', 14', 16' B&B.....

**m. 'Pendula'** **Blue Weeping Douglas Fir**

**Height:** 15-25' **Spread:** Variable **Zone:** 4 ○

Upright growing with undulating branches held close to the trunk. It can take a year to get going after transplanting, but worth the wait. Selected from a **native** Western species.

24", 30" #5 Cont. ....

8', 10', 12', 14' B&B.....

**PTELEA trifoliata** **Hop Tree or Wafer-ash**

**Height:** 15-20' **Spread:** 15-20' **Zone:** 3 ○ ●

A small tree or large shrub with a dense, rounded crown that prefers well-drained soils in sun or shade but will adapt to a wide range of soils. The lustrous dark green foliage and fragrant clusters of flowers that give way to winged hop-like fruit in late summer and fall make it a great addition to the shrub border or naturalized landscape. Host plant for Tiger Swallowtail Butterflies. Plant grown from **Native Ohio seed**.

18", 24", 30" #3 Cont. ....

**PYRACANTHA coccinea 'Red Column'** **Red Column Firethorn**

**Height:** 8-12' **Spread:** 8-10' **Zone:** 5 ○ ●

An upright growing form with bright red fruits and clean foliage.

15", 18", 24" #3 Cont. (Summer) .....

**c. 'Thornless'** **Thornless Firethorn**

**Height:** 8-12' **Spread:** 8-12' **Zone:** 5 ○ ●

A fascinating form with **no thorns** and an open habit of growth unlike any other firethorn. The foliage is large and clean against black stems that can be worked against a wall or structure as an espalier or for shadow effect. Fruit are large and bright orange in fall.

24", 30" #3 Cont. (Summer) .....

**PEAR**

**PYRUS calleryana 'Cleveland Select'** **Cleveland Select Pear**

**Height:** 30-35' **Spread:** 15' **Zone:** 4 ○

Narrow pyramidal form especially good for street tree planting. Tree is covered by white flowers in spring. Red fall color 3-4 weeks earlier than Bradford. **Please note that ornamental pear have proven to be invasive in some areas of the country.**

1¾", 2", 2½", 3" B&B.....

**PYRUS – Continued**

**FRUITING PEAR**

**'Bartlett'**

**Bartlett Pear**

**Height:** 20-25' **Spread:** 15-20' **Zone:** 5



Bartlett produce large, juicy, highly flavored sweet fruit. Fruiting pears grow best in slightly acidic, moist but well drained soil.

1¼" #10 Cont. ....

1½", 1¾" #10 B&B.....

**OAK**

**QUERCUS alba**

**White Oak**

**Height:** 60-80' **Spread:** 45-50' **Zone:** 3



Pyramidal when young, upright rounded to broad-rounded habit with wide-spreading branches at maturity. Foliage is dark green changing in fall from brown to reddish-purple. Majestic **native** tree for large areas.

1¾", 2", 2½" B&B.....

**bicolor**

**Swamp White Oak**

**Height:** 50-60' **Spread:** 40-50' **Zone:** 4



Good **native** tree with a broad rounded head and distinctive light brown flaky bark. Easy to transplant and will grow in poor, drained soils as well as upland sites.

1¾", 2", 2½", 3" B&B.....

**cerris**

**Turkey Oak**

**Height:** 40-60' **Spread:** 40-50' **Zone:** 5



A striking round headed tree with small rounded lobed leaves and 1" long acorns. Adaptable to clay soils and alkaline conditions.

**LIMITED SUPPLY – VISIT ONLINE AVAILABILITY**

**coccinea**

**Scarlet Oak**

**Height:** 50' **Spread:** 40' **Zone:** 4



Large tree more tolerant of high pH soils than Pin Oak. Foliage is similar to Pin Oak and known for its bright red fall color and persistent leaves. **Native to Ohio.**

6' #5 Cont. ....

**LIMITED B&B SUPPLY – VISIT ONLINE AVAILABILITY**

**dentata 'Pinnatifida'**

**Cut-Leaved Japanese Emperor Oak**

**Height:** 15-20' **Spread:** 10-15' **Zone:** 4



Also known as Daimyo Oak. The large gray leaves on this **exceptionally rare** Japanese tree are deeply divided into narrow lobes and displayed on stout, fuzzy shoots. A striking slow growing tree that will not likely outgrow its place in the garden.

5', 6' #5 Cont. (Summer) .....

2", 2½" B&B .....



**We employ OHIO CERTIFIED NURSERY TECHNICIANS.**

**QUERCUS** – Continued

**glandulifera** **Konara Oak**  
**Height:** 25-35' **Spread:** 15-25' **Zone:** 4 ○

The shiny leaves have slight serrations on the edges and are a perfect background for the miniature mahogany acorns that can form singly but often in clusters of 3 in the fall. This slow growing oak can fit into a small garden or possibly even as an under the wire tree for urban plantings. We have not seen this tree over 25' tall in Ohio.

**LIMITED SUPPLY – VISIT ONLINE AVAILABILITY**

**imbricaria** **Shingle Oak**  
**Height:** 50-60' **Spread:** 50-60' **Zone:** 4 ○

Foliage unfolds red, changes to glossy dark green in summer, and turns russet-red in fall. Autumn foliage often persists through winter, and aids in screening. Large **native** tree for lawns and other large plantings.  
 1¾", 2", 2½" B&B.....

**macrocarpa** **Bur Oak**  
**Height:** 50-70' **Spread:** 50-70' **Zone:** 3 ○

A good **native** oak with interesting corky branches developing a massive trunk and a broad crown. Does well in a broad range of soils from acid to alkaline.  
 1¾", 2", 2½", 3", 3½", 4" B&B.....

**michauxii** **Swamp Chestnut Oak**  
**Height:** 60-70' **Spread:** 60-70' **Zone:** 5 ○

Swamp Chestnut Oak forms a large upright oval to rounded tree. Easy to transplant and will grow in poorly drained soils as well as upland sites. Useful for parks, golf courses or where a large specimen can be used under less than perfect conditions. **Native** to central Midwest and eastern U.S.  
 2½", 3" B&B.....

**muehlenbergii** **Chinquapin Oak**  
**Height:** 40-50' **Spread:** 40-50' **Zone:** 4 ○

Chinquapin Oak has coarsely toothed chestnut-like leaves against gray scaly bark. Makes a durable, large specimen adaptable to dry conditions and alkaline soils. Useful in parks, golf courses and where a large specimen is needed.  
 2", 2½", 3" B&B.....

**palustris** **Pin Oak**  
**Height:** 60-70' **Spread:** 25-40' **Zone:** 4 ○

Dense, pyramidal form with downward growing lower branches. Fast growing **native**.  
 2", 2½", 3", 3½", 4", 4½" B&B.....

**p. 'Green Pillar'** **Green Pillar Pin Oak**  
**Height:** 50-60' **Spread:** 12-15' **Zone:** 4 ○

A pin oak with ascending branches and a narrow, dense crown. Found as a seedling of Crownright Oak. The glossy dark green leaves turn maroon red in fall. Use in tight spaces or where a columnar form is needed. Selected from a **native** species.

**LIMITED SUPPLY – VISIT ONLINE AVAILABILITY**

**QUERCUS – Continued**

**prinus** **Chestnut Oak**  
**Height:** 60-70' **Spread:** 50-60' **Zone:** 4 ○  
The tree is pyramidal when young, becoming oval to rounded with age. Bark is deeply fissured and black in color. Foliage is a lustrous green and chestnut-like in appearance. Grows naturally on poor, dry upland sites and will adapt to harsh landscape conditions such as parking lot islands. **Native.**  
**LIMITED SUPPLY – VISIT ONLINE AVAILABILITY**

**robur** **English Oak**  
**Height:** 40-60' **Spread:** 40' **Zone:** 5 ○  
Vigorous upright to broadly rounded tree. Excellent for lawns, parks and as a street tree.  
2", 2 1/2" B&B .....

**robur 'Filicifolia'** **Cutleaf English Oak**  
**Height:** 25-35' **Spread:** 25-35' **Zone:** 5 ○  
Unique cutleaf foliage contrasts nicely with the large acorns. The tree has an upright yet irregular habit that can be used as a garden specimen.  
**SOLD OUT**

**robur 'Salfast'** **Salfast English Oak**  
**Height:** 50-70' **Spread:** 15' **Zone:** 5 ○  
A fast growing narrow cultivar of English Oak with unusual unlobed narrow leaves reminiscent of willow. An unusual and durable performer with a formal habit ideal as an accent, in groups or as hedging for vertical accent..  
**SOLD OUT**

**rubra** **Red Oak**  
**Height:** 60-75' **Spread:** 50' **Zone:** 4 ○  
Quick growing, broad headed large tree. Large leaves turn from rich green to deep red in the fall. **Native.**  
6' #5 Cont. ....  
1 1/4", 1 1/2" #10 Cont. ....  
1 3/4" #20 Cont. (Fall) .....  
1 3/4", 2", 2 1/2", 3" B&B .....

**shumardii** **Shumard Oak**  
**Height:** 40-60' **Spread:** 40-60' **Zone:** 4 ○  
A stately, broad headed tree that develops a wide spread with age. Leathery dark green foliage turns russet-red in fall. **Native** to midwest.  
2", 2 1/2" B&B .....

**variabilis** **Chinese Cork Oak**  
**Height:** 70-90' **Spread:** 40-60' **Zone:** 5 ○  
Attractive, deeply fissured, corky gray bark with rich green foliage. Prefers a rich, moist, well drained soil or sandy loam in full sun. Useful as a large shade tree in parks and residential landscapes.  
3, 3 1/2" B&B .....

**QUERCUS – Continued**

**x waryi Kindred Spirit®**

**Kindred Spirit® Oak**

(‘Nadler’ P.P. 17604)

**Height:** 35’ **Spread:** 6’ **Zone:** 4



This hybrid is a result of a cross of *Q. robur* ‘Fastigiata x *Q. bicolor*’ with hybrid vigor and mildew resistance. The tree has a narrow, upright habit ideal for use in narrow spaces where a tall narrow form is desired.

**AVAILABLE SPRING 2022**

**RHAMNUS frangula Fine Line®**

**Fine Line® Fern LeafBuckthorn**



(‘Ron Williams’ P.P. 14791)

**Height:** 5-7’ **Spread:** 2-3’ **Zone:** 4



The fine textured fern-like foliage of *R. ‘Asplenifolia*’ with the upright, narrow habit of *R. ‘Columnaris*’ will make it useful for narrow hedges or as an accent specimen. A great choice for the perennial garden or in a patio container with its unique texture and narrow habit.

24", 30" #3 Cont. ....

36" #5 Cont. ....

**RHODODENDRON**

**RHODODENDRON ‘Boursault’**

**Boursault Rhododendron**

**Height:** 5’ **Spread:** 5’ **Zone:** 5



Lilac flowers on a compact plant.

**catawbiense ‘Album’**

**Catawbiense Album Rhododendron**

**Height:** 6’ **Spread:** 6’ **Zone:** 4



Soft lilac buds open to pure white flowers. Durable and reliable performer.

**‘Chionoides’**

**Chionoides Rhododendron**

**Height:** 3-4’ **Spread:** 4-6’ **Zone:** 5



White with yellow eye. Compact and wide growing with long, light green foliage.

**‘Cunningham White’**

**Cunningham White Rhododendron**

**Height:** 3-4’ **Spread:** 4-6’ **Zone:** 5



White with yellow eye on a compact plant.

**‘Edith Bosley’**

**Edith Bosley Rhododendron**

**Height:** 4-5’ **Spread:** 4-5’ **Zone:** 5



Strong purple buds open to deep reddish purple flowers held in trusses of 12-15. The bushy, compact plant has dark green foliage.

**‘English Roseum’**

**English Roseum Rhododendron**

**Height:** 6-8’ **Spread:** 6-8’ **Zone:** 5



Light rose flowers, good vigorous grower.

**CONTINUED ON NEXT PAGE**

**RHODODENDRON – Continued**

**‘Helliki’** **Helliki Rhododendron**  
**Height:** 5' **Spread:** 5' **Zone:** 4 ◐ ○ ●

Originating in Finland, the plant forms a dense compact mound with large, scarlet-red to deep violet-red, funnel-shaped flowers that are borne in trusses of 8 to 12 during late spring.

**‘Lee's Dark Purple’** **Lee's Dark Purple Rhododendron**  
**Height:** 6-8' **Spread:** 6-8' **Zone:** 5 ◐ ○ ●

Deep purple buds open to medium purple trusses. Compact, broad habit.

**‘Nova Zembla’** **Nova Zembla Rhododendron**  
**Height:** 5-7' **Spread:** 5-6' **Zone:** 5 ◐ ○ ●

Dark red flowers are displayed against a background of dark green, slightly reflexed foliage.

**‘P. J. M.’** **P.J.M. Rhododendron**  
**Height:** 4' **Spread:** 4' **Zone:** 4 ○ ◐ ●

Lavender-pink flowers cover entire plant at Forsythia blooming time. The green foliage of summer changes to mahogany-bronze in October. Does better in sunny location than in shade.

**‘Purpureum Elegans’** **Purpureum Elegans Rhododendron**  
**Height:** 6-8' **Spread:** 6-8' **Zone:** 4 ◐ ○ ●

Dark purple-violet flowers on a compact, rounded plant. Flowers open to a clear, pure color.

**‘Roseum Elegans’** **Roseum Elegans Rhododendron**  
**Height:** 6-8' **Spread:** 6-8' **Zone:** 4 ◐ ○ ●

Lavender-pink flowers are reliably hardy withstanding temperature extremes better than most hybrids. Plant is upright growing and vigorous.

**‘Yaku Princess’** **Yaku Princess Rhododendron**  
**Height:** 3-4' **Spread:** 4-5' **Zone:** 4 ◐ ○ ●

Slow growing and dense, maturing wider than high. Pink buds open to nearly white flowers in mid May. Long green leaves have a suggestion of felt-like indumentum on their undersides.

**ALL VARIETIES NOT AVAILABLE IN ALL SIZES**

18", 24", 30", 36" #5 Cont.....

18", 24", 30", 36" B&B.....

**RHODOTYPOS scandens** **Black Jetbead**  
**Height:** 3-6' **Spread:** 4-8' **Zone:** 4 ◐ ● ○

Mounded, loosely branched shrub good for shady areas and shrub borders. White Kerria-like flowers in summer are followed in fall by shiny jet-black bead-like berries that persist all winter. Can be used where little else will grow, including extremely polluted areas.

**SOLD OUT**

# SUMAC

**RHUS aromatica**

**Fragrant Sumac**

**Height:** 3-4' **Spread:** 6-8' **Zone:** 3



Wide spreading plant with aromatic foliage. Good bank cover because of its rapid underground growth. **Native** to eastern U.S.

15", 18", 24" #3 Cont.....

**a. 'Gro-low'**

**Gro-low Fragrant Sumac**

**Height:** 30" **Spread:** 6-8' **Zone:** 4



A low growing plant rapidly spreading to form a mass for groundcover or bank control. Fall color is scarlet to orange. Sun. Selected from a **native** species.

#1 Cont. ....

15", 18", 24" #3 Cont.....

**chinensis 'September Beauty'**

**September Beauty Chinese Sumac**

**Height:** 12-25' **Spread:** 12-25' **Zone:** 5



Large growing background shrub or flat-topped small tree can fill an area as wide as tall. The large, bright green foliage can lend a tropical appearance to the landscape. Foliage turns shades of yellow, orange and red in the fall. Masses of huge white paniced flowers appear in late August to early September, putting on a spectacular show. Plants have never set seed.

CLUMP 4' #5 Cont. (Summer) .....

CLUMP 5', 6', 8', 10', 12' B&B .....

**copalina 'Creel's Quintet'**

**Creel's Quintet Shining Sumac**

**Height:** 8-10' **Spread:** 8-10' **Zone:** 5



This unusual cultivar of the **native** Shining Sumac has only 5 leaflets instead of the normal 15-21. The thick and glossy dark green foliage lives up to the name Shining Sumac and is a real attention getter. In late fall the foliage turns a brilliant scarlet to burgundy. White clusters of flowers appear in late August. The plant is more compact and a slower grower than the species and can slowly colonize. Use as a specimen or for massing. We are growing plants as small trees for specimen use or in large containers. Selected from a **native** species.

30", 36" #3 Cont. ....

4', 5', 6' #5 Cont. ....

**c. 'Lanham's Purple'**

**Lanham's Purple Shining Sumac**

**Height:** 8-10' **Spread:** 8-10' **Zone:** 5



An outstanding form of **native** Shining Sumac with purple new growth darkening to burgundy green over summer and changing to shades of purple, red, orange and yellow in the fall. Wonderful when used as a transition from the garden to the natural landscape. Plant in sun for best color. Selected from a **native** species.

3' #3 Cont. ....

4', 5' #5 Cont. ....

5', 6' B&B.....



This symbol denotes our addition of new varieties and cultivars in response to the increased demand of often hard to find material.

**RHUS – Continued**

**c. var. latifolia Prairie Flame™ ('Morton')**

**Prairie Flame™ Shining Sumac**

**Height:** 4-6' **Spread:** 4-6' **Zone:** 4



This male clone was selected for its compact habit, clean glossy foliage, attractive yellowish-white flowers in early to mid August and brilliant red-orange fall color. Selected from **native** species and adaptable to a wide variety of soils including hot dry areas. Useful as a naturalizer for large areas, banks, highways and large commercial plantings.

**SOLD OUT**

**glabra 'Laciniata'**

**Cutleaf Smooth Sumac**

**Height:** 8' **Spread:** 6-8' **Zone:** 2



Branches are smooth. The stems of the compound leaves are reddish in color with crisp green deeply cut leaflets in summer, turning a bright red in autumn. Green fruit turns scarlet in fall. Selected from a **native** species.

- 3' #3 Cont. ....
- 4', 5' #5 Cont. ....

**typhina**

**Staghorn Sumac**

**Height:** 10-12' **Spread:** 12-15' **Zone:** 3



Excellent for naturalizing, massing, waste areas, banks, cuts and fills. The plants have fuzzy branches and clusters of red fruit. **Native.**

- 2', 3' #3 Cont. (Summer) .....

**t. 'Laciniata'**

**Cutleaf Staghorn Sumac**

**Height:** 8' **Spread:** 10-12' **Zone:** 3



Finely divided foliage gives almost tropical appearance. Beautiful orange and red fall color. Useful as specimen or container plant. Selected from a **native** species.

- 3' #3 Cont. ....
- 4' #5 Cont. (June) .....
- 4', 5', 6' B&B.....

**t. Tiger Eyes®**

**Tiger Eyes® Staghorn Sumac**

**('Bail Tiger' P.P. 16185)**

**Height:** 6' **Spread:** 6' **Zone:** 4



This new growth is vivid chartreuse green, quickly changing to bright yellow. The new leaf stems are fuzzy purplish-pink and form a dramatic contrast with the lemon lime foliage. In fall the foliage turns a luminous combination of yellow, orange and intense scarlet. Use as a specimen or in the shrub border or for massing in full sun. Drought tolerant and adaptable to most soil types. Selected from a **native** species.

- 18", 24" #3 Cont. (Summer) .....



**RIBES alpinum**

**Alpine Currant**

**Height:** 3-5' **Spread:** 5-6' **Zone:** 2



Dense glossy leaved shrub suitable for hedges in open or shady areas. Very responsive to shearing.

- 15", 18" #3 Cont. (June) .....
- 18", 24" B&B.....

**RIBES – Continued**

**alpinum ‘Green Mound’**

**Height:** 2-3' **Spread:** 2-3' **Zone:** 4

Dense growing shrub more compact and mounded in form than the species. ○ ● ●

12", 15" #3 Cont. ....

18", 24", 30" B&B .....

**Green Mound Alpine Currant**

**ROBINIA pseudoacacia ‘Purple Robe’**

**Height:** 30-40' **Spread:** 25-30' **Zone:** 4

Showy, fragrant, wisteria like violet purple racemes cover the tree in spring. The ○

oval to upright canopy has bluish-green foliage that emerges burgundy in spring.

Very adaptable to urban conditions and tolerant to deicing salt.

2", 2 1/2" B&B .....

**Purple Robe Black Locust**

**SHRUB ROSES**

**Shrub roses are produced on their own root for improved hardiness.**

**ROSA Bonica®**

**Bonica® Rose**



**(‘Meidomonac’)**

**Height:** 3-5' **Spread:** 5' **Zone:** 4

Everblooming shrub rose with 3" double pink flower clusters. Useful broad hedge or low screen. (June) ○

**Carefree Delight™**

**Carefree Delight™ Rose**



**(‘Meipotal’)**

**Height:** 30-36" **Spread:** 4' **Zone:** 4

Clusters of delicate single pink flowers have a bright white eye zone and continue to appear from early summer until frost. The plant is a mounded mass of small, deep green foliage on arching canes of up to 5 feet. Produced on its own root. ○

**Carefree Sunshine™**

**Carefree Sunshine™ Rose**



**(‘Radsun’ P.P. 13063)**

**Height:** 3-4' **Spread:** 3-4' **Zone:** 4

Brilliant yellow semi double flowers with vivid orange stamens do not fade in the heat are displayed against glossy, medium green foliage. Black spot resistant. (June) ○

**Carefree Wonder™**

**Carefree Wonder™ Rose**



**(‘Meipetac’)**

**Height:** 3' **Spread:** 3' **Zone:** 4

Bright pink bicolor with a white eye. Carefree because of its disease resistance and hardiness. ○

**Julia Child™**

**Julia Child™ Rose**



**(‘WEKvossutono’ P.P. 18473)**

**Height:** 3-4' **Spread:** 3-4' **Zone:** 2

Butter gold old fashioned blooms have a licorice and spice fragrance. The plant has a rounded, bushy form with glossy foliage and good disease resistance. (June) ○

**ROSA – Continued**

**Lovely Fairy**

(‘Spevu’ P.P. 10701)

**Height:** 3-4’ **Spread:** 3-4’ **Zone:** 3

The same graceful clusters of flowers as Fairy Rose but with deep, vibrant pink flowers. The plant shows the same glossy, clean green foliage resistant to black spot. Useful for mass plantings or low hedges.

**Lovely Fairy Rose**



**palustris**

**Height:** 3-6’ **Spread:** 3-6’ **Zone:** 4

The fragrant, single pink flowers appear in midsummer and give way to reddish orange hips that provide food for wildlife. The plant forms a dense shrub with arching branches and disease resistant foliage on slender reddish canes. It is ideal for naturalized areas and native plantings. **Native** to Ohio.

**Swamp Rose**



**rugosa**

**Height:** 4-6’ **Spread:** 4-6’ **Zone:** 2

Single fragrant pink flowers against rich green foliage, June to September. Large red fruits. Salt tolerant. (June)

**Rugosa Rose**



**rugosa ‘Alba’**

**Height:** 4-6’ **Spread:** 4-6’ **Zone:** 2

The same vigorous disease resistant plant as the species. Fragrant white flowers June to September. Large red hips. (June)

**White Rugosa Rose**



**setigera**

**Height:** 6-12’ **Spread:** 8-10’ **Zone:** 5

Prairie Rose is a wide spreading shrub with arching and spreading canes and numerous 2" pink flowers in June and July that turn to red hips in autumn. Shiny dark green foliage turns deep red to purple in fall. **Native** to Ohio.

**Prairie Rose**



**Take It Easy®**

(‘WEKyoopedko’ P.P. 26816)

**Height:** 2-3’ **Spread:** 2-3’ **Zone:** 5

Dark green, glossy foliage is the background for the clusters of red with light pink reverse flowers of this repeat blooming rose.

**Take It Easy® Rose**



**‘The Fairy’**

**Height:** 3-4’ **Spread:** 4’ **Zone:** 3

Graceful clusters of soft pink rosette blossoms from June till frost. The glossy green foliage and mounding habit are ideal for mass plantings or low hedges.

**The Fairy Rose**



















SHRUB #3 Cont. ....

---

**NEED TO KNOW MORE ABOUT A PLANT?** Remember to review the Reference Charts on Bamboo p. 29, Bog and Marginal Plants p. 40, Ferns p. 77, Grasses p. 92-93, Deciduous Ilex p. 113, Malus p. 133, Shrub Roses p. 165 and Vines & Climbers p. 206-207.

## LANDSCAPE SHRUB ROSES

VARIETY	HEIGHT	SPREAD	FORM	HEDGING	BORDER	SPECIMEN	MASSING	GROUND COVER	COLOR	HIPS	FRAGRANCE
'Bonica'®	3-5'	5'		X	X	X	X		Dbl. Pink	X	X
Carefree Delight™	3'	4'		X		X	X	X	Pink		
Carefree Sunshine™	3'	4'		X		X	X	X	Semi-dbl Yellow		
Carefree Wonder™	3'	3'		X		X	X	X	Bright Pink Bicolor		
Drift® Series	18"	2-3'			X		X	X			
Julia Child™	3-4'	3-4'				X			Butter Gold		X
Knock Out® Series	3'	3-4'		X	X	X	X				
Lovely Fairy	3'	3-4'		X			X	X	Dp. Pink		
'Meidiland Red'®	1'	5-6'					X	X	Sgl. Red		
'Meidiland White'®	2½'	5'			X		X	X	Dbl. White		
Pavement Series	3-3½'	3-3½'		X	X			X		X	X
palustris	3-6'	3-6'		X			X		Sgl. Pink	X	X
rugosa & cvs	4-6'	4-6'		X			X			X	X
setigera	6-12'	8-10'		X			X		Pink	X	
Take It Easy®	2-3'	2-3'		X		X	X		Red-LT. Pink Reverse		
'The Fairy'	3'	3-4'			X		X		Dbl. Light Pink		

### *Online Availability*

**klynnurseries.com**

Visit our website

Sales Staff      Availability\*

Hot List\*      Klyn Catalog 2021\*

Quote Form      Plant List & Lectures

Illustrated Catalog

E-mail addresses

About Us

Directions

**Password: route84**

**ROSA – Continued**


**CLIMBING ROSES**


These roses are excellent for use on fences, pergolas, trellises and pillars. In general, do not cut back to ground as with tea roses. Climbers tend to bloom best on old wood.


**‘Blaze’** **Blaze Rose**  
**Height:** 8-12' **Spread:** Variable **Zone:** 5 ○  
 This profuse blooming red is probably the most popular climber. Bloom size is 2-3". Oval, medium green foliage. Slight fragrance.


**‘New Dawn’** **New Dawn Rose**  
**Height:** 8-12' **Spread:** Variable **Zone:** 5 ○  
 Favored by landscape designers for its large fragrant pale pink double flowers and glossy, disease resistant foliage. (June)  
 15", 18" #3 Cont. ....


**DRIFT GROUNDCOVER ROSES**

**Coral Drift®** **Coral Drift® Rose**  
 **(‘Meidrifora’ P.P. 19148)** ○  
**Height:** 18" **Spread:** 2 1/2' **Zone:** 4  
 Coral Drift® Rose is a true groundcover rose with bright coral orange flowers. A prolific bloomer, it continually produces heavy bloom and is self cleaning from early spring thru hard frost. All shrub roses should be cut back to 4-6" in early spring for maximum growth and flowering. (June)


**Lemon Drift®** **Lemon Drift® Rose**  
 **(‘Meisentmil’ P.P. 20635)** ○  
**Height:** 18" **Spread:** 1 1/2-2 1/2" **Zone:** 4  
 This groundcover rose has a bushy, compact and rounded habit with flowers that open lemon yellow and mature to cream. Foliage is deep green and disease tolerant. Use as a border edging, massing or groundcover. (June)

**Peach Drift®** **Peach Drift® Rose**  
 **(‘Meiggili’ P.P. 18542)** ○  
**Height:** 18" **Spread:** 2' **Zone:** 4  
 Very floriferous shrub rose with soft peach blooms that cover the plant from late spring to the first freeze. Strong disease resistance. (June)


**Pink Drift®** **Pink Drift® Rose**  
 **(‘Meijocos’ P.P. 18874)** ○  
**Height:** 18" **Spread:** 3' **Zone:** 4  
 Deep pink flowers bloom in abundance throughout the season. Combines well with perennials or near the front of the border or for massing. (June)


**Popcorn Drift®** **Popcorn Drift® Rose**  
 **(‘Novarospor’ P.P. 24773)** ○  
**Height:** 18" **Spread:** 2' **Zone:** 5  
 Clusters of small flowers open yellow and fade to cream white. The overall impression is yellow and cream, reminiscent of buttery popcorn. (June)


**ROSA – Continued**


	<b>Red Drift®</b>	<b>Red Drift® Rose</b>
	('Meigalpio' P.P. 17877)	○
	<b>Height:</b> 18" <b>Spread:</b> 2 1/2' <b>Zone:</b> 4	
	Petite red flowers provide a stunning effect when used at the front of the border. Works well as a natural drape over a rock wall. (June)	
	SHRUB #3 Cont. ....	


**KNOCK OUT ROSES**


	<b>Coral Knock Out®</b>	<b>Coral Knock Out® Rose</b>
	('Radral' P.P. 19803)	○
	<b>Height:</b> 3-4' <b>Spread:</b> 3-4' <b>Zone:</b> 4	
	Unique coral flowers bloom from spring through fall on an upright, rounded shrub. Shiny deep green disease resistant foliage. Young leaves are bronze red.	

	<b>Double Knock Out®</b>	<b>Double Knock Out® Rose</b>
	('Radtko' P.P. 16202)	○
	<b>Height:</b> 3-4' <b>Spread:</b> 3-4' <b>Zone:</b> 4	
	This sister seedling of Knock Out® rose is as disease resistant as the original with double red flowers. The plant is slightly smaller and perfect for the small garden.	

	<b>Knock Out®</b>	<b>Knock Out® Rose</b>
	('Radrazz' P.P. 11836)	○
	<b>Height:</b> 3-4' <b>Spread:</b> 3-4' <b>Zone:</b> 4	
	Total blackspot resistance has been achieved with this new shrub rose. Forms a rounded bush with dark moss green foliage and cherry red blossoms that start in early June and continue until frost.	

	<b>Peachy Knock Out®</b>	<b>Peachy Knock Out® Rose</b>
	('Radgor' P.P. 25628)	○
	<b>Height:</b> 3-4' <b>Spread:</b> 3-4' <b>Zone:</b> 4	
	Flowers are pink on the outside with a yellow center blending to a peachy pink. Color intensifies with cooler temperatures. Strong disease resistance makes this a landscape workhorse.	

	<b>Petite Knock Out®</b>	<b>Petite Knock Out® Rose</b>
	('Meibenbino' P.P. 30811)	○
	<b>Height:</b> 18" <b>Spread:</b> 18" <b>Zone:</b> 5	
	A miniature version of the original Knock Out® Rose. It has non-fading bright red flowers on top of dark, shiny green disease resistant foliage. (June)	

	<b>Pink Double Knock Out®</b>	<b>Pink Double Knock Out® Rose</b>
	('Radtkopak' P.P. 18507)	○
	<b>Height:</b> 3-4' <b>Spread:</b> 3-4' <b>Zone:</b> 5	
	The hot pink version of Double Knockout has the same wonderful features of the original. The tight compact form blends well in any part of the landscape. (June)	

---

***When picking up orders:***  
Be sure to bring a **TARP** suitable to protect your plants.

**ROSA – Continued**



**Pink Knock Out®**

('Radcon' P.P. 15070)

**Height:** 3-4' **Spread:** 4-5' **Zone:** 4

Blooms are a powerful pink against mossy green foliage with blue hues. The plant begins flowering in spring and continues until frost. A tough and hardy shrub rose with outstanding disease resistance. (June)

**Pink Knock Out® Rose**



**Rainbow Knock Out®**

('Radcor' P.P. 17346)

**Height:** 2-3' **Spread:** 3-4' **Zone:** 4

Coral pink buds open to flowers ranging from orange to pure pink and yellow, followed by showy orange hips in fall. Makes a compact and floriferous plant that is unaffected by black spot.

**Rainbow Knock Out® Rose**



**Sunny Knock Out®**

('Radsunny' P.P. 18562)

**Height:** 3-4' **Spread:** 4-5' **Zone:** 5

Fragrant bright yellow flowers fade quickly to a pastel cream. The dark, semi-glossy foliage contrasts nicely with the bright blooms and is very disease resistant. (June)

**Sunny Knock Out® Rose**



**White Knock Out®**

('Radwhite' P.P. 20273)

**Height:** 3-4' **Spread:** 3-4' **Zone:** 4

A blizzard of single white roses cover the plant from late spring through frost. The compact form and good disease tolerance make it a top performer in the landscape. This compact form is ideal as a border or hedge plant for full season color accent. (June)

**White Knock Out® Rose**



SHRUB #3 Cont.....

**MEIDILAND ROSES**



**White Meidiland®**

('MEIcoublan')

**Height:** 2½' **Spread:** 5' **Zone:** 5

This robust landscape rose is well suited for large bed or hillside plantings. The blooms are double and up to 4" across and cover the bush repeatedly.

**White Meidiland® Rose**



SHRUB #3 Cont. ....

**PAVEMENT ROSES**

These roses have the hardiness and resilience of rugosa types, combined with compact form and abundant flowering.

**'Pink Pavement'**

**Height:** 3' **Spread:** 3' **Zone:** 2

Intensely fragrant semi-double pink flowers on a compact rounded shrub are followed by scarlet red rose hips that are showy throughout the winter.

**Pink Pavement Rose**



**ROSA – Continued**

**‘Purple Pavement’**

**Height:** 3' **Spread:** 3½' **Zone:** 2

Purple red semi-double flowers with a yellow heart are produced in small trusses. Dark red hips are showy against the dark green foliage in late summer and fall. Excellent for hedges or mass planting.

**Purple Pavement Rose**



**‘Snow Pavement’**

**Height:** 3' **Spread:** 4' **Zone:** 3

Dark green foliage provides a subtle background to pink buds opening to very fragrant semi-double white flowers tinged with pink. Large red hips add winter interest. (June)

**Snow Pavement Rose**



SHRUB #3 Cont.....

**RUBUS cockburnianus**

**Height:** 6-8' **Spread:** 5-6' **Zone:** 5

Strong growing, upright, thorny purple stems are covered with a vivid white bloom, which is outstanding in winter. In summer, the plant is covered by attractive fern-like foliage that is pale green above and white beneath. Small rose-purple flowers appear in May. Prune out old stems after flowering to promote strong, colorful new stems. An outstanding plant for the shrub border especially for the **winter garden**. SHRUB #5 Cont. ....

**White Stemmed Bramble**



**c. ‘Golden Vale’**

**Height:** 5-6' **Spread:** 5-6' **Zone:** 5

A handsome and prickly briar, Rubus cockburnianus 'Golden Vale' has bright golden leaves all summer and in winter, dazzling, chalky white arching stems. The lovely golden yellow foliage makes this an eye-catching ornamental plant in the summer and the white stems give fantastic winter interest. Pruning back in early spring encourages it to produce vigorous upright stems with particularly good winter stem color. Excellent accent plants in every season.

**Golden Vale**



SHRUB #3 Cont. ....

**odorata**

**Height:** 8-10' **Spread:** 8-10' **Zone:** 4

Upright shrub with purplish-pink, fragrant showy flowers 1-1/2 to 2" across in June and July. Fruit is red and flattened. Shade tolerant, best planted toward back of a shrub border or for naturalizing in a shady area. **Native**.

**Thimble Berry**



18", 24", 30" #3 Cont.....

**WILLOW**

**SALIX alba ‘Flame’**

**Height:** 18-20' **Spread:** 10-12' **Zone:** 5

The name describes it well. A great willow to use as a cut back shrub. The bright orange-red stems color in mid to late fall and last to brighten the winter garden until spring. It will stay well behaved when cut back and will not take over the garden. The green leaves of summer turn a bright golden yellow in fall and hold their golden color creating a striking contrast to the branches in the autumn landscape. If allowed to grow uncut as a clump it can be used as a tall windbreak.

**Flame Willow**



SHRUB #3 Cont.....

36", 4' B&B .....

**SALIX – Continued**

**alba 'St. Oedenrode'** **St. Oedenrode White Willow**

**Height:** 40-50' **Spread:** 10-12' **Zone:** 3 ○

The narrow pyramidal form is ideal for windbreaks and living screens. The clean silvery green foliage and disease tolerance makes for a great summer show. The plant originated in the Netherlands and is named after the town where it was found.  
2", 2 1/2" B&B .....

**alba 'Silver Column'** **Silver Column Willow**

**Height:** 30-40' **Spread:** 10-15' **Zone:** 3 ○

A fast growing willow with an upright habit and striking silvery foliage that shimmers in sunlight. A great alternative to Russian Olive where silver foliage is desired and a formal upright habit. Useful as an upright specimen or narrow screen.

5', 6' #5 Cont. ....  
1 3/4", 2", 2 1/2" B&B .....

**alba 'Tristis'** **Niobe or Golden Weeping Willow**

**Height:** 40-50' **Spread:** 50' **Zone:** 3 ○

Broad spreading, weeping form with long drooping branches and golden bark.  
**Spring dig only.**

6', 8' #5 Cont. ....  
2", 2 1/2", 3", 3 1/2" B&B .....

**caprea 'Pendula'** **Weeping Pussy Willow**

**Height:** 5-6' **Spread:** 5-8' **Zone:** 4 ○

A handsome weeping form that can be used as a groundcover, trained on a standard to produce a small weeping tree, or grown serpentine.

TG 1 YR HD #5 Cont. ....

**x cottettii 'Bankers'** **Bankers Willow**

**Height:** 5-6' **Spread:** 5-6' **Zone:** 5 ○ ●

Prostrate branches root well in moist soil, making it a great plant for stream bank erosion control, but also well adapted to drier sites. Moderately shade tolerant. Does well in a variety of soils. Developed by the USDA for erosion control along streams.

SHRUB #3 Cont. ....

**discolor** **Pussy Willow**

**Height:** 15-20' **Spread:** 12-15' **Zone:** 4 ○ ●

Large shrub or small tree with silvery catkins that appear before the leaves. Likes wet areas.

SHRUB #3 Cont. ....

**elaeagnos** **Rosemary Willow**

**Height:** 15-20' **Spread:** 10-15' **Zone:** 4 ○ ●

The long linear Rosemary-like leaves are initially grayish and finally dark green above and whitish below and clothe the reddish stems. Use as a foliage plant for contrast in the garden whether as a backdrop for a perennial bed, in the shrub border or the foundation planting. Prune to ground in early spring to maintain the plant at a 5-8' size in the garden.

SHRUB #3 Cont. ....

**SALIX – Continued**

**gracilistyla 'Mt. Aso'**

**Mt. Aso Japanese Pussy Willow**

**Height:** 12-15' **Spread:** 10' **Zone:** 4



Mt. Aso has beautiful bright pink male catkins appearing in March and April. The fuzzy buds slowly elongate as they open to almost 2" long. They make great cut branches for forcing in January and February. Cut back to 1-2' every couple of years to maintain good flower production. Attractive, blue-cast foliage adds color and presence to the landscape during the remainder of the growing season.

SHRUB #5 Cont.....

**integra 'Hakuro Nishiki'**

**Hakuro Nishiki Willow**

**Height:** 5-8' **Spread:** 5-8' **Zone:** 5



Striking variegated pink and white ornamental Japanese cultivar occupies very little space within a small garden. Annual autumn or early spring pruning is advised to encourage new shoots and color for the following season. Plants supplied in spring will be cut to pot.

SHRUB #3 & #5 Cont. (Summer) .....

TG 2 YR HD #5 Cont. (Summer) .....

**interior**

**Sandbar Willow**

**Height:** 3-9' **Spread:** 5-8' **Zone:** 2



This **native Ohio** willow is typically found as a small shrub on gravel bars and mudflats throughout the state. The glossy branches and long green leaves add color and interest to the landscape. The plant spreads by underground stems and can form large colonies. Useful for **soil stabilization** near stream banks.

SHRUB #3 Cont.....

**nigra**

**Black Willow**

**Height:** 30-50' **Spread:** 30-35' **Zone:** 4



Black Willow prefers moist or permanently wet soil and is often found **native** along stream banks throughout **Ohio and the eastern U.S.** It's dense root system is excellent for soil stabilization and erosion control or be used as an ornamental where a fine-textured shade tree is desired. It can be grown as a large shrub or medium sized tree..

SHRUB #3 Cont. (Summer) .....

TREE 6' #5 Cont. (Summer) .....

TREE 1 3/4", 2" B&B .....

**purpurea 'Nana'**

**Dwarf Blue Arctic Willow**

**Height:** 5-7' **Spread:** 3-6' **Zone:** 3



A finely branched shrub with small narrow grayish leaves and slender purplish-red twigs. Does well in wet areas, or in average garden soils. Useful as a hedge.

SHRUB #3 Cont.....

---

Pricing has been removed from our catalog, and is available through the nursery, on our website, or our availability. **Contact the nursery or use the contact form on our website to receive weekly availabilities via email!**

**SALIX – Continued**

**repens var. nitida**

**Silver Creeping Willow**

(aka **Salix arenaria**)

**Height:** 2-4' **Spread:** 4-6' **Zone:** 3



This well behaved willow has beautiful red stems and small yellow catkins. The leaves are silvery-gray. Produces a uniform mound, plus striking red stems in winter. Prefers moist sandy soils but will adapt to drier sites.

SHRUB #3 Cont. ....

TG SPECIMEN #10 Cont. ....

**x Scarlet Curls®**

**Scarlet Curls® Willow**

(‘**Scarcuzam**’)

**Height:** 30' **Spread:** 15-20' **Zone:** 5



Small ornamental tree with twisted branches and leaves. In winter, color of dormant twigs and branches intensifies in hues of gold, coral and scarlet. **Spring dig only.**

CLUMP 4', 5' #5 Cont. ....

**sericea**

**Silky Willow**

**Height:** 4-12' **Spread:** 6-10' **Zone:** 5



A small tree or large shrub found along stream banks and bogs. Useful for bank stabilization and a naturalizer in native plantings creating cover for wildlife. **Native** to Ohio.

SHRUB #3 Cont. ....

## ELDERBERRY

**SAMBUCUS canadensis ‘Johns’**

**Johns American Elderberry**

**Height:** 5-12' **Spread:** 5-12' **Zone:** 4



Multi-stemmed shrub with spreading and arching branches. White flowers in early summer are followed by clusters of purple and black fruits in August and September. The cultivar Johns is a selection of the **native Ohio** species with abundant large clusters of fruit suitable for eating or for wildlife. Useful for jellies, wine and attracting birds. Good **native** plant near wet areas or for naturalizing.

24", 30", 36" #3 Cont. ....

**c. ‘Laciniata’**

**Cutleaf American Elderberry**

**Height:** 8-10' **Spread:** 8-10' **Zone:** 4



The deeply divided leaflets are dark green on a mounded shrub. Attractive white flowers in late June are followed by large clusters of blue-black fruit. Useful in partially shaded gardens in background or as specimen. Selected from a **native** species.

24", 30" #3 Cont. (Summer) ....

---

**Visit the Plant Lists & Lectures Tab**  
at [klynnurseries.com](http://klynnurseries.com) for a complete  
listing along with other plant suggestions.

**SAMBUCUS – Continued**



**nigra Black Lace®**

('Eva' P.P. 15575)

**Height:** 8-10' **Spread:** 8-10' **Zone:** 5

A totally new elderberry that has dark purple finely cut foliage, which gives an exotic appeal. Pink buds open to lacy white blossoms in late May and early June. Makes an excellent specimen plant or useful in containers.

18", 24" #3 Cont. ....

30" #5 Cont. (Summer) .....

**Black Lace® Elderberry**



**n. Black Tower™**

('Eiffel 01' P.P. 23633)

**Height:** 6-8' **Spread:** 3-4' **Zone:** 5

Large serrated leaves emerge green turning black as they mature and are displayed on strong vertical stems. The unusual vertical habit of growth forms it into a narrow tower. At a distance the clusters of flowers appear pink in early summer and are replaced by clusters of black fruit in fall.

18", 24" #3 Cont. ....

24", 30" #5 Cont. ....

**Black Tower™ Elderberry**



**n. Golden Tower**

('Jandeboer001')

**Height:** 8-10' **Spread:** 3-4' **Zone:** 5

'Golden Tower's' columnar habit shimmers with golden, lacy leaves. The clusters of white flowers in spring are followed by red berries in late summer providing contrast against the golden foliage.

18", 24", 30" #3 Cont.....

**Golden Tower Elderberry**



**SASSAFRAS albidum**

**Height:** 20-40' **Spread:** 15-25' **Zone:** 4

A **native** tree with picturesque branching habit and fragrant irregular leaves. Brilliant orange to scarlet autumn color. Excellent for naturalized plantings, roadsides or residential landscaping. Prefers a loamy, acid, moist but well drained soil.

30" #3 Cont. (Summer) .....

3', 4' #5 Cont. ....

**Sassafras**



**SCHIZOPHRAGMA SPECIES & CVS. – SEE VINE SECTION & CHARTS**

**SCIADOPITYS verticillata**

**Height:** 20-30' **Spread:** 10-12' **Zone:** 4

For foliage effect as well as texture this conifer ranks among the best. An extremely slow, compact pyramid with thick glossy green needles, almost prehistoric in appearance. Its unusual texture makes it a valuable addition to any landscape. Rare and unusual.

24", 30", 36" #5 Cont.....

**Umbrella Pine**



**SOPHORA japonica 'Pendula'**

(aka *Styphnolobium j.* 'Pendula')

**Height:** 10-15' **Spread:** 6-10' **Zone:** 5

A picturesque small, weeping tree with stiffly drooping branches. Makes an unusual specimen with a rounded habit. Flowers are produced in large terminal panicles in late summer. Widely used in China as an ornamental weeping tree. Rarely seen in this country.

1 3/4", 2" #20 Cont. ....

**Weeping Pagoda Tree**



**SOPHORA – Continued**

**japonica ‘Regent’ Regent Scholar Tree**

**(aka Styphnolobium j. ‘Regent’)**  
**Height:** 40-50' **Spread:** 35-45' **Zone:** 4 ○

The tree forms a large rounded canopy even at a young age. Glossy dark green compound leaves form a great background to the showy white flowers that appear in mid to late summer. Young trees have green bark and hold this color for many years. Tolerates a wide variety of conditions including a tolerance of urban conditions.

1¾", 2", 2½" B&B.....

**japonica ‘Winter Gold’ Winter Gold Scholar Tree**

**(aka Styphnolobium j. ‘Winter Gold’)**  
**Height:** 10-15' **Spread:** 10-12' **Zone:** 5 ○

Winter Gold produces vibrant shades of lemon yellow new leaves from late spring into summer slowly changing to a yellowish green. Fall foliage is a rich golden yellow. The tree has rich golden yellow twigs and branches in winter creating a bright accent in the winter garden. Ideal as a small specimen tree.

**LIMITED SUPPLY**

**SORBARIA sorbifolia False Spirea**

**Height:** 6-10' **Spread:** 6-10' **Zone:** 2 ○ ●

Beautiful fern-like foliage. Large plumes of creamy white flowers in June and July. Suckers freely to form a nice mass in the landscape, remaining full to the base. Shade tolerant.

24", 30", 36" #5 Cont.....

**s. ‘Sem’® P.P. 16336 Sem® False Spirea**

**Height:** 3' **Spread:** 3' **Zone:** 2 ○ ●

Compact form of *Sorbaria sorbifolia* with bronze new foliage. New growth has bronzy tips that contrast with the yellow-green young foliage. White clusters of flowers are borne at the tip of the branches giving it the appearance of a giant Astilbe. Equally happy in small groups, as a specimen or in a pot on the patio in full sun or part shade.

18", 24" #3 Cont.....

24", 30" #5 Cont.....

**SORBUS alnifolia Korean Mountain Ash**

**Height:** 30-40' **Spread:** 20-30' **Zone:** 4 ○ ●

An upright to rounded tree, not resembling other Mountain Ash. The leaves are simple, lustrous, dark green, turning shades of yellow to gold and orange in fall. Abundant clusters of white flowers in spring turn into pinkish-red fruits in the fall. Makes an excellent specimen tree for lawn areas and is not susceptible to the problems of other mountain ashes.

**LIMITED SUPPLY – VISIT ONLINE AVAILABILITY**




---

**Sign up for our NEWSLETTER**

Educational information; highlighting particular plants and access to our most recent availability

SIGN UP by email, call, or fax us your information.

# SPIRAEA

## SPIRAEA alba

## White Meadowsweet

**Height:** 3-6' **Spread:** 3-6' **Zone:** 4



Called 'Meadowsweet' because of the pleasant fragrance of its mid summer flowers. Narrow toothed light green leaves turn yellow in fall. The species is most suitable for naturalistic landscaping and rain gardens. It prefers a rich, moist organic soil. **Native** to Ohio and eastern U.S.

SHRUB #3 Cont.....

## albiflora

## Japanese White Spirea

**Height:** 2-3' **Spread:** 2-3' **Zone:** 3



White flowers framed by rich green foliage appear June to August on new wood. Excellent facing plant, mass or filler in the shrub border.

SHRUB #3 Cont.....

## betulifolia 'Tor'

## Tor Spirea

**Height:** 3-4' **Spread:** 3-4' **Zone:** 3



The compact rounded habit and masses of tightly packed flower clusters create a truly compact **Snowy Mound** in May. Fall foliage is a spectacular mix of gold, yellow, bronze, and red in autumn.

SHRUB #3 Cont.....

## x bumalda 'Anthony Waterer'

## Anthony Waterer Spirea

**Height:** 3' **Spread:** 4-5' **Zone:** 3



New foliage is brownish-red changing to a bluish-green. Carmine pink flower clusters appear in June and last into August. Foliage changes to reddish-purple in November. Good for foundation planting, borders or massing.

SHRUB #3 Cont. (June).....

## x b. 'Goldflame'

## Goldflame Spirea

**Height:** 2-3' **Spread:** 3-4' **Zone:** 4



Bright golden spring color develops tips of orange to copper with pink flowers. After blooming, trim lightly and the bright new growth and flowers will appear again.

SHRUB #3 Cont.....

## x b. 'Lemon Princess'

## Lemon Princess Spirea

**Height:** 2-3' **Spread:** 3-4' **Zone:** 3



A compact, hardy shrub with new shoots starting bronze-red, maturing to a yellow that does not fade with summer heat. Blooms attractive pink flowers in summer. Likes full sun.

SHRUB #3 Cont.....

## x cineria 'Grefsheim'

## Grefsheim Spirea

**Height:** 4-5' **Spread:** 4-5' **Zone:** 4



Small white flowers in dense clusters cover the leafless branches in April giving the shrub the appearance of a white cloud. Forms a dense shrub as wide as tall with graceful narrow foliage.

SHRUB #3 Cont.....

**SPIRAEA – Continued**

**x 'Goldmound'** **Goldmound Spirea**  
**Height:** 18-24" **Spread:** 2-3' **Zone:** 4 ○

Produces a low mound of golden-yellow foliage with pink flowers in June and July. Holds color well all season.

SHRUB #3 Cont. (June).....

**japonica 'Little Princess'** **Little Princess Spirea**  
**Height:** 18-24" **Spread:** 3' **Zone:** 4 ○ ●

A compact, dense shrub with small leaves and pink flowers all summer. Attractive groundcover or specimen plant.

SHRUB #3 Cont.....

**j. Magic Carpet** **Magic Carpet Spirea**  
**('Walbuma')**

**Height:** 18" **Spread:** 2' **Zone:** 3 ○

A dwarf spiraea with vibrant red leaf tips above a backdrop of bright gold foliage and deep pink flowers in summer. Useful as a groundcover or bedding plant.

SHRUB #3 Cont.....

**j. 'Shirobana'** **Shirobana Spirea**  
**Height:** 2-3' **Spread:** 3-4' **Zone:** 4 ○ ●

An interesting selection with deep rose-pink and white flowers on the same plant. Forms a nice mound. Shirobana has been renamed **Spirea Shibori**.

SHRUB #3 Cont.....

**x 'Neon Flash'** **Neon Flash Spirea**  
**Height:** 3' **Spread:** 3' **Zone:** 4 ○ ●

Dense mounding shrub, purple new growth changing to green. Flowers are vivid red late spring through fall.

SHRUB #3 Cont.....

**nipponica 'Snowmound'** **Snowmound Spirea**  
**Height:** 3-5' **Spread:** 4-5' **Zone:** 4 ○ ●

An excellent dwarf shrub with dense dark green foliage and masses of pure white flowers in May.

SHRUB #3 Cont.....

30", 36" B&B.....

**thunbergii 'Ogon'** **Ogon Spirea**  
**Height:** 3-5' **Spread:** 3-5' **Zone:** 4 ○

A beautiful Japanese selection with bright yellow fine textured foliage all season long. Covered in attractive white flowers in late April or early May. Use as a mass with perennials or for a bright spark of color in the border.

SHRUB #3 Cont.....

**Sign up for our NEWSLETTER**

Educational information; highlighting particular plants and access to our most recent availability

SIGN UP by email, call, or fax us your information.

**SPIRAEA – Continued**

**tomentosa**

**Steeplebush**

**Height:** 3-6' **Spread:** 3-6' **Zone:** 4



Known for its spires of showy pink flowers, Steeplebush also has excellent foliage that turns bright gold and auburn in fall. *Spiraea tomentosa* is similar in appearance to cultivated Spiraeas. Useful in native plantings and rain gardens. **Native** to Ohio and the Midwest. Found in moist meadows, along stream banks and bogs.

SHRUB #3 Cont. (June) .....

**x vanhouttei**

**Van Houtte Spirea**

**Height:** 5-6' **Spread:** 6-8' **Zone:** 4



Pure white flowers in May on a plant with an open graceful habit of growth.

SHRUB #3 Cont.....

**STAPHYLEA trifolia**

**American Bladdernut**

**Height:** 10-15' **Spread:** 10-12' **Zone:** 4



An interesting **native** for the shade garden or for naturalizing. Stems are greenish-gray with linear white fissures which are quite attractive. Greenish-white bell-shaped flowers appear in spring followed in autumn by inflated pale green capsules that change to light brown as the season progresses. Prefers moist, well-drained soils and can perform in partial to dense shade.

30", 36" #3 Cont. ....

36", 4' #5 Cont. (June) .....

**STEPHANANDRA incisa 'Crispa'**  
**(aka Neillia)**

**Cutleaf Stephanandra**

**Height:** 2-3' **Spread:** 3-5' **Zone:** 5



Rapid growing, low spreading, very dense branches are covered with deeply cut, fine textured leaves. Excellent choice for low hedge, ground cover or hillside planting. Nice for trailing over walls. Best in shady areas.

12", 15", 18" #3 Cont. ....

**STEWARTIA koreana**

**Korean Stewartia**

**Height:** 20' **Spread:** 15' **Zone:** 5



The glossy green leaves of summer take on hues of brilliant orange to red in fall and are displayed against exfoliating silvery bark. Large white flowers with golden anthers appear in mid summer. Prefers organically rich, acid soil and sunny location protected from hot afternoon sun.

CLUMP 6' #10 Cont. ....

**pseudocamellia**

**Japanese Stewartia**

**Height:** 20-30' **Spread:** 15-20' **Zone:** 5



A magnificent small to medium-sized pyramidal tree with dark green leaves changing to an autumn display of scarlet and reddish-purple. Camellia-like white flowers appear in mid summer. Has attractive reddish-brown exfoliating bark. Prefers organically rich, acid soil and sunny location protected from hot afternoon sun.

CLUMP 4', 5', 6' #5 Cont. ....

TREE 5', 6' #5 Cont. ....

**STYRAX americanus**

**American Snowbell**

**Height:** 8-10' **Spread:** 8-10' **Zone:** 5



American Snowbell becomes a small tree or can be grown multiple stem with white pendant bells that hang from the branches in May. Provide a moist but well drained location with an eastern exposure protected from hot afternoon sun.

**Native** to southeastern U.S. Selected from a hardy seed source.

TREE 6' #5 Cont. ....

TREE 1 1/4", 1 1/2" #10 Cont. ....

TREE 1 3/4" #20 Cont. ....

**japonicus**

**Japanese Snowbell**

**Height:** 12-18' **Spread:** 12-18' **Zone:** 5



White bell-shaped pendant flowers, June-July. Makes a striking specimen. An ideal large shrub or small tree to combine with azalea, kalmia and rhododendron. Sun or partial shade in a protected part of the garden. Selected from a hardy seed source.

6' #5 Cont. ....

1 1/4" #10 Cont. ....

**obassia**

**Fragrant Snowbell**

**Height:** 20-25' **Spread:** 20-25' **Zone:** 5



White fragrant flowers are borne in 4 to 8 inch long racemes in May and early June. Can be used as a large shrub or small tree in sun or partial shade in a protected part of the garden.

6' #5 Cont. ....

**SYMPHORICARPOS albus**

**Common Snowberry**

**Height:** 3-6' **Spread:** 3-6' **Zone:** 3



Dainty pink flowers in July with conspicuous white berries in fall. Useful in the shrub border or for holding banks. Adaptable to most soils, sun or shade. **Deer resistant.**

18", 24", 30" #3 Cont. ....

**x chenaultii 'Hancock'**

**Prostrate Chenault Coralberry**

**Height:** 2' **Spread:** Groundcover **Zone:** 4



Low spreading plant excellent for groundcover, bank retention or low shrub border. Clusters of rose pink berries in fall. Sun or shade. **Deer resistant.**

10" #1 Cont. ....

**x doorenbosii Marleen®**

**Marleen® Snowberry**

**('Ariso' P.P. 14536)**

**Height:** 3-4' **Spread:** 3-4' **Zone:** 3



Small whitish-pink flowers appear throughout the summer, forming terminal clusters of bright pink berries that start ripening in September and last into December. Useful for its fall fruit displays in the mixed border or behind the perennial garden. Cut branches for winter bouquets. **Deer resistant.**

18", 24", 30" #3 Cont. ....

# LILAC

**SYRINGA x chinensis 'Lilac Sunday'**

**Lilac Sunday Lilac**

**Height:** 12' **Spread:** 12' **Zone:** 4



Pale purple fragrant flowers appear in May and are produced in abundance. Flowers are produced not only at the branch tips but from lateral buds along the stems for two or more feet. The plant has an arching habit and small leaves. Excellent mildew resistance.

3', 4' B&B .....

**x hyacinthiflora**

**Early Flowering Lilac**

**Height:** 10-12' **Spread:** 10-12' **Zone:** 3



This group of hybrid lilacs is growing in popularity as people start to understand how problem free they are. They are a group of crosses of *S. oblata* and *S. vulgaris* made by several breeders. Characteristics include flower color, fragrance, hardiness, mildew resistance and in some instances good reddish-purple fall foliage.

'Assessippi' – Single lavender. Highly fragrant.

'California Rose' – Single clear pink flowers.

'Maiden's Blush' – Pink to pink lavender single flowers.

'Mt. Baker' – Single white.

'Pocahontas' – Deep maroon-purple buds open to single violet florets.

'Royal Purple' – Deep royal purple double.

**VARIETIES MAY NOT BE AVAILABLE IN ALL SIZES**

30", 36", 4' B&B.....

**julianae 'Hers'**

**Juliana Hers Weeping Lilac**

**Height:** 5-7' **Spread:** 3-5' **Zone:** 4



A small delicate leaved lilac with a gentle weeping habit and fragrant, pendulous light mauve flowers. This lilac is not commonly found and can become a focal point for garden design. Plants are own root and staked to tree form to show off their delicate beauty.

6' #5 Cont. ....

**j. 'Red Pixie'**

**Red Pixie Lilac**

**Height:** 4-6' **Spread:** 4-6' **Zone:** 4



Selected from a group of seedlings of *S. julianae 'Hers'* probably crossed with *S. meyeri*. The flowers are a dark reddish purple fading to a pale pink. The leaves are small like *S. meyeri* on a rounded plant with somewhat horizontal branches.

24", 30" #5 Cont. ....

30", 36", 4' B&B .....

**meyeri**

**Palabin Lilac**

**Height:** 4-6' **Spread:** 5-7' **Zone:** 5



A compact dwarf lilac with small foliage. A profuse fragrant bloomer with lavender flowers.

18", 24" #5 Cont. ....

18", 24", 30" B&B.....

**STD 36" HT 15" HD #5 Cont. (Summer)** .....

**SYRINGA – Continued**

**patula ‘Miss Kim’**

**Miss Kim Lilac**

**Height:** 6-7' **Spread:** 5-6' **Zone:** 4



Dark glossy green foliage turns burgundy-red in fall. Fragrant pale lilac flowers bloom mid May-June when other lilacs have finished. Useful as a specimen or in the border.

- 18", 24" #5 Cont. ....
- 24", 30", 36", 42" B&B.....
- STD 36" HT 15" HD #5 Cont. (Summer) .....**

**pekinensis**

**Peking Lilac**

**Height:** 20-25' **Spread:** 15-20' **Zone:** 3



Similar in habit to Japanese Tree Lilac with smaller darker green leaves and clusters of fragrant flowers which are slightly smaller and whiter contrasting nicely with the foliage. The bark is shiny, coppery colored and exfoliating with prominent lenticels similar to a cherry tree. It can be grown either as a single stem or large multiple stemmed specimen.

- CLUMP 5', 6' B&B .....

**p. Great Wall™**

**Great Wall™ Peking Lilac**

**(‘WFH2’ PPAF)**

**Height:** 20-25' **Spread:** 12-15' **Zone:** 3



Finally a Peking lilac with great form! The upward sweeping branches give the tree an overall upright oval form, ideal for under the wire street tree use or as a small flowering ornamental tree. Sparkling white clusters of flowers appear in mid June. The cherry-like bark exfoliates adding to the beauty of the tree. Dark green glossy foliage turn shades of gold in fall. **A Klyn Nurseries Introduction.**

- 6' #5 Cont. ....
- 1½", 1¾", 2" B&B .....

**x persica**

**Persian Lilac**

**Height:** 6-8' **Spread:** 5-10' **Zone:** 3



Graceful shrub with upright arching branches and small bluish-green foliage. Fragrant flowers in 2-3" long panicles are pale lilac in mid-May. Makes a good screen or garden specimen. Sun.

- 30", 3', 4' B&B .....

**LATE BLOOMING LILACS**

**Height:** 8-10' **Spread:** 6-10' **Zone:** 2-3



The late blooming lilacs bloom about two weeks later than the common lilacs and include the Preston Hybrids. They are fragrant, robust plants that can be more tree like and resistant to powdery mildew..

**‘Alexander’s Pink’** – Large light pink flowers and spicy fragrance  
**‘Nocturne’ (Preston)** – Profuse bloomer with deep violet buds opening to a lilac-pink.

- 3', 4', 5' B&B.....

---

**Are you receiving our weekly availabilities?**

Call or sign up through the contact form  
 at [klynnurseries.com](http://klynnurseries.com)

**SYRINGA – Continued**

**reticulata Ivory Silk™**

**Ivory Silk™ Tree Lilac** ○

**Height:** 20' **Spread:** 15' **Zone:** 3

Sturdy, compact form of *S. reticulata* blooming at an early age with enormous panicles of creamy white flowers. Dark green summer foliage. Nice specimen for a small landscape, as a street tree, good in groups or near large buildings.

6' #5 Cont. (June) .....  
 1½", 1¾", 2" B&B .....

**vulgaris**

**Common Lilac** ○

**Height:** 12-15' **Spread:** 8-12' **Zone:** 2

Seedling grown plants with delicate, fragrant flowers, ranging in shades of light blue to purple in May. Makes a good informal hedge or screen. Useful in the shrub border or in groups. Sun.

30", 3', 4' B&B .....

**vulgaris hybrids**

**French Hybrid Lilac** ○

**Height:** 8-15' **Spread:** 6-12' **Zone:** 3

Medium to large size shrub. Sweetly scented flowers are produced in dense, conical panicles in May and June.

‘Albert Holden’ – Deep violet with silver undersides. (Fiala)

‘Krasavitsa Moskvj’ – Double white flowers.

‘Sensation’ – Single, rich purple edged in white. (Fall)

‘Yankee Doodle’ – Deep, dark purple flowers. (Fiala)

30", 3' B&B .....

**v. ‘Weston's Rainbow’**

**Weston's Rainbow French Lilac** ○

**Height:** 8-10' **Spread:** 8-10' **Zone:** 3

New foliage emerges with tones of bronze, yellow, orange and pink creating a unique color splash for several weeks fading to green after the single blue flowers emerge.

18", 24" #3 Cont. ....



**TAMARIX ramosissima ‘Pink Cascade’**

**Pink Cascade Tamarisk** ○

**Height:** 10-15' **Spread:** 8-10' **Zone:** 2

Rosy flower spikes all summer are accented by the feathery silver-blue foliage. Can be cut back hard in spring. Tolerant of poor, dry soil and salt. One of the hardiest varieties. Useful as a specimen or in the shrub border.

SHRUB #3 Cont. ....

**TAXODIUM distichum**

**Bald Cypress** ○

**Height:** 50-70' **Spread:** 20-30' **Zone:** 4

Unusual **native** conifer with pale green fern-like foliage which sheds in fall. It thrives in wet ground and forms a stately pyramidal tree.

2", 2½", 3", 3½", 4", 4½", 5" B&B .....

Sun, shade symbols are listed in order of plant preference to achieve ideal growth.

○ Full Sun    ◐ Partial Shade    ● Full Shade

**TAXODIUM – Continued**



**d. ‘Chapel’ Chapel Bald Cypress** ○

**Height:** 3-4' **Spread:** 3-4' **Zone:** 5  
 This unique witches broom was found on a bald cypress in Madison, Ohio. It has a compact, rounded habit with feathery green foliage turning shades of orange in fall. Selected from a **native** species.  
**STD** 30" HT 15", 18" HD #5 Cont. ....

**d. ‘Cody's Feathers’ Cody's Feathers Bald Cypress** ○

**Height:** 4-5' **Spread:** 4-5' **Zone:** 5  
 This dwarf, shrubby form of our **native** bald cypress was found as a witch's broom in Wooster, Ohio. The mint-green, feathery spring foliage darkens through the summer, and then turns russet in the fall before dropping for the winter. Rounded cones are formed in the first or second year and can be left on the plant to slow its growth considerably. They also can be removed to encourage vigorous growth. Useful as a specimen in a small garden. Selected from a **native** species.  
 2½" #20 Cont. ....  
**STD** 36" HT 15", 18" HD #5 Cont. ....

**d. ‘Falling Waters’ Falling Waters Bald Cypress** ○

**Height:** 10-15' **Spread:** 8-10' **Zone:** 5  
 The graceful weeping habit is more pendulous than ‘Cascade Falls’ forming a narrower outline in the garden with branches that tend to weep downward from the main trunk. The fine textured emerald green foliage turns shades of yellow, orange and bronze in fall. Selected from a **native** species.  
 5', 6' #5 Cont. ....

**d. ‘Gee Whiz’ Gee Whiz Bald Cypress** ○

**Height:** 3-4' **Spread:** 3-4' **Zone:** 5  
 This witches broom was found by Gary Gee at Hidden Lake Garden in Michigan. It forms a compact head of dark green feathery foliage on a neat and tidy standard. Selected from a **native** species.  
**STD** 30" HT 18", 24" HD #5 Cont. ....

**d. ‘Peve Minaret’ Peve Minaret Bald Cypress** ○

**Height:** 8-10' **Spread:** 3' **Zone:** 5  
 This Dutch selection of our **native** bald cypress has a diminutive habit with soft, lush green foliage that is tightly compacted around the upright branches and contrasts with the exfoliating bark. The denseness of the foliage and compact habit make it ideal for the smaller garden. Selected from a **native** species.  
 3', 4' #5 Cont. ....  
 1½", 1¾" #10 Cont. ....  
 2", 2½" #20 Cont. ....

***Online Availability***

Visit our website [klynnurseries.com](http://klynnurseries.com)

Sales Staff	Availability*	Quote Form
Hot List*	Klyn Catalog 2021*	Illustrated Catalog
E-mail addresses	About Us / Directions	
Plant Lists & Lectures	<b>Password: route84</b>	

**TAXODIUM – Continued**

**d. ‘Secret’**

**Secret Bald Cypress**

**Height:** 4-5' **Spread:** 4-5' **Zone:** 5



A witches broom found at Secret Arboretum, Wooster, Ohio. The plants offered are top grafted with heads that can grow about 1' high by 4' wide in time. This rare plant makes an interesting garden specimen or addition to the conifer garden. Selected from a **native** species.

**STD** 30" HT 18", 24" HD #5 Cont. ....

**STD** 30" HT 24", 30" HD #10 Cont. ....

**STD** 30" HT 30", 36" HD #20 Cont. ....

**TAXUS**

**TAXUS baccata ‘Repandens’**

**Spreading English Yew**

**Height:** 3' **Spread:** 6-8' **Zone:** 5



A beautiful widespreading form of Taxus with shiny, dark green needles and soft textured branches.

**LIMITED SUPPLY – VISIT ONLINE AVAILABILITY**

**cuspidata ‘Nana’**

**Dwarf Japanese Yew**

**Height:** 3-5' **Spread:** 8-10' **Zone:** 4



Dark green needles spiral around thick branches forming a tight and compact, mounded to spreading evergreen. Little trimming is needed on this slow growing plant. Useful for low hedges and tight spaces.

12", 15" #3 Cont. ....

**x m. ‘Densiformis’**

**Dense Yew**

**Height:** 3-4' **Spread:** 6' **Zone:** 4



Broad spreading Yew with a dense, full shape. Easily maintained in desired form.

15", 18" #3 Cont. ....

18", 24" #5 Cont. ....

18", 24" B&B ....

**x m. ‘Everlow’**

**Everlow Yew**

**Height:** 3' **Spread:** 5' **Zone:** 4



Bright glossy green foliage on a low spreading plant that is highly resistant to winter burn.

12", 15" #3 Cont. ....

15", 18" #5 Cont. ....

**x m. ‘Hicksii’**

**Hick’s Yew**

**Height:** 12' **Spread:** 6' **Zone:** 4



Dark green columnar Yew makes an excellent choice for hedges because of its uniform habit.

18", 24" #3 Cont. ....

18", 24", 30" #5 Cont. ....

18", 24", 30" B&B ....

**TAXUS – Continued**

**x m. 'Viridis'** **Green Column Yew**  
**Height:** 15-20' **Spread:** 2-3' **Zone:** 4 ○ ●  
 A narrow column of stout erect branches. Slow growing, holding its tight narrow habit with age. Bright green foliage.  
 30", 36" #5 Cont. ....  
 36" B&B .....

**ARBORVITAE**

**THUJA occidentalis 'Aurea'** **Golden Globe Arborvitae**  
**Height:** 2-3' **Spread:** 2-3' **Zone:** 4 ○  
 Dense, globular shape is maintained without trimming. Foliage is golden-yellow and green in color. Best in full sun. Very hardy.  
 18", 24", 30", 36" B&B.....

**o. 'Danica'** **Dwarf Globe Arborvitae**  
**Height:** 24" **Spread:** 24" **Zone:** 3 ○ ●  
 This Thuja is best described as a dwarf globe emerald green arborvitae. The slow growth rate and compact habit make it perfect for rock gardens, borders, foundation plantings, specimen or low hedges. The glossy green foliage needs minimal pruning to keep its form.  
 12", 15", 18", 24" B&B.....

**o. 'Degroot's Spire'** **Degroot's Spire Arborvitae**  
**Height:** 8-12' **Spread:** 2-3' **Zone:** 4 ○ ●  
 Grows into a tight narrow column with dark green tufted foliage. Can be used as an accent plant or narrow hedge where space is tight. Selected from a **native** species.  
 36", 3½' #5 Cont.....  
 4', 5' B&B .....

**o. 'Elegantissima'** **Elegantissima Arborvitae**  
**Height:** 10-15' **Spread:** 4-5' **Zone:** 4 ○ ●  
 Coarse, dark green foliage with yellow tips turning to bronze in the winter. Broad form excellent for screens or hedges. Selected from a **native** species.  
 4', 5', 6' B&B.....

**o. 'Emerald' ('Smaragd')** **Emerald Arborvitae**  
**Height:** 10-15' **Spread:** 3-4' **Zone:** 4 ○ ●  
 Emerald green foliage color holds well all year on a narrow, compact pyramidal form. Good for slow growing, narrow hedges. Selected from a **native** species.  
 36", 4' #5 Cont.....  
 4', 5', 6' B&B.....

---

We have decided to remove our pricing from our catalog. We are still listing all sizes that are currently and forecasted to be available. Please be aware that these listings are subject to change at any time. All of our pricing is on our availability.

**THUJA – Continued**

**o. 'Filiformis' Thread-Branch Arborvitae**

**Height:** 3-5' **Spread:** 3-5' **Zone:** 5 ○ ●

Compact, broad conical form. Branchlets can be long and arching or loosely clustered and drooping. Makes an interesting specimen for the rock garden, or where a small specimen may be needed. Does not look like an Arborvitae!

- 15", 18" #3 Cont. ....
- 24", 30" #5 Cont. ....
- 24", 30", 36" B&B .....

**o. 'Hetz Midget' Hetz Midget Arborvitae**

**Height:** 18-24" **Spread:** 18-24" **Zone:** 3 ○ ●

Requires no shearing to maintain the dense globe-shaped form. Very slow grower.

- 12", 15", 18" B&B .....

**o. 'Holmstrup' Holmstrup Arborvitae**

**Height:** 6-9' **Spread:** 3' **Zone:** 3 ○ ●

Attractive semi-dwarf, narrow pyramidal form. Retains good dark green color in winter. Selected from a **native** species.

- 30", 36" #5 Cont. ....
- 3', 4', 5' B&B .....

**o. 'Linesville' Linesville Arborvitae**

**Height:** 2½-3' **Spread:** 2½-3' **Zone:** 3 ○

An unusual globe arborvitae found as a witches broom by conifer specialist Joe Stupka. The dense and finely textured thread-like juvenile foliage has a distinctive blue cast on a compact, globular plant. Useful as a foundation or rock garden plant.

- 12", 15" #3 Cont. ....
- 18", 24" #5 Cont. (Summer).....
- 24", 30" B&B.....

**o. 'Nigra' Dark Green Arborvitae**

**Height:** 15-30' **Spread:** 4-8' **Zone:** 3 ○ ●

Dense, dark green heavy textured foliage. Very adaptable and hardy pyramid. Selected from a **native** species.

- 4', 5' B&B.....

**o. 'Nuclear Blast' Nuclear Blast Arborvitae**

**Height:** 4-6' **Spread:** 3-4' **Zone:** 5 ○

It looks like a legacy left behind from a nuclear reaction. This plant has no idea what it wants to be when it grows up (if it ever will). It took us several years to figure out it is a Thuja. The foliage is a mixture of juvenile whip-like foliage mixed with a smattering of soft adult foliage none of which looks like any arborvitae you have ever seen. Use as a conversation piece in a small garden, rock garden or conifer garden. **A Klyn Nurseries introduction.**

- 36", 4' B&B .....



**THUJA – Continued**

**o. 'Pyramidalis'** **Pyramidal Arborvitae**  
**Height:** 12-15' **Spread:** 4-6' **Zone:** 3 ○ ●  
 Rapid growing, narrow cone-shaped evergreen. Form easily maintained with minimum trimming. Selected from a **native** species.  
 5', 6' B&B.....

**o. 'Rheingold'** **Rheingold Arborvitae**  
**Height:** 4' **Spread:** 4' **Zone:** 3 ○  
 Slow growing, globe to broadly conical evergreen with dense needle-like foliage, golden-orange color. Sun.  
 12", 15" #3 Cont. ....

**o. 'Snowtip'** **Snowtip Arborvitae**  
**Height:** 8-10' **Spread:** 3-4' **Zone:** 3 ○  
 Dark green foliage is highlighted by creamy white variegated tips. Color is brightest in late summer and fall. Makes an interesting vertical specimen for the landscape. Rather slow growing. Selected from a **native** species.

**AVAILABLE AUGUST 2021**

**o. 'Sunkist'** **Sunkist Arborvitae**  
**Height:** 10-12' **Spread:** 4-6' **Zone:** 3 ○  
 Very hardy, slow growing, broad-based pyramid with excellent golden foliage. Grow in full sun for best color. Selected from a **native** species.  
 4' B&B .....

**o. 'Techny'** **Mission Arborvitae**  
**Height:** 12-15' **Spread:** 4-5' **Zone:** 3 ○ ●  
 Broad pyramid perfect for screens and hedges. Excellent dark green foliage the year round. Slower growing and extremely hardy. Selected from a **native** species.  
 4' B&B .....

**o. 'Wintergreen'** **Wintergreen Arborvitae**  
**Height:** 20-30' **Spread:** 5-10' **Zone:** 3 ○ ●  
 Good dark green color year round and very narrow upright habit. Can be easily maintained as a tall hedge. Selected from a **native** species.  
 6', 7', 8' B&B .....

**o. 'Woodwardii'** **Woodward Globe Arborvitae**  
**Height:** 3-4' **Spread:** 3-4' **Zone:** 4 ○ ●  
 Rich green foliage. Retains its globe shape without trimming. Grows well in sun or partial shade. Selected from a **native** species.  
 18", 24", 30", 36" B&B.....

**o. 'Yellow Ribbon'** **Yellow Ribbon Arborvitae**  
**Height:** 8-10' **Spread:** 3-4' **Zone:** 3 ○ ●  
 Showy, dense foliage is golden-yellow highlighted against the green of the inner foliage. Distinctive for its narrow habit when compared with other golden arborvitae. Makes an attractive accent or screen where brilliant color is needed. Full sun for best color.  
 4' B&B.....

THUJA – Continued

**plicata** **Giant Arborvitae**

**Height:** 35-50' **Spread:** 15-20' **Zone:** 5 ○ ●  
 Pyramidal tree with a buttressed base and sprays of glossy green fern-like, **Deer resistant** foliage. Fast growing and open when young. Useful as a specimen or for tall hedges and screens. **Native** to the Pacific Northwest.  
 6', 7', 8' B&B.....

**p. 'Can Can'** **Can Can Western Arborvitae**

**Height:** 15-20' **Spread:** 6-8' **Zone:** 5 ○ ●  
 Forms a broadly conical plant with extremely dense dark green foliage. The new growth tips are yellowish white. Makes an excellent broad, dense screen or specimen. **Resistant to deer browse.**  
 6' B&B.....

**p. 'Fastigiata'** **Fastigate Western Arborvitae**

**Height:** 25-30' **Spread:** 6-8' **Zone:** 4 ○ ●  
 Fast growing. Great foliage density and color. New growth has yellowish highlights similar to Thuja o. 'Elegantissima' but narrower and more columnar alternative to Green Giant. **Deer resistant foliage.**  
 3', 4' #5 Cont. ....  
 6' B&B .....

**p. 'Gelderland'** **Gelderland Western Arborvitae**

**Height:** 15-20' **Spread:** 6-8' **Zone:** 5 ○ ●  
 Fast growing form with rich dark green color and thicker more compact sprays of foliage giving the plant a tight, compact appearance. Good for background, screening or hedging. **Resistant to deer browse.**  
 6', 7', 8' B&B .....

**p. 'Green Giant'** **Green Giant Western Arborvitae**

**Height:** 25-30' **Spread:** 8-10' **Zone:** 4 ○ ●  
*(Thuja plicata x T. standishii)* The hybrid vigor of this plant provides a fast growing background tree that is excellent for screening or uniform hedge. It is a dense grower with glossy dark green heavy textured foliage that holds its color through the winter. **Resistant to deer browse.** Prefers full sun and well-drained soil, but will perform well in a part shade situation.  
 3', 4' #5 Cont. ....  
 5' #10 Cont. (Summer) .....  
 6', 7', 8' B&B.....

**p. 'Green Splendor'** **Green Splendor Western Arborvitae**


**Height:** 25-30' **Spread:** 6-10' **Zone:** 5 ○ ●  
 Fast growing. Slightly narrower and more columnar alternative to Green Giant with deep green slightly finer texture. Useful for privacy screens borders and windbreaks. **Deer resistant foliage.**  
 6', 7', 8' B&B.....

**p. 'Whipcord'** **Whipcord Western Arborvitae**

**Height:** 5' **Spread:** 5' **Zone:** 5 ○ ●  
 This dwarf form of Western Arborvitae has long tendrils of green foliage that is glossy in summer turning bronze in winter. Works great for texture variation in the landscape. **Resistant to deer browse.**  
 12", 15" #3 Cont. ....

**THUJA – Continued**


**p. 'Zebrina' Variegated Western Arborvitae**

**Height:** 30-40' **Spread:** 8-10' **Zone:** 5 

The plant has a broad, conical, upright form with robust foliage that is highlighted with bands of gold. The golden highlights tend to fade with the warmth of summer. Use as tall hedge or screen or as a specimen. Sun or partial shade. **Resistant to deer browse.**

**LIMITED SUPPLY – VISIT ONLINE AVAILABILITY**

**THUJOPSIS dolobrata False Arborvitae**

**Height:** 10-15' **Spread:** 10-12' **Zone:** 5 

The unusual scale-like texture of the dark glossy green foliage is white underneath and would be a unique addition to any garden setting. Prefers moist, acid, organic soil and protection from harsh winds. It will take full sun, but tolerates shade quite nicely.

15", 18" #3 Cont. ....


18", 24" #5 Cont. (Summer) .....

**d. 'Nana' Dwarf False Arborvitae**

**Height:** 3' **Spread:** 3' **Zone:** 5 

Compact mounded plant with flat sprays of scale-like light green leaves that somewhat resemble a large moss in appearance. Makes a unique, small specimen for the rock garden, conifer garden or in the landscape. Prefers a protected exposure from strong winter winds. Moist, well drained soil, sun or partial shade. 12", 15" #3 Cont. ....

**d. 'Variegata' Variegated False Arborvitae**

**Height:** 10-15' **Spread:** 10-12' **Zone:** 5 

The variegated form of *Thujaopsis dolobrata* has the same thick, widely branched foliage which somewhat resembles elk horns when large. The dark green foliage is splashed with bright, pure white splotches of color that add accent to an already fascinating plant.

15", 18" #3 Cont. (Summer) .....



**TILIA americana American Sentry™ American Sentry™ Linden ('McKSentry')**

**Height:** 45' **Spread:** 30' **Zone:** 3 

Selected for its narrow, upright pyramidal habit that opens slightly with age. The branches come off the main trunk at 45 degree angles and are well balanced throughout the crown. More tolerant of Japanese Beetles. Selected from a **native** species.

**LIMITED SUPPLY – VISIT ONLINE AVAILABILITY**

**cordata Greenspire® Greenspire® Linden**

**Height:** 40-50' **Spread:** 35' **Zone:** 4 

Long central leader and uniform branch habit with small dark green leaves. Forms a symmetrical pyramid.

1<sup>3</sup>/<sub>4</sub>" B&B.....

**tomentosa 'Sterling' Sterling Silver Linden**

**Height:** 40-60' **Spread:** 35' **Zone:** 3 

Tailored growth habit produces a neat, trim appearance. Its lustrous dark green leaves have an attractive silver under-surface. More tolerant of Japanese Beetles.

1<sup>3</sup>/<sub>4</sub>" B&B.....

# HEMLOCK

## TSUGA canadensis

## Canadian Hemlock

**Height:** 40-70' **Spread:** 25-35' **Zone:** 3



A versatile conifer with a graceful pyramidal habit. Takes a shearing well and can be maintained as a clipped hedge. **Native.**

### LIMITED SUPPLY – VISIT ONLINE AVAILABILITY

#### c. 'Jeddelloh'

#### Jeddelloh Hemlock

**Height:** 12-30" **Spread:** 3-5' **Zone:** 4



A dwarf spreading mound with arching tips and a slightly depressed center. Excellent for small landscapes. Slow growing. Thrives in moist well-drained soils.

12", 15" #3 Cont. ....

18", 24" #5 Cont. ....

#### c. 'Sargentii'

#### Sargent Weeping Hemlock

**Height:** Variable **Spread:** Variable **Zone:** 4



Broadly spreading overlapping branches with a weeping habit form a dense, low mounding shrub. Useful in the rock garden or as a landscape specimen.

LOW 18" #5 Cont. ....

STK 36" #5 Cont. ....

# ELM

## ULMUS americana 'Jefferson'

## Jefferson American Elm

**Height:** 40-50' **Spread:** 40-50' **Zone:** 5



The original Jefferson American Elm grows along the National Mall in Washington D.C. and was introduced by the U.S. National Park Service. The tree is shorter and more broadly spreading than other recent introductions.

2", 2 1/2", 3" B&B.....

#### a. 'New Harmony'

#### New Harmony American Elm

**Height:** 60-70' **Spread:** 50-60' **Zone:** 5



New Harmony Elm grows vertically on its own with a minimum of early training. The tree divides into several erect branches terminating in slender, pendulous branches giving an overall vase shape. The original tree is located on an Ohio roadside and was introduced by Denny Townsend through the U.S. National Arboretum. **Native** to Ohio.

2", 2 1/2", 3", 3 1/2" B&B.....

#### a. 'Princeton'

#### Princeton American Elm

**Height:** 60-70' **Spread:** 30-40' **Zone:** 4



Princeton is a proven performer with straight trunk, uniform upright form becoming vase shaped with age. Vigorous growth rate. Highly adaptable tree excellent for urban sites. Selected from a **native** species.

2", 2 1/2", 3" B&B.....

---

**We offer Bulldog & Economy tarps for purchase.**

(See page 254 for pricing)

**ULMUS – Continued**

**a. 'Valley Forge' Valley Forge American Elm**

**Height:** 70' **Spread:** 60' **Zone:** 5 ○

A U.S. National Arboretum introduction, this plant is tolerant of Dutch elm disease. It has the traditional upright arching and vase shape habit and yellow fall color of the species. Here is an opportunity to return a superior **native** tree to urban landscapes.

2", 2½", 3" B&B.....

**carpinifolia 'Wredei' Golden Elm**

**Height:** 25-30' **Spread:** 10-15' **Zone:** 4 ○ ●

Slow-growing, conical tree with dense growth holds bright golden foliage all season. **Rare.**

1¼", 1½" #10 Cont. ....

**x elegantissima 'Jacqueline Hillier' Jacqueline Hillier Elm**

**Height:** 8-12' **Spread:** 8-12' **Zone:** 5 ○ ●

Forms a densely branched shrub with small double-serrated leaves lined closely together along the branches. The neat dense habit makes an interesting specimen or can be used as a hedge.

24", 30" #5 Cont. ....

**x 'Frontier' Frontier Elm**

**Height:** 35' **Spread:** 25' **Zone:** 5 ○

A U.S. National Arboretum introduction, 'Frontier' has an upright vase shaped habit. A medium sized tree it is well suited for smaller landscapes and street plantings. Has shown a high resistance to Dutch elm disease. Small dark green leaves turn a rich reddish-purple to burgundy fall color. Fast growth rate.

1¾", 2", 2½" B&B .....

**glabra 'Camperdownii' Camperdown Weeping Elm**

**Height:** 15-18' **Spread:** 15-20' **Zone:** 5 ○

Unusual weeping tree, broader than tall with branches that can cascade to the ground. Makes an excellent weeping specimen.

6' #5 Cont. ....

2½", 3" B&B.....

**japonica x wilsoniana Triumph™ Triumph™ Elm**

**('Morton Glossy')** ○

**Height:** 50-60' **Spread:** 40-50' **Zone:** 4 ○

A good upright oval form and strong branching combined with disease and pest resistance make this one of the best new elms. Lustrous, dark green foliage in summer turns yellow in fall.

2", 2½", 3", 3½" B&B.....

**parvifolia Chinese or LacebarkElm**

**Height:** 40-50' **Spread:** 35-40' **Zone:** 5 ○

A small, quick growing tree that is insect and disease resistant. Fall foliage ranges from yellow to reddish-purple. Attractive mottled bark exfoliates in multi-colored patterns. Durable and drought tolerant.

2", 2½", 3", 3½" B&B.....

## EDIBLE BLUEBERRIES

The following plants have been selected for fruit quality and commercial value. They also have ornamental value and make a wonderful addition to the edible landscape. Plant two cultivars for best fruit production.

**VACCINIUM corymbosum** **Highbush Blueberry**

**Height:** 4-8' **Spread:** 3-4' **Zone:** 5 ○ ●

Highbush Blueberries are **native** to the eastern U.S. There are numerous cultivars of this **native** species that vary in height and fruit ripening time and are great landscape additions for the edible landscape.

**'Duke'** – 4-6' Early fruiting with medium sized fruit.

**'Elizabeth'** – 4-6' Mid-season with excellent flavor and high yield.

**'Toro'** – 5-6' A strong growing upright plant with large, sweet mid-season fruit.

24", 30", 36" #5 Cont.....

## LANDSCAPE BLUEBERRIES

The following plants have been selected for their landscape qualities as well as for delicious edible fruit.

**VACCINIUM angustifolium 'North Sky'** **North Sky Blueberry**

**Height:** 10-18" **Spread:** 2-3' **Zone:** 3 ○ ●

A vigorous, low statured blueberry that produces excellent quality fruit in mid July. Use in the landscape where a low statured plant is needed. Plants are dense, with glossy dark green summer foliage that turns dark red in fall. Prefers acidic, well drained soil, sun or partial shade. **Native.**

12", 15", 18" #3 Cont.....

**a. 'Ruby Carpet'** **Ruby Carpet Lowbush Blueberry**

**Height:** 4-6" **Spread:** Groundcover **Zone:** 3 ○ ●

The low spreading plants grow outward to create the red carpet as deep green foliage of summer turns a fluorescent red in autumn. White flowers of early summer turn to edible fruits that are small and sweet. This Maine **native** was selected for the form, color and adaptability to drier soils. Use as a low ground cover and for naturalizing. **Native.**

CLUMP #1 Cont. (June) .....

**x 'Ornabue'** **Ornabue Blueberry**

**(var. corymbosum x pallidum)**  
**Height:** 3' **Spread:** 3' **Zone:** 4 ○ ●

Dense, spreading habit with highly ornamental, edible dark blue fruit. Foliage turns red in fall and holds color well. Useful in the shrub border or as specimen. Selected from a **native** species.

12", 15", 18" #3 Cont.....

### **EDIBLE LANDSCAPES.....**

We have an assortment of ornamental landscape material that has EDIBLE FRUIT. Actinidia; Amelanchier; Aronia; Asimina; Castanea; Cornus kousa & mas; Diospyros; Ficus; Fragaria; Juglans; Fruiting Malus & Pyrus; Sambucus; as well as Vaccinium (blueberries & cranberries).

## VACCINIUM – Continued

**x 'Top Hat'** **Top Hat Blueberry**  
**(var. corymbosum x angustifolium)**

**Height:** 20" **Spread:** 2-3' **Zone:** 4 ○ ●

Developed for landscape use by Michigan State University. The low mounded habit blends well into the shrub border while providing ornamental beauty as well as edible fruit. Acid, well drained soil, sun or shade. Plants can self fertilize, but cross pollination by insects results in high yield. Selected from a **native** species.

12", 15", 18" #3 Cont. ....

## LANDSCAPE CRANBERRIES

**VACCINIUM macrocarpon** **American Cranberry**

**Height:** 8-10" **Spread:** Groundcover **Zone:** 3 ● ○

A **native** evergreen groundcover with glossy green foliage that turns reddish-bronze in winter. Pinkish flowers appear in May and June followed by edible red fruits. Prefers a moist highly organic acid soil, but will adapt to most garden soils. Edible fruit.

**'Select'** – Shiny dark green foliage turns to shades of reddish-bronze in winter. Large edible red fruits in fall.

**'Stevens'** – Leading production cranberry with large fruit adaptable as a landscape plant.

CLUMP #1 Cont. ....

## VIBURNUM

**VIBURNUM acerifolium** **Mapleleaf Viburnum**

**Height:** 4-8' **Spread:** 3-6' **Zone:** 4 ● ●

The white flat-topped blooms of late spring mature to persistent fruits of red and purple, which finally change to black in September and October. Fall color is a range of red, purple, pink and orange. Will grow in a wide range of soils. **Native** Ohio shrub used for naturalizing in shaded situations. Rarely available.

#1 Cont. ....

15", 18", 24" #3 Cont. ....

**x burkwoodii** **Burkwood Viburnum**

**Height:** 6-12' **Spread:** 4-5' **Zone:** 5 ○ ●

Prized for its pinkish–white clusters of gardenia-like fragrance in spring. It has an upright form with semi-evergreen foliage useful as a hedge, screen or accent plant.

24", 30", 36" #5 Cont. ....

36", 4' #10 Cont. ....

**x burkwoodii 'Mohawk'** **Mohawk Viburnum**

**Height:** 6-7' **Spread:** 5-7' **Zone:** 4 ○ ●

Cross between *V. burkwoodii* and *V. carlesii*. Compact grower with glossy dark green foliage that turns orange-red in autumn. Red buds open to white petals with red blotch reverse. Has a clove fragrance. Blooms earlier than *V. burkwoodii*.

24", 30", 36" #5 Cont. ....

36", 4' #10 Cont. ....

Pricing has been removed from our catalog, and is available through the nursery, on our website, or our availability. **Contact the nursery or use the contact form on our website to receive weekly availabilities via email!**

**VIBURNUM – Continued**

**x carlcephalum**

**Fragrant Snowball**

**Height:** 6-8' **Spread:** 6-8' **Zone:** 5



Semi-lustrous dark green foliage changes to reddish-purple in fall. Pink buds open to clusters of fragrant white flowers in late spring. Globular in form.

24", 30", 36" #5 Cont.....

36", 4' #10 Cont.....

**carlesii**

**Korean Spice Viburnum**

**Height:** 4-5' **Spread:** 4-5' **Zone:** 4



Tight clusters of pink buds open to fragrant white flowers in April. Dense rounded habit of growth.

18", 24", 30" #5 Cont.....

30" #10 Cont. (Summer).....

**carlesii 'Cayuga'**

**Cayuga Viburnum**

**Height:** 3-4' **Spread:** 3-4' **Zone:** 4



A distinctive cultivar with spicy fragrant 4-5" white flowers that appear from pink buds in late April and continue over a long period. A compact shrub with clean foliage resistant to leaf diseases.

18", 24", 30" #5 Cont.....

30", 36" #10 Cont.....

**carlesii 'Compactum'**

**Compact Korean Spice Viburnum**

**Height:** 36-42" **Spread:** 36-42" **Zone:** 4



A difficult plant to find. The compact form and dark green foliage produces clusters of fragrant white flowers in May.

15", 18" #5 Cont. ....

TG 15", 18" HD #5 Cont.....

TG 30" HD B&B.....

**carlesii Spice Island®**

**Spice Island® Korean Spice Viburnum**

**('Select A')**

**Height:** 4-5' **Spread:** 4-5' **Zone:** 4



Clusters of white flowers from reddish pink buds appear in May with a spicy, sweet fragrance. The plant has a low compact rounded habit and dark green foliage that turns shades of wine red and burgundy in fall. An improved *Viburnum carlesii* 'Compactum'.

15", 18" #5 Cont. ....

TG 15" HD #5 Cont.....

**cassinoides**

**Witherod Viburnum**

**Height:** 6-10' **Spread:** 6-10' **Zone:** 3



Dense shrub with compact habit. Dark green foliage turns to orange-red, crimson and purple. Flat white clusters of flowers appear in June. In late summer green fruit turns first to pink then blue and finally black in late September. Adaptable to moist soils. **Native** to northeastern U.S.

18", 24", 30", 36" #5 Cont.....

30", 36" #10 Cont. ....

30", 36" B&B.....



**VIBURNUM – Continued**

**dentatum** **Arrowwood Viburnum**

**Height:** 6-10' **Spread:** 6-10' **Zone:** 3 ○ ●

Valued for its durability and utility, Arrowwood makes good hedges, groupings or a good filler in the shrub border. Very adaptable. **Native.**

24", 30", 3' #5 Cont. ....

3', 4', 5' B&B .....

**d. Autumn Jazz®** **Autumn Jazz® Arrowwood Viburnum**

**(‘Ralph Senior’)**

**Height:** 10-12' **Spread:** 8-10' **Zone:** 3 ○ ●

Blooms in late May to early June with creamy white flowers, followed by clusters of blue-black fruit from late August through early October. Fall foliage color ranges from yellow, orange, red and burgundy all on a graceful vase-shaped plant. Selected from a **native** species.

24", 30", 36" #5 Cont.....

3', 4', 5' B&B.....

**d. Chicago Lustre®** **Chicago Lustre® Arrowwood Viburnum**

**(‘Synnestevedt’)**

**Height:** 8-10' **Spread:** 8-10' **Zone:** 5 ○ ●

Selected for its glossy deep green foliage and upright, rounded habit. Creamy white flowers cover the plant mid to late June. Selected from a **native** species.

18", 24", 30", 36" #5 Cont.....

3', 4', 5' #10 Cont. ....

36", 4', 5' B&B .....

**dilatatum ‘Erie’** **Erie Viburnum**

**Height:** 6' **Spread:** 8-10' **Zone:** 5 ○ ●

White, flat-topped flowers in late spring bloom freely. Prolific red fruits ripen in mid-August, becoming coral after frost and persist to mid-winter. For best fruiting, plant another *Viburnum dilatatum* or cultivar as pollinator to improve fruit set. Compact grower.

30", 36" #10 Cont.....

**dil. ‘Michael Dodge’** **Michael Dodge Linden Viburnum**

**Height:** 8-10' **Spread:** 6-8' **Zone:** 5 ○ ●

Introduced by Winterthur Gardens. Clusters of white flowers in mid-spring are followed by a heavy production of large yellow fruit that glows against the bright red foliage of autumn.

18", 24", 30" #5 Cont. (Summer) .....

**farreri ‘Nanum’** **Dwarf Fragrant Viburnum**

**Height:** 2-3' **Spread:** 4-6' **Zone:** 5 ○ ●

A delightful small shrub with wonderfully fragrant, but sparsely produced, pinkish-white flowers in early spring. The small, deeply veined, glossy leaves emerge bronze-green and turn a reddish-purple in fall. The compact form makes it useful for massing and in the shrub border.

18", 24" #5 Cont. (Summer) .....

**x juddii** **Judd Viburnum**

**Height:** 5-7' **Spread:** 5-7' **Zone:** 4 ○ ●

Highly fragrant white flowers. Leaves are similar to *Viburnum carlesii*.

18", 24" #5 Cont. ....

24", 30" #10 Cont. ....

**VIBURNUM – Continued**

**lantana ‘Mohican’**

**Mohican Viburnum**

**Height:** 8-9' **Spread:** 6-8' **Zone:** 4



Compact vigorous upright habit rounding with age. Abundant creamy white flowers appear in early to mid-May. The ripening orange-red fruits appear in mid-July and change to black in September. Useful for hedges, screens and massing.

24", 30", 36" #5 Cont.....

36", 4' #10 Cont. ....

**lentago**

**Nannyberry**

**Height:** 15-20' **Spread:** 6-10' **Zone:** 2



Upright growing Viburnum with shiny foliage turning purple-red in fall. Blue black fruits effective September to November. Good naturalizing plant. **Native.**

3', 4', 5', 6' B&B.....

**nudum**

**Smooth Witherod**

**Height:** 5-6' **Spread:** 5-6' **Zone:** 5



Lustrous dark green foliage on a compact plant. Clusters of white flowers appear in June, followed in late summer by clusters of white, pink and blue fruit. Use as a pollinator to improve fruit production on *V. ‘Winterthur’*. Also useful for massing. Tolerant of wet or compacted soils. **Native** to central Eastern U.S.

18", 24", 30", 36" #5 Cont. ....

30", 36" #10 Cont. (Summer) .....

30", 3' B&B .....

**n. ‘Winterthur’**

**Winterthur Viburnum**

**Height:** 5-6' **Spread:** 5-6' **Zone:** 5



Selected by Winterthur Gardens for its improved compact form with its large flat clusters of creamy white flowers in June. Lustrous deep green foliage turns mahogany red in fall. Spectacular fruit color evolves from white to hot pink, bright blue. Best to plant a pollinator for abundant fruit set. Tolerant of wet or compacted soils. **Native** to central Eastern U.S.

18", 24", 30" #5 Cont.....

**opulus ‘Compactum’**

**Compact European Viburnum**

**Height:** 4-6' **Spread:** 5-6' **Zone:** 3



White flowers in June and red fruit in fall. Excellent compact shrub for massing in small areas. Foliage turns maroon-red in autumn.

15", 18", 24" #5 Cont.....

24", 30" #10 Cont. ....

**o. ‘Roseum’**

**European Snowball Viburnum**

(aka o. ‘Sterile’)

**Height:** 8-12' **Spread:** 10-15' **Zone:** 3



Mid-May flowers are 2 1/2-3 inch globes of very showy sterile flowers effective for a long period. An old fashioned plant useful in the shrub border or background. Great for seasonal effect.

24", 30" #5 Cont. ....

36", 4' #10 Cont. ....

3' B&B.....

**VIBURNUM – Continued**

**plicatum 'Kern's Pink'**

**Kern's Pink Viburnum**

**Height:** 6-10' **Spread:** 6-10' **Zone:** 5



Snowball, pink to white flowers appear in May displayed against distinctly veined foliage that emerges reddish-maroon and turns dark green. The plant is a slow grower when young, but matures into a magnificent specimen.

18", 24" #5 Cont. ....

**p. Newport®**

**Newport® Viburnum**

**('Newzam')**

**Height:** 4-5' **Spread:** 4-5' **Zone:** 5



Compact, rounded habit. Large snowball-like clusters of flowers appear in May. Burgundy fall foliage. Always appears well groomed and manicured.

15", 18" #5 Cont. ....

**p. 'Popcorn'**

**Popcorn Viburnum**

**Height:** 6-8' **Spread:** 6-8' **Zone:** 5



A spectacular sight in bloom. Scores of 2-3" popcorn balls line every branch in May. Foliage turns burgundy-red in the fall. Introduced by Dr. David Leach.

18", 24", 30" #5 Cont. ....

30", 36" #10 Cont. ....

36" B&B ....

**p. tomentosum**

**Doublefile Viburnum**

**Height:** 8-10' **Spread:** 8-10' **Zone:** 5



The horizontal lines of the plant enable the flowers and fruits to be well displayed along the upper surface of each branch. Overall broad rounded plant with good reddish-purple fall color.

3', 4' B&B. ....

**p. t. 'Mariesii'**

**Maries Doublefile Viburnum**

**Height:** 6-8' **Spread:** 8-10' **Zone:** 5



Flat-topped 3-4" cymes of white flowers are displayed above foliage in May. Distinct horizontal branching forms a rounded habit with reddish purple fall color.

**LIMITED SUPPLY**

**p. t. 'Molly Schroeder'**

**Molly Schroeder Viburnum**

**Height:** 8' **Spread:** 6' **Zone:** 5



Flat panicles of pink flowers bloom in late May and early June and will repeat bloom again in late summer. Attractive red fruit is displayed against maroon foliage in fall.

18", 24" #5 Cont. ....

**p. t. 'Shasta'**

**Shasta Doublefile Viburnum**

**Height:** 6' **Spread:** 8-10' **Zone:** 5



Broad spreading plant with horizontal branches. Large clusters of white flowers up to 6" across. Bright red fruits mature to black. Dark maroon fall color. Excellent in the border or as a specimen.

18" #5 Cont. (Summer) ....

36" B&B ....

**VIBURNUM – Continued**

**p. t. 'Summer Snowflake'** **Summer Snowflake Viburnum**

**Height:** 5-6' **Spread:** 4-5' **Zone:** 5 ○ ●  
 A lovely pure white viburnum that blooms all summer on compact upright growth.  
 18", 24" #5 Cont. ....  
 24", 30" #10 Cont. ....

**x pragense** **Prague Viburnum**

**Height:** 8-10' **Spread:** 8' **Zone:** 5 ○ ●  
 Small, elongated, glossy dark green semi-evergreen leaves on an upright oval shrub. Useful as a screen, grouping or accent plant.  
 18", 24", 30" #5 Cont. ....  
 36" #10 Cont. ....

**prunifolium** **Blackhaw Viburnum**

**Height:** 12-15' **Spread:** 8-12' **Zone:** 3 ○ ●  
 Creamy white flowers in flat-topped cymes bloom in May. Edible rose colored berries ripen September-October to a bluish-black. Small glossy foliage turns red in fall. **Native.**  
 TREE 1½", 1¾", 2" B&B .....  
 SHRUB 30", 3', 4' B&B .....

**p. Dark Tower™** **Dark Tower™ Blackhaw Viburnum**



**('WFHdartow')** ○ ●  
**Height:** 15-18' **Spread:** 8-10' **Zone:** 3  
 Dark Tower™ is a truly unique Blackhaw Viburnum with thick dark green glossy foliage covering the pyramidal form of this small, under the wire tree. It readily forms a central leader with stout branches and uniform pyramidal habit. Clusters of showy white flowers appear in May, followed in autumn by clusters of dark blue fruits fading to black, held against a background of glistening orange to scarlet foliage. The tree makes a specimen suitable for small landscapes and parks or as an under the wire street tree. Selected as a seedling from a **native species.**  
**A Klyn Nurseries Introduction.**  
 1½", 1¾", 2" B&B .....

**x rhytidophylloides 'Allegheny'** **Allegheny Viburnum**

**Height:** 10-12' **Spread:** 10-12' **Zone:** 5 ○ ●  
 Dark green leathery leaves are almost evergreen on a vigorous upright, dense plant. Red fruits in August ripen to black in September. Sun or partial shade.  
 24", 30", 36" #5 Cont. ....  
 4' #10 Cont. (Summer) .....  
 3', 4' B&B.....

**rufidulum** **Southern Blackhaw Viburnum**

**Height:** 12-15' **Spread:** 8-12' **Zone:** 5 ○ ●  
 Resembles *V. prunifolium* but with larger, broader and more leathery leaves, larger flower clusters and a more irregular, spreading growth habit. Plants produced from hardy **native** Iowa seed source.  
 18", 24", 30", 36" #5 Cont. ....  
 36", 4' #10 Cont. ....

**VIBURNUM – Continued**

**sargentii ‘Chiquita’ Chiquita Sargent Viburnum**

**Height:** 3-4' **Spread:** 3-4' **Zone:** 4 ○ ●

A compact form of Sargent Viburnum. Flat white clusters of bright white flowers appear in May followed by scarlet red fruit and yellow orange fall foliage. A nice alternative when looking for a compact growing viburnum.

24" #5 Cont.....

**sargentii ‘Onondaga’ Onondaga Viburnum**

**Height:** 6-8' **Spread:** 6-8' **Zone:** 4 ○ ●

Foliage emerges a velvety maroon and matures to deep green. Flowers are tinged pink, fruits red in fall. Erect branches form an upright oval shrub good as a screen or in the shrub border.

30", 36" B&B.....

**setigerum Tea Viburnum**

**Height:** 8-10' **Spread:** 6-8' **Zone:** 5 ○ ●

Narrow upright grower becoming vase shaped. Abundant flowers in May and bright orange-red fruit and foliage in the fall. Prefers well drained site.

30", 36" #5 Cont. ....

36", 4' #10 Cont.....

**trilobum ‘Compactum’ Compact American Cranberrybush**

**Height:** 5-6' **Spread:** 5-6' **Zone:** 2 ○ ●

Compact form with slender branches and upright habit. Selected from a **native** species.

18", 24" #5 Cont. ....

30", 36" #10 Cont.....

**trilobum ‘Wentworth’ American Cranberrybush**

**Height:** 8-12' **Spread:** 8-12' **Zone:** 2 ○ ●

Dense round-topped shrub with white flowers in May. Deep red foliage in fall. Scarlet berries last well into winter. Selected from a **native** species.

18", 24" 30" #5 Cont.....

36", 4', 5' #10 Cont. ....

36", 4', 5' B&B.....

**wrightii ‘C.A. Hildebrant's’ P.P. 16889 C.A. Hildebrant's Viburnum**

**Height:** 4' **Spread:** 3-4' **Zone:** 2 ○ ●

Forms a compact rounded plant with clusters of stunning white flowers in May. An incredible display of bright red fruit in fall lasting well into winter when taken by hungry birds.

18", 24" 30" #5 Cont.....

36", 4' #10 Cont. ....

36", 4' B&B.....

**VINCA minor Myrtle**

**Height:** 6" **Spread:** Groundcover **Zone:** 4 ● ○ ○

Trailing glossy evergreen foliage, blue flowers in spring. Ideal groundcover for sun or shade.

6" #1 Cont. (May) .....

2 1/4" PEAT POT (48 per flat, full flats only) .....

VINCA – Continued

**m. 'Atropurpurea'** **Purple Myrtle**

**Height:** 6" **Spread:** Groundcover **Zone:** 4 ● ● ○  
 Plants form thick mats of glossy dark green foliage with a profusion of wine-red flowers.  
 6" #1 Cont. ....

**m. 'Bowles Variety'** **Bowles Myrtle**  
 (aka m. 'La Grave')

**Height:** 6" **Spread:** Groundcover **Zone:** 4 ● ● ○  
 Both the leaves and flowers are larger than the species. Bowles is a slower grower that spreads outward from the crown rather than rooting along the stems.  
 6" #1 Cont. (May) .....

**m. 'Sterling Silver'** **Sterling Silver Myrtle**

**Height:** 6" **Spread:** Groundcover **Zone:** 4 ● ● ○  
 Uniform creamy white margins on dark green leaves with dainty blue flowers in spring.  
 6" #1 Cont. (May) .....

**WALDSTEINIA ternata** **Barren Strawberry**

**Height:** 4" **Spread:** Groundcover **Zone:** 4 ● ○  
 Evergreen, mat-forming ground cover with strawberry-like foliage. Yellow buttercup-like flowers in May and June. No fruit. Good for covering dry banks in sun or shade.  
 6" #1 Cont. ....

## WEIGELA

**WEIGELA florida French Lace™** **French Lace™ Weigela**

**('Brigela' P.P. 12666)** ○  
**Height:** 4-5' **Spread:** 4-5' **Zone:** 4  
 An exciting variegated selection with dark red flowers and bright yellow leaf margins set against a background of green. A dramatic flowering shrub introduction from France.  
 18", 24" #3 Cont. ....  
 30", 36" #5 Cont. (Summer) .....

**f. Maroon Swoon™** **Maroon Swoon™ Weigela**

**('Slingco 2' P.P. 26841)** ○  
**Height:** 4-5' **Spread:** 2-3' **Zone:** 4  
 Abundant rich red blooms displayed against a background of deep green foliage that contrasts for a stunning effect flowering all summer long.  
 18", 24" #3 Cont. ....  
 24", 30" #5 Cont. ....

---

All sizes listed are current or forecasted to be available. Because plants are always growing, growing at different rates and are always being sold, not all sizes are available at all times.

**WEIGELA – Continued**

**f. Midnight Wine®**

**Midnight Wine® Weigela**



(‘Elvera’ P.P. 12217)

**Height:** 18-24" **Spread:** 18-24" **Zone:** 4



A low mounding dwarf version of Wine & Roses Weigela. Dark metallic burgundy-purple foliage and deep pink flowers. Perfect for the front of the border, perennial garden, massing or ground cover.

12", 15" #3 Cont. ....

**f. ‘Minor Black’**

**Minor Black Weigela**

**Height:** 2’ **Spread:** 2-3’ **Zone:** 4



The dark foliage is almost black in color on this low mounded new Weigela. The flowers are also a deep shade of pink contrasting nicely with the foliage in May and June. Use at the front of the shrub border or for massing.

12", 15", 18" #3 Cont.....

18", 24" #5 Cont. ....

**f. Spilled Wine®**

**Spilled Wine® Weigela**



(‘Bokraspiwi’ P.P. 23781)

**Height:** 3’ **Spread:** 4’ **Zone:** 4



Hot pink flowers from late spring to early summer attract hummingbirds. Forms a low mounded shrub with deep dark red foliage that doesn't fade to green, perfect for massing..

15", 18" #3 Cont. ....

**f. Tuxedo**

**Tuxedo Weigela**

(‘Velda’ P.P. 26842)

**Height:** 4-5’ **Spread:** 3-4’ **Zone:** 4



Pure white bell shaped flowers are a striking contrast against the dark foliage. This strong growing compact plant is useful at the front of the border, along a walkway or in patio pots.

24", 30" #5 Cont. ....

**f. Wine & Roses®**

**Wine & Roses® Weigela**



(‘Alexandra’ P.P. 10772)

**Height:** 4-5’ **Spread:** 4-5’ **Zone:** 4



Dark burgundy-purple leaves shimmer in the sunlight like a fine wine. Hot rose-pink flowers create a spectacular contrast against the dark glossy foliage. Leaf color intensifies as autumn approaches.

18", 24" #3 Cont. ....

24", 30" #5 Cont. ....

**WISTERIA TREES & VINES – SEE VINE SECTION & CHARTS**

**XANTHORHIZA simplicissima**

**Yellowroot**

**Height:** 2-3’ **Spread:** Groundcover **Zone:** 3



Flat topped groundcover with erect stems and celery-like leaves. Makes a solid mat. Prefers moist well-drained soils. Sun or partial shade. Thrives along streams and moist banks. **Native** to eastern U.S.

CLUMP QT. (12 per flat, full flats only).....

**YUCCA filamentosa 'Color Guard'**

**Color Guard Yucca**

**Height:** 2' **Spread:** 2' **Zone:** 5



The graceful arching leaves are luminously marked by a broad cream to gold stripe down the middle of the leaf. The depth of color intensifies in the cold of winter and contrasts beautifully against the snow in a winter garden. Selected from a **native** species.

CLUMP #3 Cont. (July) .....

**f. 'Golden Sword'**

**Golden Sword Yucca**

**Height:** 2' **Spread:** 2' **Zone:** 4



A rosette of sword-shaped leaves with a band of gold down the middle of each blade. Gold color intensifies during cold weather.

CLUMP #3 Cont. (July) .....

**f. 'Hofer's Blue'**

**Hofer's Blue Yucca**

**Height:** 3' **Spread:** 3' **Zone:** 4



Large flowers on 4' to 6' spikes appear in June and July. Sword-like foliage is an outstanding blue-green color. Salt tolerant. Selected from eastern U.S. **native**.

CLUMP #3 Cont. (July) .....

**ZELKOVA serrata 'Green Mansions'**

**Green Mansions Zelkova**

**Height:** 15-20' **Spread:** 10-15' **Zone:** 5



Crisp white edges brighten the dark green foliage and remain effective all summer long. Leaves change to shades of red-orange with some pink in fall. We feel this is the best of the variegated Zelkovas. Useful as a small garden specimen or focal point where space is limited.

6' #5 Cont. (June) .....

1 1/4", 1 1/2" #10 Cont. ....

1 3/4", 2" #20 Cont. ....

**s. Green Vase®**

**Green Vase® Zelkova**

**Height:** 60-70' **Spread:** 40-50' **Zone:** 5



A vigorous growing tree whose vase-shaped outline is ideal for use in urban plantings. It tolerates city conditions and shows both disease and insect resistance.

2", 2 1/2" B&B .....

**s. 'Musashino'**

**Musashino Columnar Zelkova**

**Height:** 45' **Spread:** 15' **Zone:** 5



The upright branches and tightly columnar form make the tree ideal for tight places. It is ideally suited for narrow street plantings. Recently introduced from Japan where it has been used in urban landscapes.

1 3/4", 2", 2 1/2" B&B .....

**ZENOBIA pulverulenta**

**Dusty Zenobia**

**Height:** 2-3' **Spread:** 3-4' **Zone:** 5



Small deciduous shrub with graceful arching branches and foliage that can range from shades of green to dusty blue. Anise scented Andromeda-like flowers appear in June. This is an ericaceous plant related to Leucothoe requiring acid, moist, well drained soil in sun or partial shade for best growth. **Native** to southeastern U.S.

24", 30" #3 Cont. ....

## VINES AND CLIMBERS

### ACTINIDIA arguta 'Issai'

Issai Hardy Kiwi

**Vine Spread:** Variable **Zone:** 4



**Self pollinating**, sweet, early bearing plant. Without a male the fruit is seedless, with a male the plant will produce larger and more abundant fruit. Fruit is 1½" long. Full sun to partial shade.

TRELLIS #3 Cont. ....

### kolomikta 'Arctic Beauty'

Arctic Beauty Kiwi

**Vine Spread:** Variable **Zone:** 4



This colorful male form is a deciduous twining vine growing 15-20' and more, useful on large structures. When mature, the foliage is variegated and can be encouraged by planting against a south or west facing wall in full sun.

TRELLIS #3 Cont. ....

### k. 'Red Beauty'

Red Beauty Kiwi

**Vine Spread:** Variable **Zone:** 4



Female form produces foliage with a reddish cast attractive in summer, but showiest in autumn. Hardy to -40°F. Produces tasty small fruits when planted with the male.

TRELLIS #3 Cont. ....

### AKEBIA quinata

Fiveleaf Akebia

**Vine Spread:** Variable **Zone:** 4



Excellent, fast growing, twining vine or groundcover creates quick cover for trellises or fences. Very clean foliage with slight blue cast. Chocolate-purple flowers appear with leaves in early April. Adaptable to drought and moisture, sun or shade.

TRELLIS #3 Cont. ....

### a. 'Alba'

White Flowered Akebia

**Vine Spread:** Variable **Zone:** 4



The same fast growing, twining vine as the species, but with white flowers and white fruits.

TRELLIS #3 Cont. ....

### ARISTOLOCHIA durior

Dutchman's Pipe

(aka *Aristolochia macrophylla*)

**Vine Spread:** Variable **Zone:** 5



Vigorous climbing and twining vine. The dark green leaves create a perfect screen for narrow areas such as trellises, arbors and chain link fences. The plant gets its name from the interesting yellowish-green flowers shaped like a Dutch smoking pipe. **Native** to eastern U.S.

**SOLD OUT**

### Sign up for our NEWSLETTER

Educational information; highlighting particular plants and access to our most recent availability SIGN UP by email, call, or fax us your information.

VINES AND CLIMBERS

**ASPARAGUS verticillatus**

**Climbing Asparagus Vine**

**Vine Spread:** Variable **Zone:** 3



This asparagus behaves like a twining vine or rambler to 15' tall. The glossy green foliage is covered in fragrant white flowers in late spring, and smothered with 1/2" bright red berries in late summer. Creates a light airy vine for a trellis or trailing through other plants.

TRELLIS #5 Cont. ....

**BIGNONIA capreolata**

**Cross Vine**

**Vine Spread:** Variable **Zone:** 5



Cross Vine is a tendriling and twining **native** that produces trumpet shaped clusters of flowers in spring and sporadically through the summer. Flower trumpets are orange-red outside and yellow-orange inside with yellow rims. Foliage is semi evergreen. Grows best in full sun. **Native** to Ohio.

TRELLIS #3 Cont. (Summer).....

**c. Gold Finch™**

**Gold Finch™ Cross Vine**

**('WFHgofin')**

**Vine Spread:** Variable **Zone:** 5



A unique color breakthrough, *Gold Finch™* has pure golden yellow trumpets providing a bright splash of color and a nectar source for hummingbirds and butterflies in late spring. The foliage is also a brighter shade of green than the species. The plant is a controllable vine that is self attaching useful for covering a wide range of structures.

TRELLIS #3 Cont. ....



**c. 'Tangerine Beauty'**

**Tangerine Beauty Cross Vine**

**Vine Spread:** Variable **Zone:** 5



The plant is similar to the species but with clusters of 2" tubular bright orange flowers. Both forms are a great favorite of Hummingbirds. Selected from a **native** species.

TRELLIS #3 Cont. (Summer) .....

**CAMPSIS radicans & cvs**

**Trumpet Creeper**

**Vine Spread:** Variable **Zone:** 4



Rampant deciduous vine, useful for screening. Flowers appear in July to September and will attract hummingbirds. Prune in early spring to control growth.

**r. 'Flava'** – Yellow to yellow-orange flowers.

**r. 'Minnesota Red'** – Vivid red flowers.

**x 'Indian Summer'** – Salmon-orange with reddish throat on a free flowering vine. More compact than other forms of Trumpet Vine.

**x t. 'Madam Galen'** – Salmon-red flowers held against dark green foliage.

TRELLIS #3 Cont. ....

**CELASTRUS scandens**

**American Bittersweet**

**Vine Spread:** Variable **Zone:** 2



An adaptive twining **native** vine with orange berries. Prefers full sun for best fruiting.

TRELLIS #3 Cont. ....

We offer Bulldog & Economy tarps for purchase.  
(See page 254 for pricing)

**CLEMATIS terniflora** **Sweet Autumn Clematis**  
 (aka *C. paniculata* or *C. maximowicziana*)

**Vine Spread:** Variable **Zone:** 5 ○

Exhibits an abundance of sweet scented small white flowers in late August-September. Excellent when trained to cover walls, trellises, arbors, etc.

TRELLIS #3 Cont. ....

**virginiana** **Virgin's Bower Clematis**

**Vine:** 12-15' **Spread:** Variable **Zone:** 4 ○ ●

Fine textured clematis with abundant clusters of small white flowers in mid to late summer followed by plume-like feathery seed. To encourage bushiness, prune stems in the spring to within a few feet of the ground. Climbs well on narrow supports such as twigs or wire fences. **Native** to Ohio.

TRELLIS #3 Cont. ....

**GELSEMIUM sempervirens 'Margarita'** **Margarita Carolina Jessamine**

**Vine Spread:** Variable **Zone:** 5 ○ ●

This superior seedling selection with large yellow flowers has proven hardier than any other form of this southern vine. It is a twining vine with thin wiry stems and small evergreen foliage producing yellow trumpet-shaped flowers in late spring and early summer. Allow it to scramble up or cascade over obstacles in sun or partial shade. **Native** to southeastern U.S.

TRELLIS #3 Cont. ....

**HUMULUS lupulus 'Cascade'** **Cascade Hops**



**Vine Spread:** Variable **Zone:** 4 ○

Hops make an attractive, fast growing vine excellent as a screen to cover a large area for the summer using posts, trellis, fence or arbor. *Cascade* contributes fragrance and a light bitterness to home brews.

TRELLIS #3 Cont. (Summer) ....

**HYDRANGEA anomala subsp. petiolaris** **Climbing Hydrangea**

(aka *H. petiolaris*)

**Vine Spread:** Variable **Zone:** 4 ● ○

Attractive vine or groundcover with large heads of white flowers in late June. Dark glossy green foliage. Best in shade.

STK 30", 36" #2 Cont. ....

STK 4' #5 Cont. ....

**Online Availability**

Visit our website [klynnurseries.com](http://klynnurseries.com)

- |                        |                          |                     |
|------------------------|--------------------------|---------------------|
| Sales Staff            | Availability*            | Quote Form          |
| Hot List*              | Klyn Catalog 2021*       | Illustrated Catalog |
| E-mail addresses       | About Us / Directions    |                     |
| Plant Lists & Lectures | <b>Password: route84</b> |                     |

**HYDRANGEA – Continued**

**anomala subsp. pet. ‘Mirranda’**  
(aka pet. ‘Mirranda’)

**Mirranda Climbing Hydrangea**

**Vine Spread:** Variable **Zone:** 4



A new and unique form of climbing hydrangea with variegated foliage. In spring new leaves are edged with a margin of bright yellow that eventually fades to cream edges as leaves mature. Slower growing than the species, it can be used in smaller areas and will perform best when planted away from the heat of afternoon sun. A great choice for accent in landscape.

STK 30", 36" #2 Cont. ....

STK 4' #5 Cont. ....

**LONICERA dioica**

**Smooth Leaved Honeysuckle**

**Vine Spread:** Variable **Zone:** 4



The silvery-blue leaves are smooth with waxy undersides and paired on the stems and often joined to each other at their bases. The overall effect is much like that of juvenile eucalyptus foliage. The light yellow flower clusters appear in late spring and are quite exotic and showy. The bright red fruits appear in summer and are eagerly consumed by birds. **Native** to the eastern U.S.

TRELLIS #3 Cont. ....

**heckrottii**

**Goldflame Honeysuckle**

**Vine Spread:** Variable **Zone:** 5



Carmine tubular flower buds fade to pink and open to expose a yellow corolla from June until frost. Fragrant.

TRELLIS #3 Cont. ....

**henryi**

**Henry Honeysuckle**

**Vine Spread:** Variable **Zone:** 4



Attractive more evergreen to semi-evergreen glossy foliage on a less invasive vine than *Lonicera j. ‘Halliana’*. Produces clusters of attractive small yellow and maroon flowers in summer. Useful as vine or groundcover.

12" #1 Cont. ....

**x ‘Mandarin’ P.P. 11083**

**Mandarin Honeysuckle**

**Vine Spread:** Variable **Zone:** 4



This interesting new vine was developed at the University of British Columbia. It blooms in late spring through summer with large flower clusters the shade of mandarin orange, distinctive from any other orange honeysuckle. Leaves emerge in spring a coppery-brown and mature to a glossy dark green. A vigorous grower, it can climb to a height of 20'.

TRELLIS #3 Cont. ....

**periclymenum ‘Graham Thomas’**

**Graham Thomas Honeysuckle**

**Vine Spread:** Variable **Zone:** 5



Extremely vigorous grower. Will flower until late September if pruned back in early spring. Cream to yellow flowers are fragrant in the evening.

TRELLIS #3 Cont. ....

**VINES AND CLIMBERS**

## VINES AND CLIMBERS

VARIETY	EXPOSURE			(M) MOIST (D) DRY	(CL) CLINGING (TW) TWINING	FLOWER			FRUIT			USES					
	(S) SUN	(SH) SHADE	(LT) SHADE (SW) SOUTH & WEST (NE) NORTH & EAST			C O L O R	M O N T H	F R A G R A N T	C O L O R	M O N T H	T R E L L I S	R A I L	H A I L	P L E	S T R U C T U R E		G R O U N D C O V E R
															W	O O D	
<i>Actinidia arguta</i> 'Issai'	S	LT	SW	D-M	TW	White	May-June		Green	Sept.-Oct.	X	X		X			
k. 'Arctic Beauty' (male)	S	LT	SW	D-M	TW	White	May-June	X			X	X		X			
k. 'Red Beauty' (female)	S	LT	SW	D-M	TW	White	May-June	X	Green	Sept.-Oct.	X	X		X			
<i>Akebia quinata</i>	S	SH	NE	D-M	TW	Chocolate-Purple	April	X	Violet	September	X	X		X		X	
<i>Ampelopsis cordata</i>	S	LT	NE	D-M	CL	Insignificant	May		Pink,Green,Blue	Sept.-Oct.	X	X	X	X		X	
<i>Aristolochia species</i>	S	LT	SW-NE	M	TW	Yellow-Green	May-June				X	X		X			
<i>Asparagus verticillatus</i>	S	LT	SW-NE	M	CL	White	May	X	Bright Red	July-Aug.	X	X	X	X			
<i>Bignonia capreolata</i> & cvs.	S	LT	NE	M	TW	Orange Red	May-Sept.				X	X	X	X		X	
<i>Campsis species</i> & cvs.	S		SW	D-M	CL	Varied by variety	July-Sept.		Brown Pod	Sept.-Dec.	X	X	X	X			
<i>Celastrus species</i>	S		NE	D-M	TW	Yellow-White	May-June		Orange-Red	Oct.-Nov.	X	X	X	X		X	
<i>Clematis terniflora</i> (paniculata)		LT	SW-NE	M	CL	White	August-Sept.	X	Silky	Sept.-Oct.	X	X	X	X		X	
<i>virginiana</i>	S	LT	SW-NE	M	CL	White	July-August		Silky	Sept.-Oct.	X	X	X	X		X	

VINES AND CLIMBERS

VARIETY	EXPOSURE				(M) MOIST	(CL) CLINGING (TW) TWINING	FLOWER			FRUIT		USES				
	(S) SUN	(SH) SHADE	(LT) SHADE	(NE) NORTH & EAST			C O L O R	M O N T H	F R A G R A N T	C O L O R	M O N T H	T R E L L I S	C O U L D	S T R U C T U R E		S O U T H
														R A I L	C A I N	
<i>Geisemium s. 'Margarita'</i>	S		LT	NE	M	TW	Yellow	May-June			X	X	X	X	X	
<i>Hedera helix</i>		SH	LT	NE	M	CL	Insignificant						X	X	X	
<i>Humulus l. 'Cascade'</i>	S			SW	M	CL	Insignificant	July		Tan Papery	X	X				
<i>Hydrangea petiolaris &amp; cvs.</i>	S	SH		NE	M	CL	White	June			X	X	X	X	X	
<i>Lonicera dioica</i>	S		LT	SW-NE	M	TW	Light Yellow	May-June		Red	X	X			X	
<i>hectrottii</i>	S		LT	SW-NE	M	TW	Carmine to Pink	June-Sept	X		X	X			X	
<i>henryi</i>	S		LT	SW-NE	M	TW	Yellow-Maroon	June-October		Black	X	X	X	X	X	
<i>per. cvs.</i>	S		LT	SW-NE	M	TW	Varied by Variety	Varied by Variety		Varied by Variety	X	X	X	X	X	
<i>semp. cvs.</i>	S		LT	SW-NE	M	TW	Varied by Variety	Varied by Variety		Varied by Variety	X	X	X	X	X	
<i>Lonicera x Mandarin</i>	S		LT	SW-NE	M	TW	Mandarin Orange	May-August			X	X			X	
<i>Parthenocissus quinquefolia &amp; cvs.</i>	S	SH		NE	D-M	CL	Green-White	June-July		Blue-Black	X	X	X	X	X	
<i>tricuspidata &amp; cvs.</i>	S	SH		NE	D-M	CL	Green-White	June-July		Dark Blue	X	X	X	X	X	
<i>Passiflora incarnata &amp; cvs.</i>	S			SW	M	CL	White/Pink/Blue	June-Sept		Yellow	X	X	X			
<i>Polygonum aubertii</i>	S	SH		SW-NE	D-M	TW	White	August-Sept			X	X				
<i>Schizophragma hydrangifoloides &amp; cvs.</i>	S	SH		NE	M	CL	White	June			X	X			X	
<i>Wisteria species &amp; cvs.</i>	S			SW	M	TW	Blue-Violet	April-May	X		X	X	X	X	X	

VINES AND CLIMBERS

**LONICERA**– Continued

**sempervirens ‘Blanche Sandman’**

**Blanche Sandman Honeysuckle**

**Vine Spread:** Variable **Zone:** 4



Vigorous grower with vibrant orange-red flowers from late May until frost. More resistant to aphids than other varieties and highly attractive to Hummingbirds. Selected from a **native** species.

TRELLIS #3 Cont. ....

**s. ‘John Clayton’**

**John Clayton Honeysuckle**

**Vine Spread:** Variable **Zone:** 4



A well behaved vine with excellent golden yellow tubular flowers which show off against a background of bright green foliage from June until frost. Excellent repeat bloomer. Selected from a **native** species.

TRELLIS #3 Cont. ....

**s. ‘Major Wheeler’**

**Major Wheeler Honeysuckle**

**Vine Spread:** Variable **Zone:** 5



This profuse blooming **native** honeysuckle is covered with a continuous display of red orange flowers from late spring through the end of summer. The crisp green foliage remains clean and resistant to mildew. A hummingbird magnet. Selected from a **native**.

TRELLIS #3 Cont. ....

**PARTHENOCISSUS quinquefolia**

**Virginia Creeper**

**Vine Spread:** Variable **Zone:** 3



Rapid growing native clinging vine. Maroon to scarlet foliage in fall. Low maintenance cover for walls, rock piles and trellises. Sun or shade. **Native**.

9" #1 Cont. (June) ....

**q. ‘Variegata’**

**Variegated Virginia Creeper**

**Vine Spread:** Variable **Zone:** 4



Attractively shaped leaves are splashed, striped and mottled with creamy-white on a vigorous vine that can add summer color to any wall or structure. Selected from a **native** species.

**SOLD OUT**

**PASSIFLORA incarnata ‘Ammon's Blue’**

**Ammon's Blue Passion Vine**

**Vine Spread:** Variable **Zone:** 5



This beautiful passion vine was selected from a **native population** of *Passiflora incarnata* by plantsman Dewey Hollister of Cincinnati, Ohio and named for his daughter. The large flowers have fringed filaments that are purplish-blue held over a background of soft white petals followed by edible fruit creating an exotic tropical effect on this hardy vine. **Native** to southern Ohio.

TRELLIS #3 Cont. (June) ....

**i. ‘Dossey's Purple’**

**Dossey's Purple Passion Vine**

**Vine Spread:** Variable **Zone:** 5



The large and exotic flowers of this cultivar have beautiful violet filaments displayed against a background of soft bluish-white petals. Create a tropical feeling in the landscape using this native vine. Selected and named by Dewey Hollister of Cincinnati, Ohio. **Native** to southern Ohio.

TRELLIS #3 Cont. (June) ....

**VINES  
AND  
CLIMBERS**

**POLYGONUM aubertii**

**Silver Lace Vine**

**Vine Spread:** Variable **Zone:** 4



A vigorous growing twining vine. Abundant clusters of small white flowers produced in August-September. Excellent for fences, trellises and arbors.

TRELLIS #3 Cont. ....

**SCHIZOPHRAGMA hydrangeoides 'Moonlight'**

**Moonlight Japanese Hydrangea**

**Vine Spread:** Variable **Zone:** 5



Selected for the lovely pewter mottling throughout each heart-shaped leaf. Large white clusters of flowers appear in July. Ideal for covering walls in shaded areas.

STK 30", 36" #2 Cont. ....

STK 4' #5 Cont. ....

**h. 'Roseum'**

**Pink Japanese Hydrangea**

**Vine Spread:** Variable **Zone:** 5



Clear, soft pink to rose teardrop sepals are displayed on flat inflorescence in late June and July. Use on a north-facing wall or mix with *Hydrangea petiolaris* to create and extend bloom and color contrast.

STK 30", 36" #2 Cont. ....

STK 4' #5 Cont. ....

**WISTERIA**

**These plants are vegetatively propagated to assure flowering plants.  
Plants may take 3-4 years to bloom once they are established at site.**

**WISTERIA frutescens 'Amethyst Falls'**

**Amethyst Falls Wisteria**

**Vine Spread:** Variable **Zone:** 5



Short plum racemes of vivid blue scented flowers appear in late May and early June and often repeat blooms during the summer. American Wisterias are slower growing and less invasive than the Asian ones. **Native.**

**fr. 'Longwood Purple'**

**Longwood Purple Wisteria**

**Vine Spread:** Variable **Zone:** 5



Stunning 5" clusters of deep purple flowers appear in late May and early June and can repeat all summer. Originated at Longwood Gardens. **Native.**

**macrostachys 'Aunt Dee'**

**Aunt Dee Wisteria**

**Vine Spread:** Variable **Zone:** 4



Twining vine for large supports and arbors producing light purple flowers in May and June, later than the Asiatic forms of Wisteria. Selected from a **native** species.

**ALL VARIETIES MAY NOT BE AVAILABLE IN ALL SIZES**

STK 3' #3 Cont. ....

STK 5' #5 Cont. ....

**VINES AND CLIMBERS**

## PERENNIALS

### ACANTHUS spinosus

Bear's Breeches

Height: 24-30" Zone: 5



Shiny dark green leaves are dissected and tipped with spines providing a textured clump of handsome foliage. Spiny spikes of pink and white flowers with green and gray bracts appear in mid summer.

CLUMP #2 Cont. ....

### ACHILLEA Hybrids

Yarrow

Height: 24-36" Zone: 3



Yarrows have ferny foliage ranging in shades of green to gray. Flowers appear in early summer in a wide range of colors, attract butterflies and work well in the perennial garden or in sunny border. Drought Tolerant.

'Coronation Gold' 24" - Golden-yellow flowers, silvery foliage.

'Summer Pastels' 24" - Pastel flowers range in shades of pinks, reds and creams.

CLUMP #2 Cont. ....

### ACTAEA racemosa

Black Cohosh or Bugbane

(aka Cimicifuga)

Height: 3-6' Zone: 2



Compound ferny leaves are topped by spikes of white flowers for several weeks in late summer. Prefers a moist, rich soil in partial shade. **Native.**

CLUMP #2 Cont. ....

#### r. 'Brunette'

Brunette Black Cohosh or Bugbane

Height: 36-48" Zone: 3



Handsome plants with deeply cut leaflets of dark purple, almost black foliage. White racemes of fragrant, white flowers appear in mid-summer to contrast against the foliage.

CLUMP #3 Cont. ....

#### r. 'Pink Spike'

Pink Spike Black Cohosh or Bugbane

Height: 4-5' Zone: 3



Dark bronze black foliage with spikes of soft pink flowers in mid to late summer. Prefers a moist, well-drained soil in partial shade.

CLUMP #3 Cont. (June).....

### AGASTACHE x 'Blue Fortune'

Blue Fortune Hyssop

Height: 24-36" Zone: 5



Long lasting soft blue flower spikes on 2-3' stems from July to September attract butterflies. The plant has fragrant anise scented foliage and is hated by deer. Needs a dry, well drained, sunny location in the garden and adapts well to poor soils. **Deer resistant.**

CLUMP #2 Cont. ....

**AGASTACHE** – Continued

**foeniculum 'Golden Jubilee'**

**Golden Jubilee Hyssop**

**Height:** 30" **Zone:** 4



Serrated Coleus-like leaves are chartreuse to gleaming gold and contrast with the lavender-blue bottlebrush flowers June to September. Uniform clumping habit.

CLUMP #2 Cont. ....

**AJUGA reptans**

**Bugleweed**

**Height:** 2-10" **Spread:** Groundcover **Zone:** 3



Fast growing groundcover that becomes heavy mats, preventing most weed growth. Leaves are larger and more succulent in shady areas. Spikes of flowers appear in May. Prefers well-drained soils.

r. **'Bronze Beauty' 4-6"** – Dark purplish-bronze foliage. (June)

r. **'Burgundy Glow' 4-6"** – Variegated foliage of white, pink, rose and green gives a tricolor effect. (June)

r. **'Catlin's Giant' 10"** – Large leaves of purplish-green foliage.

x **tenorii 'Chocolate Chip' 4"** – Forms tight rosettes of deep purple, crinkled, spinach like leaves. (June)

CLUMP 8" Squat Cont. ....

**ALCHEMILLA mollis 'Auslese'**

**Lady's Mantle**

**Height:** 18" **Zone:** 3



Clusters of small yellowish flowers May-June. Rounded, kidney-shaped leaves make a good ground cover in partial shade.

CLUMP #2 Cont. ....

**AMSONIA hubrichtii**

**Threadleaf Blue Star**

**Height:** 30-36" **Zone:** 4



Clusters of steel blue flowers in May and June above willow-like medium green leaves. Foliage turns to a rich golden hue in the fall. Thrives in full sun or partial shade. **Native** to southeastern U.S. **Perennial Plant of Year 2011**

CLUMP #2 Cont. ....

**tabernaemontana var. salicifolia**

**Eastern Blue Star**

**Height:** 2-3' **Zone:** 3



Clusters of light blue star shaped flowers are displayed against willow shaped green foliage in spring. Leaves turns shades of yellow in fall. Best in moist to wet soils. **Native** to Ohio.

CLUMP #1 & #3 Cont. ....

t. **'Blue Ice'**

**Blue Ice Blue Star**

**Height:** 12-15" **Zone:** 5



Blue Ice blooms longer and stronger than the species and forms a dense, compact mound of dark green foliage that turns brilliant yellow in fall. Selected from **native** species.

CLUMP #1 & #2 Cont. ....

**ANEMONE canadensis** **Meadow Anemone**

**Height:** 12-18" **Zone:** 4 ○ ● ●

This **native** groundcover spreads rapidly by underground rhizomes. Lovely, large white blooms in late spring and early summer with handsome foliage look fresh all season. A good massing plant for the woodland border and damp areas. **Native** to Ohio and eastern U.S.

CLUMP #2 Cont. (June) .....

**ANEMONE HYBRIDS** **Japanese Anemone**

**Height:** Various **Zone:** 5 ○ ● ○

One of the finest fall blooming perennials. Blooms are borne on sturdy 2' stems above 12" mounds of foliage. Best grown in partial shade, rich organic soil. Mulch in winter.

**hupehensis** 'September Charm' 30" – Single, rose-pink.

**x hybrida** 'Honorine Jobert' 3' – Single, white.

**Perennial Plant of Year 2016**

**x hybrida** 'Lucky Charm' 3' – Dark pink single flowers held on dark purple stems.

**x hybrida** 'Whirlwind' 3' – Semi-double white flowers.

**tomentosa** 'Robustissima' 3' – Single, pink.

CLUMP #2 Cont. (June) .....

**AQUILEGIA x 'Biedermeier'** **Columbine**

**Height:** 12" **Zone:** 3 ○ ● ●

Densely clustered bouquets in mixed colors including pink, purple, light blue and white on neat compact plants.

CLUMP #2 Cont. ....

**canadensis** 'Little Lanterns' **Little Lanterns Wild Columbine**

**Height:** 12-18" **Zone:** 3 ○ ● ●

Red flowers with yellow centers in April & May typical of the species but with more intense color on a shorter plant. Selected from **native** plant.

CLUMP #2 Cont. ....

**ARMERIA maritima 'Splendens'** **Seapink**

**Height:** 6-8" **Zone:** 4 ○

Tight mounds of fine grassy foliage produce flowers like rose pink balls in spring. Needs a sunny location with well-drained soil.

CLUMP #1 Cont. ....

**ARTEMISIA schmidtiana** **Silver Mound**

**Height:** 8-12" **Zone:** 5 ○

Herbaceous fine textured perennial with silvery foliage for the sunny border or rock garden.

CLUMP #2 Cont. (June) .....

---

**NEED TO KNOW MORE ABOUT A PLANT?** Remember to review the Reference Charts on Bamboo p. 29, Bog and Marginal Plants p. 40, Ferns p. 77, Grasses p. 92-93, Deciduous Ilex p. 113, Malus p. 133, Shrub Roses p. 165 and Vines & Climbers p. 206-207.

**ARUM italicum**

**Italian Jack-in-the-Pulpit**

**Height:** 12-18" **Zone:** 5



An excellent plant for shaded or woodland settings. The marbled dark green foliage emerges in late August and persists all winter. In June, cream yellow flowers appear as the foliage starts to go dormant. In July, erect spikes of orange fruit are extremely showy.

CLUMP #1 Cont. ....

**ARUNCUS aethusifolius**

**Dwarf Goatsbeard**

**Height:** 12" **Zone:** 4



Dwarf plant with deeply cut leaves and panicles of creamy white flowers in mid to late summer. Rock garden or front of the border plant. Partial shade. **Native.**

CLUMP #2 Cont. ....

**dioicus**

**Goatsbeard**

**Height:** 48" **Zone:** 4



Panicles of creamy flowers appear in late spring above finely divided foliage. Plants form large clumps in moist, shady gardens. Good naturalizer for waters edge. **Native.**

CLUMP #2 Cont. ....

**ASARUM SPECIES & CVS – See Page 21**

**ASCLEPIAS incarnata ‘Soul Mate’**

**Soul Mate Butterfly Weed**

**Height:** 36" **Zone:** 5



Deep rose-pink flowers on 3' stems July to September. Good cut flower. Best in moist soils but will tolerate well-drained sites. Selected from **native** species.

CLUMP #2 Cont. (June) ....

**tuberosa**

**Butterfly Weed**

**Height:** 24-36" **Zone:** 5



This perennial is a rugged, sun-loving plant. Adapts to infertile soils and drought conditions. Cannot compete with surface rooting trees, but can with grass, which makes it a good choice for meadow gardens. Has vibrant orange flower heads on 24" stems most of summer. **Native** to eastern U.S. **Perennial Plant of the Year 2017**

CLUMP #2 Cont. ....

**ASTER cordifolius**

**Blue Wood Aster**

**(aka Symphyotrichum cordifolium)**

**Height:** 2-3' **Zone:** 3



Clouds of blue flowers in early fall in shade. A great naturalizer under trees or at the edge of the woods. Works well with Hostas and Astilbes to cover their declining fall foliage. **Native.**

CLUMP #2 Cont. (June) ....

**Sign up for our NEWSLETTER**

Educational information; highlighting particular plants and access to our most recent availability  
SIGN UP by email, call, or fax us your information.

**ASTER – Continued**

**novae-angliae** **New England Aster**

(aka *Symphotrichum novae-angliae*)

**Height:** 24-36" **Zone:** 4 ○●

Many selections of this **native** Aster are useful in the perennial border and for naturalizing. All are late blooming, taller Asters and mildew resistant. Sun.

**'Alma Potschke' 36"** – Bright rose red.

**'Purple Dome' 24"** – Dwarf, rich purple.

CLUMP #2 Cont. ....

**novi belgii Hybrid** **New York Aster or Michaelmas Daisy**

(aka *Symphotrichum novi belgii*)

**Height:** 12-15" **Zone:** 4 ○

Dwarf Asters bloom continuously from mid-August till the end of October. Sun. Selected from **native** species.

**'Wood's Light Blue'** – Light blue. (June)

**'Wood's Pink'** – Clear pink.

CLUMP #2 Cont. ....

**oblongifolius 'October Skies'** **October Skies Aster**

(aka *Symphotrichon oblongifolium*)

**Height:** 18" **Zone:** 5 ○

Shorter than Raydon's Favorite, it is bluer forming a low bushy mound of foliage with long lasting flowers in mid fall. Great for massing and even as a ground cover.

CLUMP #2 Cont. ....

**o. 'Raydon's Favorite'** **Raydon's Favorite Aster**

(aka *Symphotrichum oblongifolium*)

**Height:** 3' **Zone:** 3 ○

Medium blue, fine textured single ray flowers in September and October. Aromatic foliage. Selected from **native** plant.

CLUMP #2 Cont. ....

**umbellatus** **Flat Topped White Aster**

(aka *Doellingaria umbellata*)

**Height:** 3-5' **Zone:** 3 ○●

A tough native aster that stands out in the background of the shrub border or native planting. Flat topped clusters of white flowers are produced in late summer. Prefers wet sites in sun to partial shade. Attracts butterflies, bees and other pollinators and is useful in the perennial border or natural areas. **Deer tolerant. Native to Ohio** and eastern U.S.

CLUMP #2 Cont. (June) ....

***Online Availability***

Visit our website [klynnurseries.com](http://klynnurseries.com)

- |                        |                          |                     |
|------------------------|--------------------------|---------------------|
| Sales Staff            | Availability*            | Quote Form          |
| Hot List*              | Klyn Catalog 2021*       | Illustrated Catalog |
| E-mail addresses       | About Us / Directions    |                     |
| Plant Lists & Lectures | <b>Password: route84</b> |                     |

**ASTILBE HYBRIDS**

**Meadow Sweet**

**Height:** Various      **Zone:** 4



Feathery flower plumes and ferny foliage. Require rich, moist soils and partial shade.



**'Chocolate Shogun' P.P. 26430 36"** – Dark purple foliage is topped by blush pink flowers. (June)

**'Deutschland' 24"** – Pure white lacy panicles.

**'Maggie Daley' 28"** – Rose-purple dense and fuzzy plumes.

**'Montgomery' 20"** – Dark red triangular plumes.

**'Red Sentinel' 24"** – Scarlet red tight upright plumes.

**'Rheinland' 24"** – Clear pink large plumes. (June)

**'Rock & Roll' P.P. 14855 24"** – Puffy white plumes, dark green foliage.

**chinensis 'Pumila' 12"** – Dwarf pink in July, foliage forms a low carpet of foliage.

**ch. 'Visions' 14-16"** – 'Raspberry-red' plumes sweetly fragrant.

**ch. 'Vision in Pink' P.P. 11860 18-20"** – Pale pink dense upright plumes.

**ch. 'Vision in Red' P.P. 11965 15-18"** – Pinkish-red dense, fuzzy plumes.

**simplicifolia 'Sprite' 12"** – Shell-pink open panicles, finely textured foliage.

**Perennial Plant of the Year 1994.**

**tacquetii 'Superba' 36"** – Rosy-purple plumes in July. Tall grower.

CLUMP #2 Cont. ....

**ASTILBOIDES tabularis**

**Shieldleaf Rodgersflower**

**(aka Rodgersia tabularis)**

**Height:** 36-60"      **Zone:** 5



A spectacular foliage plant with large circular, lobed leaves up to 2' or more across. Flowers resemble a large white astilbe in June. Prefers semi-shade in cool moist humus under deep-rooted trees or at waters edge, but will tolerate prolonged periods of flooding.

CLUMP #3 Cont. (June) .....

**BAPTISIA australis**

**Blue False Indigo**

**Height:** 48-60"      **Zone:** 3



Excellent back of the border plant. Has intense blue spikes of pea-shaped flowers on 3-4' stems above gray-green leaves. June blooms are followed by prominent dark seedpods. **Native** to eastern U.S. Sun, partial shade. **Deer resistant.**

**Perennial Plant of the Year 2010.**

CLUMP #1 & #3 Cont. ....

**x 'Lunar Eclipse'**

**Lunar Eclipse False Indigo**

**Height:** 2-3'      **Zone:** 4



Unique flowers emerge a light lemon over cream color aging to cream and then to light and finally medium violet adding a two to three tone color effect. **Deer resistant.**

**SOLD OUT**

**BAPTISIA – Continued**

**x 'Purple Smoke'** **Purple Smoke False Indigo**  
**Height:** 3-4½' **Zone:** 5 ○●  
 Dusty purple Lupine-like flower spikes and charcoal stems on a vigorous plant. Easily grown in most well drained soils. Full sun allows for best color effect. **Deer resistant.**

**SOLD OUT**

**x Solar Flare Prairieblues™ P.P. 20408** **Solar Flare Prairieblues™ False Indigo**  
**Height:** 2-3' **Zone:** 5 ○●  
 Extremely vigorous upright, vase-shaped habit. Flowers open a pleasing lemon yellow taking on a unique orange to violet blush with age. **Deer resistant.**  
 CLUMP #3 Cont. (Summer) .....


**x Twilite Prairieblues™ P.P. 19011** **Twilite Prairieblues™ False Indigo**  
**Height:** 3' **Zone:** 5 ○●  
 Deep violet bicolor pea-shaped flowers with lemon-yellow keels, late spring to early summer above blue-green foliage. **Deer resistant.**

**SOLD OUT**

**BERGENIA cordifolia 'Winterglut'** **Winterglut Bergenia**  
**Height:** 10" **Zone:** 3 ●●○  
 Evergreen heart-shaped heavy textured leaves. Red flowers and vivid deep ruby-red winter foliage. Good for the low border, in most soils in sun or shade.  
 CLUMP #2 Cont. ....

**BRUNNERA macrophylla 'Jack Frost' P.P. 13859** **Jack Frost Bugloss**  
**Height:** 12-15" **Zone:** 3 ●●  
 Rounded frosty looking silver leaves are topped with tiny clusters of clear blue flowers in early spring. Prefers shady moist, rich soils to grow the best plants. **Perennial Plant of the Year 2012**  
 CLUMP #3 Cont. ....  
 CLUMP #3 Cont. (Summer) .....

**CALTHA palustris** **Marsh Marigold**  
**Height:** 12-18" **Zone:** 3 ○●  
 Large bright yellow flowers above shiny deep green leaves in early spring. Grows best in boggy soil or shallow water at the edge of a pond or stream. Naturalize in masses near waters edge. **Native.**  
 CLUMP #2 Cont. ....

 **palustris 'Double Gold'** **Double Gold Marsh Marigold**  
**Height:** 12-18" **Zone:** 3 ○●  
**A new introduction from Klyn Nurseries.** We found this plant several years ago and after years of observation are proud to introduce this double flowered form of Marsh Marigold. The deep, double golden-yellow flowers are striking against dark green foliage that is more robust than the species. Flowers have twice as many petals as the native species and last longer in the landscape. Use in natural areas or in a moist area of the garden or near a pond. Selected from **native** species.  
 CLUMP #2 Cont. ....

**P  
E  
R  
E  
N  
N  
I  
A  
L  
S**

**CAMPANULA carpatica**

**Bellflower**

**Height:** 5-7" **Zone:** 3



Dense tufts of glossy green leaves with bell-shaped flowers. The Rapido series blooms earlier than the Clips series lasting from early spring until late summer. Good for massing or groundcover where space is limited.

**'Rapido Blue'** – Violet blue flowers.

**'Rapido White'** – Pure white. (June)

CLUMP #1 Cont. ....

**poscharskyana Blue Waterfall**  
**('Camgood' P.P. 13161)**

**Blue Waterfall Bellflower**

**Height:** 8-10" **Zone:** 5



Low mounds of light green foliage covered with dark blue bell-shaped flowers in summer. The low growing vigorous habit makes it a good candidate as a ground cover or for mixing in the shrub border. Combines well with Coreopsis and Rudbeckia.

CLUMP #1 Cont. ....

**CASSIA hebecarpa**

**Senna**

**Height:** 4-6' **Zone:** 4



Dramatic, tropical appearing perennial with compound leaves and racemes of yellow flowers with black anthers in August and September. Thrives in full sun and partial shade. Drought tolerant. Useful at the back of the shrub border or as an accent plant. **Native** to eastern U.S.

CLUMP #5 Cont. ....

**CERASTIUM tomentosum**

**Snow-in-Summer**

**Height:** 6-8" **Zone:** 3



Covers itself with masses of star-shaped, 3/4" white flowers in late spring and early summer. Foliage silvery-gray. Needs well-drained sunny location. Aggressive spreader, makes a good ground cover.

CLUMP #1 Cont. ....

**CERATOSTIGMA plumbaginoides**

**Plumbago**

**Height:** 12" **Zone:** 5



An herbaceous ground cover with bright blue flowers from July to autumn. Emerges late in the landscape.

CLUMP #1 Cont. (June) ....

*Online Availability*

Visit our website [klynnurseries.com](http://klynnurseries.com)

Sales Staff      Availability\*      Quote Form

Hot List\*      Klyn Catalog 2021\*      Illustrated Catalog

E-mail addresses      About Us / Directions

Plant Lists & Lectures      **Password: route84**

**CHELONE glabra**

**Turtlehead**

**Height:** 2-3'     **Zone:** 4



Upright perennial with stout stems and shiny deep green foliage. Plants are topped with spikes of white snapdragon like flowers in late summer. Prefers rich, humusy, moist soil, is **deer tolerant** and food and breeding source for **butterflies**. **Native** to Ohio and eastern U.S.

CLUMP #2 Cont. (June) .....

**lyonii 'Hot Lips'**

**Hot Lips Turtlehead**

**Height:** 24-36"     **Zone:** 3



Terminal clusters of large hot pink flowers in late summer and early fall are set off by clean dark-green foliage. Good in average to moist soil, sun or part shade. Selected from southeastern U.S. **native**.

CLUMP #2 Cont. ....

**CONVALLARIA majalis**

**Lily-of-the-Valley**

**Height:** 6-8"     **Zone:** 3



Fragrant white bell-shaped flowers in late spring. Creates a dense ground cover for shady areas.

CLUMP QT. (12 per flat, full flats only) .....

**m. 'Rosea'**

**Pink Lily-of-the-Valley**

**Height:** 6-8"     **Zone:** 3



Fragrant pale pink bell-shaped flowers followed by tiny orange berries give added interest to this popular groundcover.

CLUMP QT. (16 per flat, full flats only) .....

**COREOPSIS grandiflora 'Early Sunrise'**

**Early Sunrise Coreopsis**

**Height:** 18-24"     **Zone:** 3



This award winning double form blooms bright gold all summer on 18-24" stems over attractive dark green mounded foliage. Compact. The species is **native** to the southeastern U.S.

CLUMP #2 Cont. ....

**x 'Mercury Rising' P.P. 24689**

**Big Bang™ Mercury Rising**

**Height:** 15"     **Zone:** 5



Large red flowers with golden orange center do not fade and keep on blooming all summer.

CLUMP #2 Cont. (June).....

**verticillata 'Crème Brulee' P.P. 16096**

**Crème Brulee Coreopsis**

**Height:** 18-24"     **Zone:** 5



A more vigorous form of *C. 'Moonbeam'* with larger flowers all along the stem giving a fuller overall appearance. The species is **native** to the eastern U.S.

CLUMP #2 Cont. ....

**COREOPSIS – Continued**

**v. 'Moonbeam'** **Moonbeam Coreopsis**  
**Height:** 18" **Zone:** 3 ○

Creamy yellow flowers produced throughout the summer against a background of ferny foliage. The species is **native** to the eastern U.S. **Perennial Plant of the Year 1992.**

CLUMP #1 & #2 Cont. ....

**v. 'Zagreb'** **Zagreb Coreopsis**  
**Height:** 8-12" **Zone:** 3 ○

Deep yellow, starry flowers against fern-like foliage July through frost. Great for massed color. Sun. The species is **native** to the eastern U.S.

CLUMP #2 Cont. ....

**x hybrida Uptick™ Series** ○  
**Height:** 12-14" **Zone:** 5

**'Uptick™ Gold and Bronze' ('Baluptgonz' P.P. 28882)** – Large bronze red eye is framed with gold on tidy mounding plants.

**'Uptick™ Yellow and Red' ('Baluptowed' P.P. 28865)** – Sunny yellow flowers with dark red centers on compact plants.

CLUMP #2 Cont. (June) ....

**CROCOSMIA 'Lucifer'** **Lucifer Crocosmia**  
**Height:** 40" **Zone:** 5 ○

Spikes of long lasting flowers on tall stems are held above light green Gladiolus-like foliage. Full sun in well drained soil. Flaming red.

CLUMP #2 Cont. ....

**DARMERA peltata** **Umbrella Plant**  
**(aka Peltiphyllum peltatum)**

**Height:** 18-36" **Zone:** 5 ● ● ○

Dome shaped clusters of soft pink flowers on tall stalks rise directly from the rhizomes in very early spring, and the umbrella-like leaves 6-18" across are borne on 18" to 3' stalks that seem to spring directly from the ground. Russet foliage in fall. Superb for shady waterside plantings. Plants will grow in **moist shade** or in normal garden soils. The more moisture available, the bigger the plant. For specimen use or grouped with grasses or moisture loving Iris. **Native** to northwestern U.S.

CLUMP #2 Cont. ....

**P  
E  
R  
E  
N  
N  
I  
A  
L  
S**

**DID YOU KNOW? ...**

APRIL has been designated **Native Plant Month** here in Ohio!

**DELOSPERMA**

**Ice Plant**

**Height:** 2-4"      **Zone:** 5



Ice plants are native to South Africa. These hardy species come from an area of the Drakensberg Mts. where it is cold enough for snow and skiing. Use like a sedum in hot sunny locations in our gardens that have good drainage especially in winter. They are very useful in rock and alpine gardens or as groundcovers.

**x 'John Proffitt' 2"** – very hardy evergreen foliage covered by magenta flowers in summer. (June)

**nubeginum 2"** – Golden yellow <sup>3</sup>/<sub>4</sub>" flowers appear in late May and early June covering the pickle-like green foliage.

CLUMP #1 Cont. ....

**DENDRANTHEMA 'Sheffield Pink'**

**Sheffield Pink Chrysanthemum**

**Height:** 24-30"      **Zone:** 4



Beautiful, apricot-colored fragrant flowers attract butterflies to the garden. Very hardy with a long bloom period. Use with ornamental grasses and Asters, in large-scale edging or mass plantings.

**'Sheffield Yellow'**

**Sheffield Yellow Chrysanthemum**

**Height:** 24-30"      **Zone:** 4



Distinctly different soft creamy yellow flowers appeared as a sport on *Sheffield Pink* and exhibits the same strong growth and hardiness. The plant was found as a branch sport at Klyn Nurseries. (June)

CLUMP #2 Cont. ....

**DIANTHUS HYBRIDS**

**Garden Pinks**

**Height:** Various      **Zone:** 4



These hardy late spring to early summer bloomers have a spicy fragrance and attractive foliage. Require sunny, well-drained location.

**gratianopolitanus 'Bath's Pink' 4-6"** – Soft pink, spicy-scented.

**g. 'Fire Witch' 6-8"** – Deep raspberry-red flowers. (June)

**Perennial Plant of the Year 2006**

**g. 'Mountain Mist' 8-12"** – Double smoky pink.

**g. 'Tiny Rubies' 4-6"** – Dwarf, rose-pink.

**x Scent First® Memories ('WP11 GWE04' P.P. 25027)** – Double white flowers with spicy fragrance and compact mounds of blue green foliage.

CLUMP #1 Cont. ....

**DICENTRA formosa 'Luxuriant'**

**Fern Leaf Bleeding Heart**

**(aka Lamprocapnos f. 'Luxuriant')**

**Height:** 12-18"      **Zone:** 3



Cherry-red blossoms bloom perpetually from late April until October above ferny green foliage.

CLUMP #2 Cont. ....

**DICENTRA – Continued**

**spectabilis**

(aka *Lamprocapnos spectabilis*)

**Height:** 24-36" **Zone:** 3



Long racemes of heart-shaped pink flowers from May through June. Sun or partial shade.

CLUMP #2 Cont. (June) .....

**Old Fashioned Bleeding Heart**

**ECHINACEA HYBRIDS**

**Coneflower**

**Height:** 24-36" **Zone:** 4



Strong upright stems are topped by daisy-like flowers. Blooms July to September. Sun or partial shade. The species is **native** to the central U.S.

**purpurea 'Magnus'** – Rose-pink flowers. [**Perennial Plant of the Year 1998**]

**p. 'White Swan'** – White flowers.

CLUMP #2 Cont. ....

**NEW CONEFLOWER SELECTIONS**



**'Cheyenne Spirit' – 25-30"** – An assortment of colors including gold, scarlet, orange, rose-red, cream, purple and yellow useful for massing in the perennial border. (June)

**Double Scoop™ Cranberry – 24-26"** – Large double flowers with cranberry red centers. Well branched plant. (June)  
 ('Balscanery' P.P. 24769)

**Double Scoop™ Orangeberry – 21-23"** – Orange petals surround a raspberry center cushion. (June)  
 ('Balscoberr' P.P. 23145)

**'Hot Papaya' P.P. 21022 – 30-36"** – The 3" spicy red orange flowers have a papaya orange halo in the pom-pom center.

**PowWow® Wild Berry – 18-24"** – Intense rose to magenta flowers with dark rose center. Forms well branched compact plant. (June)  
 ('PAS 702917')

**Sombrero® Baja Burgundy – 22-24"** – Very large, single flowers with overlapping deep, rich burgundy petals surrounding a large, brown cone. (June)  
 ('Balsombabur' P.P. 28162)

**Sombrero® Hot Coral – 18-22"** – Well branched compact plants with coral orange fragrant flowers.  
 ('Balsomcor' P.P. 23907)

**Sundown Big Sky™ – 32"** – Russet-orange flowers with a prominent brown cone. (June)  
 ('Evan Saul' P.P. 17659)

CLUMP #2 Cont. ....

**P  
E  
R  
E  
N  
N  
I  
A  
L  
S**

**NEED TO KNOW MORE ABOUT A PLANT?** Remember to review the Reference Charts on Bamboo p. 29, Bog and Marginal Plants p. 40, Ferns p. 77, Grasses p. 92-93, Deciduous Ilex p. 113, Malus p. 133, Shrub Roses p. 165 and Vines & Climbers p. 206-207.

**EPIEDIUM**

**Barrenwort**

**Height:** 8-15"      **Zone:** 4-5



Epimediums are aristocratic groundcovers rarely growing more than a foot tall. They are the perfect solution for use under leggy shrubs or under trees with competing roots tolerating dry shade very well. Pointed leaves attached to wiry stems can be evergreen or deciduous depending on the species. The delicate flowers are held above the foliage in April and early May. They will thrive in a shady site preferring an acid soil high in organic matter but once established are ironclad. **Deer tolerant.**

- x 'Amber Queen' 10"** – Amber flowers are followed by tidy heart shaped semi-evergreen foliage with a russet mottling. ★
- x cantabrigense 'Orange Queen' 12-15"** – Light orange flowers top olive-green foliage in spring. ★
- 'Fire Dragon' P.P. 17179 14"** – Semi-evergreen, clump form with bronze margins on new foliage provides contrast to the flowers that are yellow highlighted by red spurs. Foliage green in summer.
- grandiflorum 12"** – Foliage emerges bronzy pink and turns dark green in summer on this clump forming plant. Stems of silvery pink flowers emerge before the foliage. (June)
- 'Lilafee' 10"** – Lilac flowers top emerging bronze foliage that changes to toothed green leaves in summer on a compact clumping form. ★
- x perralichicum 'Frohnliten' 12"** – Green foliage mottled with red in spring is topped with clusters of large butter-yellow flowers. Summer foliage fades to green and makes an excellent woodland groundcover.★
- 'Pink Elf' P.P. 17228 12"** – Tiny airy light pink flowers in spring on a clumping plant with green foliage. ★
- pinnatum subsp. colchicum 12-14"** – Slow spreading evergreen groundcover with rounded glossy green leaves that turn burgundy in fall. In spring spikes of bright yellow flowers have reddish spurs and are held above the foliage. ★
- x rubrum 12"** – Bright pink to crimson flowers with white spurs hand daintily above the red tinted heart shaped semi-evergreen foliage. ★
- x versicolor 'Sulphureum' 12"** – Pale yellow flowers nod delicately above medium green, heart shaped foliage. Foliage persistent but not evergreen. (June) ★
- x youngianum 'Akebono' 8"** – Light rose pink flowers. New growth has reddish leaf edges. Very floriferous.★
- x youngianum 'Merlin' 8-12"** – Large dusky violet flowers fade to white. Bronze infused leaves mature to light green.
- x youngianum 'Niveum' 8-12"** – White 3-4" flowers. New leaves tinged red aging to green, then deep red in fall. ★

CLUMP #1 Cont. ....

**Varieties marked ★ Also sold as**

CLUMP 3" Deep Plug (full flats only, 24 per flat) .....

**P  
E  
R  
E  
N  
N  
I  
A  
L  
S**

**ERYNGIUM zabelii 'Big Blue' P.P. 20636**

**Sea Holly**

**Height:** 24-30" **Zone:** 4



Iridescent blue flowers held upright on blue stems with silver leaves flowering over a long period in summer. Prefers full sun and average to dry soils.

CLUMP #2 Cont. (June) .....

**EUPATORIUM dubium 'Little Joe' P.P. 16122**

**Little Joe Joe Pye Weed**



**Height:** 3-4' **Zone:** 4



'Little Joe' looks like a miniature version of the standard size with sturdy dark purplish red stems, rugose foliage and large domed panicles of pink flowers. A magnet to butterflies, suitable for planting in moist areas or average garden soil. Species **native** to eastern U.S.

CLUMP #2 Cont. ....

**maculatum 'Gateway'**

**Gateway Joe Pye Weed**

**Height:** 5-6' **Zone:** 4



Huge pink clusters atop deep wine-red stems, July to September. Average to moist areas. Works well at ponds edge. Sun or partial shade. Good plant for attracting butterflies. Selected from **native** species.

CLUMP #2 Cont. ....

**rugosum 'Chocolate'**

**Chocolate Snakeroot**

**Height:** 36" **Zone:** 4



Attractive selection of native snakeroot. Chocolate leaves with deep shiny purple stems make a wonderful contrast to clusters of bright white flowers in September and October. Foliage fades to a dusky green at flowering. Selected from **native** species.

CLUMP #2 Cont. (June) .....

**FILIPENDULA rubra 'Venusta'**

**Queen of the Prairie**

**Height:** 4-5' **Zone:** 4



A tall spreading perennial with large pinnate foliage suitable for sunny moist areas. The branching red stems are topped with dainty plumes of densely clustered rose-pink flower heads in early to mid summer.

CLUMP #3 Cont. ....

**FRAGARIA vesca 'Lipstick'**

**Lipstick Strawberry**

**Height:** 6-8" **Zone:** 3



Bright red flowers with yellow centers bloom repeatedly through the summer. The bright, semi-evergreen leaves and small edible fruit add to its appeal. Useful as ground cover, in containers or hanging baskets. Sun or partial shade.

CLUMP #1 Cont. (June) .....

**GALIUM odoratum**

**Sweet Woodruff**

**Height:** 8" **Zone:** 4



Fragrant, small white flowers in May with hay-scented fine textured foliage. Excellent ground cover plant. Partial to full shade.

CLUMP #1 Cont. (June) .....

2" CELL (50 per flat) (June) .....

**P  
E  
R  
E  
N  
N  
I  
A  
L  
S**

**GAURA lindheimeri 'Siskiyou Pink'**

**Siskiyou Wand Flower**

**Height:** 24-30" **Zone:** 5



Plants have sprays of striking deep, rich pink flowers June to September. Sun, well drained soil. Species is **native** to south central U.S.

**I. 'Whirling Butterflies'**

**Whirling Butterflies Wand Flower**

**Height:** 24-30" **Zone:** 5



An improved selection with white flowers and red stems. Shorter, bushier form of *G. lindheimeri*, blooming June to October. Prefers well drained bed and sun. Heat and drought resistant. Species is **native** to south central U.S. (June)

CLUMP #2 Cont. ....

**GERANIUM x 'Azure Rush' P.P. 22684**

**Azure Rush Geranium**

**Height:** 14-16" **Zone:** 5



A sport of Geranium 'Rozanne' it has the same continuous flowering habit. 'Azure Rush' is covered with light blue 2 1/2" flowers held above tidy foliage. It has shorter internodes giving it a more compact habit than G. 'Rozanne'.

**x cantabrigense 'Biokovo'**

**Biokovo Geranium**

**Height:** 10-12" **Zone:** 5



Small, finely textured evergreen leaves produce dense carpets studded from late spring to mid-summer with heavy, soft pink to white flowers. **Perennial Plant of the year 2015.**

**endressii 'Wargrave Pink'**

**Wargrave Pink Geranium**

**Height:** 12" **Zone:** 4



Vigorous mound shaped plant with soft pink flowers held well above the foliage. Useful in groups on the margin of borders or in rock gardens. (July)

**x 'Johnson Blue'**

**Johnson Blue Geranium**

**Height:** 18" **Zone:** 4



Clear blue flowers held above divided foliage on neat compact plants. Does well in sun or light shade.

**macrorrhizum 'Ingwersen's Variety'**

**Ingwersen Geranium**

**Height:** 12-24" **Zone:** 3



Makes a good deciduous ground cover with its stoloniferous habit. Attractive pale lavender-pink flowers blend nicely with glossy foliage.

**x 'Rozanne' P.P. 12175**

**Rozanne Geranium**

**Height:** 12" **Zone:** 5



Large deep blue flowers bloom from June to October. The foliage changes to a brownish red in fall. One of the longest blooming geraniums available. **Perennial Plant of the Year 2008**

**sanguineum 'Max Frei'**

**Max Frei Geranium**

**Height:** 6-12" **Zone:** 4



More compact than *G. sanguineum*, with deep magenta flowers from June to September with good fall color.

**GERANIUM** – Continued

**sanguineum v. striatum**

**Striatum Geranium**

(**lancastrense v. striatum**)

**Height:** 8-10"

**Zone:** 3



Light pink flowers with crimson veins bloom over a very long season on a low plant. Good for the front of the border or for massing.

CLUMP #2 Cont. ....

**HELENIUM x Mardi Gras**

**Mardi Gras Sneezeweed**

(**'Helbro' P.P. 15124**)

**or Helen's Flower**

**Height:** 36"

**Zone:** 4



Produces multicolored blooms of yellow edged with bright orange red aging to clear red edged in gold for six to eight weeks from late summer into fall. Pinching back in late June to early July helps promote a well branched more compact plant. Not bothered by deer or rabbits. Prefers rich, moist soils in sun.

CLUMP #2 Cont. ....

**HELIANTHUS 'Lemon Queen'**

**Lemon Queen Sunflower**

**Height:** 6-8'

**Zone:** 4



Forms a tall, upright, bushy clump topped with sprays of intense, light yellow single flowers in late summer and fall. Excellent for the back of the perennial border. Pinching back in late June will keep the plant shorter. Attractive to butterflies. Selection made from **native** species.

CLUMP #3 Cont. ....

**HELIOPSIS helianthoides 'Summer Nights'**

**Summer Nights False Sunflower**

**Height:** 3-4'

**Zone:** 4



Deep golden yellow 2" flowers, many with mahogany centers top dark red stems and red tinged foliage for 10-12 weeks. Prefers sun and do not overfeed to keep the plant sturdy and erect. The species is **native**.

CLUMP #3 Cont. (June) ....

**HELLEBORUS x hybridus**

**Lenten Rose**

**Height:** 12-15"

**Zone:** 4



Flowers bloom in late winter and early spring in colors ranging from cream to rich dusty rose often with a hint of green. This combined with the attractive evergreen foliage make it a superb plant for the shady garden. **Perennial Plant of the Year 2005.**

CLUMP Qts. (15 per flat, full flats ONLY) .....

CLUMP #2 Cont. (May) .....

***Make Shade an Advantage . . .***

by using Azaleas, Rhododendrons, Itea, Hydrangea, Stephanandra, Carex, Aster divaricata, Hosta, Kirengeshoma, and Ferns to name just a few of the broad range of shade loving plants that we offer both for wet and dry shade.

## DAYLILY

**Bare Root Daylilies**  
 Check our website for availability of bare root daylily divisions.

### HEMEROCALLIS – DIPLOID HYBRIDS

Daylilies

Height: Various      Zone: 4



Very hardy perennials for mass plantings or borders. At their very best during the hot part of the summer. Sun.

- 'Big Ross' 54" – Bright yellow with red petal tips. July-August.
- 'Bonanza' 15-18" – Free flowering, soft golden yellow. July-September.
- 'Double Gold' 30" – Double golden yellow. June-August.
- 'Frans Hals' 22" – Bicolor, rusty-orange and red. July.
- 'Gentle Shepherd' 30" – Nearly white. Mid-season.
- 'Hearts Afire' 30" – Carmine red, orange eye. Mid-season.
- 'Hyperion' 36" – Citron yellow, fragrant. July-August.
- 'Joan Senior' 24-30" – White with green throat. Mid-season.
- 'Kwanso' 36" – Double orange. July.
- 'Pink Damask' 30" – Rose-pink. Mid-season.
- 'Prairie Blue Eyes' 26-28" – Lavender with near blue eye zone. Mid-season.

CLUMP #1 & #2 Cont. ....

### middendorffii

Middendorffii Daylily

Height: 24-27"      Zone: 3



Extra early season fragrant soft apricot-orange blooms in May. Species native to Japan.

CLUMP #1 Cont. ....

### HEMEROCALLIS – TETRAPLOID HYBRIDS

Daylilies

Height: Various      Zone: 4



Tetraploid plants produce large blooms of heavy texture with rich colors and an abundance of bloom.

- 'Ann Warner' 24-30" – Pink. Early.
- 'Baja' 28-30" – Bright red. Mid-season.
- 'Black Stockings' 24" – Huge 5" purple black with a green throat. Mid-season.
- 'Doublicious' 20" – Bright orange-peach double flowers. Mid-season.
- 'Lusty Leland' 30-42" – Bright red, fragrant. Mid-season.
- 'Mary Todd' 26-30" – Bright yellow, heavy bloomer. Late June.
- 'Moonlight Masquerade' 26" – Pale cream to near white with large purple eye and deep green throat. 5 1/2" flowers. Early mid-season.
- 'Rocket City' 40" – Bright orange-red. Mid-season.
- 'Shari Harrison' 24" – Lavender-purple. Early to Mid-season.
- 'Star Struck' 26" – Bright golden yellow, ruffled. Late summer.
- 'Startle' 20-30" – Huge 5" bright deep red flowers with a yellow center and thick creamy-yellow ruffled edges. Mid-season. (July)
- 'Strawberry Fields Forever' 26" – Pink with strawberry rose edges and eye zone and green throat. Early mid-season. (July)

CLUMP #2 Cont. ....

**QUANTITY PRICING AVAILABLE**

**P  
E  
R  
E  
N  
N  
I  
A  
L  
S**

**HEMEROCALLIS**—Continued

**REBLOOMERS AND EXTENDED BLOOMING DAYLILIES**

You know all these selections for their precocious blooming traits and landscape possibilities!

**'Black Eyed Stella' 14-22"** – Dark red eye on a glowing yellow bloom.

CLUMP #1 Cont. ....

**'Cosmopolitan' 18"** – 2½" Dark rose flowers. Compact grower.

CLUMP #2 Cont. ....

**'Happy Returns' 15-18"** – True clear yellow 3½" flowers. Longest blooming period.

CLUMP #1 & #2 Cont. ....

**'Little Business' 15"** – Cherry red with green throat, 3" flowers.

CLUMP #2 Cont. (July).....

**'Pardon Me' 18"** – Bright red mid to late season extended bloomer.

CLUMP #1 & #2 Cont. ....

**'Rosy Returns' 16-18"** – Rose-pink Stella!

CLUMP #2 Cont. ....

**'Ruby Stella' 12-22"** – Vibrant wine-red with yellow throat.

CLUMP #2 Cont. ....

**'Stella d'Oro' 24"** – Golden-yellow 2½" flowers.

CLUMP #1 & #2 Cont. ....

**QUANTITY PRICING AVAILABLE**

**HEUCHERA macrorhiza 'Autumn Bride'**

**Autumn Bride Hairy Alum Root**

**Height:** 2' **Zone:** 3



Fuzzy, bright lime green foliage that can be up to 6" across and topped with a profusion of white flowers in late summer and early fall. Prefers moist but well drained organic soil in sun or partial shade. **Native** to southern Ohio and southeastern U.S.

CLUMP #2 Cont. (July).....

**micrantha 'Palace Purple'**

**Palace Purple Coral Bells**

**Height:** 12" **Zone:** 4



'Palace Purple' has large, shiny foliage ranging in color from deep olive green to purplish bronze with metallic amethyst purple underside.

CLUMP #2 Cont. ....

**HEUCHERA Hybrids**

x **'Citronelle' P.P. 17934 12"** – Bright chartreuse foliage and strong grower.  
H. villosa hybrid.

x **'Delta Dawn' P.P. 23545 8-14"** – Large leaves with red centers in spring and fall in summer gold to lime main color highlights the red venation.

x **'Fire Alarm' P.P. 24525 9"** – Fiery red in spring and fall with softer tones in summer H. villosa hybrid. (July)

x **'Georgia Peach' P.P. 19375 14"** – Large leaves with shades of soft peach to orange highlighted by darker veining. Turns rosy purple in fall.  
H. villosa hybrid.

**CONTINUED ON NEXT PAGE**

**P  
E  
R  
E  
N  
N  
I  
A  
L  
S**

## HEUCHERA – Continued

- x **'Midnight Rose' P.P. 18551 10"** – Compact plant with purple black leaves spotted with hot pink in spring. Summer leaves lighten with cream and pink dots.
- x **'Mocha' P.P. 18386 16"** – Large bronze purple leaves with royal purple undersides when young mature to dark purple H. villosa hybrid. (July)
- x **Northern Exposure™ Amber ('Tnheunea' P.P. 29397) 14"** – Dense mound of amber foliage. Hybrid of H. richardsonii.
-  x **Northern Exposure™ Black ('Tnheuneb' P.P. 30583) 10"** – Rounded leaves appear black on a medium to large mounded plant. Hybrid of H. richardsonii.
- x **'Plum Pudding' 8"** – Shimmering plum purple color with silver veining and compact habit.
- x **'Southern Comfort' P.P. 20364 14"** – Large leaves are cinnamon peach, changing to copper and amber as they mature. H. villosa hybrid.
- x **'Spellbound' P.P. 24103 9"** – Silver tinted rose-purple ruffled foliage in spring, fading to straw yellow to green with a red center in summer. (July)

CLUMP No. 2 Cont.....

## HEUCHERELLA hybrids

## Foamy Bells

**Height:** Variable **Zone:** 4



*Heucherella* are the result of an intergeneric cross of *Heuchera* and *Tiarella*. The *Heuchera* parents provide the range of colors while the leaves are usually deeply lobed with a central maroon marking like *Tiarella*. They have a mounded habit with semi evergreen foliage preferring partial shade but tolerant of sun in well drained organic soils and regular watering.

- x **'Gold Zebra' P.P. 22104 8"** – Bright yellow marked with dark red foliage tolerant of heat and humidity. (July)
- x **'Redstone Falls' P.P. 22394 10"** – Trailing habit with a rich blend of red, gold, orange and bronze with distinct dark veins that change color with the season.
- x **'Solar Eclipse' P.P. 23647 8-10"** – Vigorous clump of scalloped reddish brown leaves bordered in lime green. (July)
- x **'Stoplight' P.P. 16835 16"** – Large screaming yellow and red centered leaves in spring fading to straw yellow to green with a red center in summer.


CLUMP #2 Cont. ....

## HIBISCUS dasycalix

## Neches River Rose Mallow

**Height:** 3-5' **Zone:** 6



 This rare, but easy to grow endangered **native** species from East Texas has proven hardy for us when grown as liners in our field beds. The four inch flowers are white with a deep red eye held above a background of 3-lobed thread-like foliage appear July into early October. Originally raised from 2 pods of seed from Steve Castorani of North Creek Nurseries. Prefers a damp, sunny location but adapts to average garden soil.

CLUMP #3 Cont. (Summer) .....

**HIBISCUS – Continued**

**moscheutos**

**Height:** Various **Zone:** 5

**Giant Hibiscus or Rose Mallow**



Robust plants with impressive large flowers make showy accents. Useful in mass, as a hedge, or along the edge of a pond and **in waters up to 6" deep**. Remember, they break dormancy very late. Hybrids of **native** eastern U.S. species.

**'Fantasia' P.P. 11853 3'** – 3 lobed leaves, compact rounded form and 8-9" lavender flowers.

**'Fireball' P.P. 13631 4'** – Dissected foliage with a purplish glow and burgundy to red flowers.

**'Kopper King' P.P. 10793 3-4'** – Copper-red 3-5 lobed leaves and 10-12" white flowers with a bright red eye.

**'Lord Baltimore' 3-4'** – Brilliant red 10" flowers with ruffled over-lapping petals.

**'Ruby Dot' 3-4'** – Pure white with ruby eye, 10-12" flowers.

**'Super Rose' 3'** – Vibrant rosy-pink, 10" flowers.

CLUMP #3 Cont. (Summer).....

**HOSTA**

**HOSTA 'Albo-marginata'**

**Height:** 12-18" **Zone:** 3

**Variegated Plantain Lily**



Large 3" wide leaves attractively edged with a broad band of white. Partial shade. CLUMP #2 or #5 Cont.....

**'All Gold'**

**Height:** 15" **Zone:** 3

**All Gold Plantain Lily**



Deep golden yellow leaves. A 15" high, 2' wide mound. Spikes of lavender flowers in summer.

CLUMP #2 or #5 Cont.....

**'Blue Cadet'**

**Height:** 15-18" **Zone:** 3

**Blue Cadet Hosta**



Good blue foliage on a compact mounded plant. Abundant lavender flowers in late June and July.

CLUMP #1 & #2 Cont. ....

**'Brim Cup'**

**Height:** 14-16" **Zone:** 3

**Brim Cup Hosta**



Small to medium sized plant has rich green leaves with broad, irregular, creamy yellow edges. Leaves are cup-shaped and puckered with lavender to almost white flowers. Useful as edging or in mass.

CLUMP #2 Cont. ....

**'Empress Wu' P.P. 20774**

**Height:** 4-5' **Zone:** 3

**Shadowland® Empress Wu Hosta**



Reputedly the largest hosta eventually reaching 4-5' in height and 6-8' in width. Huge deeply veined blue leaves emerge in spring fading to blue green and can reach up to 28" in length and 25" in width. Scapes of pale lavender flowers rise above the foliage in June.

CLUMP #3 Cont. (July).....



**P  
E  
R  
E  
N  
N  
I  
A  
L  
S**

**HOSTA – Continued**

**'Fire and Ice'** **Fire and Ice Hosta**  
**Height:** 18" **Zone:** 3 ●

Spectacular sport of Patriot has pure white centers and very dark green margins. Lavender flowers are produced on white flower stems.  
 CLUMP #2 Cont. ....

**'Fragrant Bouquet'** **Fragrant Bouquet Hosta**  
**Height:** 18-24" **Zone:** 3 ● ●

Apple green leaves have wide irregular cream colored margins. Large funnel shaped, fragrant white flowers appear in mid to late summer.  
 CLUMP #2 Cont. ....

**'Francee'** **Francee Hosta**  
**Height:** 15-18" **Zone:** 3 ● ●

The dark green foliage has a narrow, clean white margin that lasts all season. Lavender flowers in mid to late summer.  
 CLUMP #2 Cont. ....

**'Ginko Craig'** **Ginko Craig Hosta**  
**Height:** 10-12" **Zone:** 3 ●

Free blooming compact plants with long lasting blue flowers borne above mounds of green leaves with crisp white margins. Good edging plant.  
 CLUMP #1 & #2 Cont. ....

**'Gold Standard'** **Gold Standard Hosta**  
**Height:** 24" **Zone:** 3 ●

Vigorous grower with light gold leaves edged with green. Has lavender flowers.  
 CLUMP #2 & #5 Cont. ....

**'Golden Tiara'** **Golden Tiara Hosta**  
**Height:** 10-12" **Zone:** 3 ○ ●

Compact plant with 2" green leaves with narrow gold edge turning golden in summer in good light.  
 CLUMP #2 Cont. (Fall) .....

**'Guacamole'** **Guacamole Hosta**  
**Height:** 24" **Zone:** 4 ● ●

Large, heavy substantanced, rich green leaves with chartreuse centers topped off with large, late, fragrant white flowers.  
 CLUMP #2 & #5 Cont. ....

**'Halcyon'** **Halcyon Hosta**  
**Height:** 20" **Zone:** 3 ● ●

A vigorous grower with blue spear shaped foliage that is slug resistant. Performs best in shade.

**SOLD OUT**

All sizes listed are current or forecasted to be available. Because plants are always growing, growing at different rates and are always being sold, not all sizes are available at all times.

**HOSTA – Continued**

**'Krossa Regal'** **Krossa Regal Hosta**

**Height:** 36" **Zone:** 3 ● ○

One of the largest hostas, the large blue foliage can stand as much as 3' high by 3' wide. Flowers are pale lavender on 5' scapes in mid August. Takes a few years to reach maturity in the landscape.

CLUMP #2 & #5 Cont. ....

**'Minuteman'** **Minuteman Hosta**

**Height:** 20-22" **Zone:** 4 ● ●

Considered an improved *H. 'Patriot'*, it has darker green centers and wider white margins. Variegation remains bright and crisp all season.

**SOLD OUT**

**'Patriot'** **Patriot Hosta**

**Height:** 18" **Zone:** 3 ● ●

A distinctive new sport of *H. 'Francee'* with dark green leaves that have a crisp 1" wide margin of white. Pale lavender flowers in mid-summer.

CLUMP #2 & #5 Cont. (Summer) .....

**'Paul's Glory'** **Paul's Glory Hosta**

**Height:** 24-30" **Zone:** 4 ○ ●

Large heart shaped blue-green leaves with yellow centers fading to white in summer. Lavender flowers in mid to late summer on 30" scapes. Introduced by our neighbor, Paul Hofer.

CLUMP #2 Cont. ....

**'Regal Splendor'** **Regal Splendor Hosta**

**Height:** 36" **Zone:** 3 ○ ●

This sport of *H. 'Krossa Regal'* has the same large blue foliage and form with the addition of creamy white edges to the leaves.

CLUMP #2 & #5 Cont. ....

**'Royal Standard'** **Royal Standard Plantain Lily**

**Height:** 24" **Zone:** 3 ○ ●

Sweetly scented white flowers appear on long 3' stems in July and August against a background of large light green foliage. Sun or partial shade.

CLUMP #1, #2 & #5 Cont. ....

**sieboldiana** **Blue Leaved Plantain Lily**

**Height:** 18-24" **Zone:** 3 ● ●

Large frosted blue leaves with short spikes of pale lavender flowers. Partial shade.

CLUMP #2 & #5 Cont. ....

**s. 'Blue Angel'** **Blue Angel Hosta**

**Height:** 30" **Zone:** 3 ● ●

Huge blue leaves with heavy texture held horizontally on upright petioles. Glossy hyacinth-like white flowers held attractively on 48" stems.

CLUMP #2 or #5 Cont. ....

**P  
E  
R  
E  
N  
N  
I  
A  
L  
S**

**HOSTA – Continued**

**s. 'Elegans'** **Elegans Hosta**  
**Height:** 36" **Zone:** 3 ☉ ●  
 Large, blue-gray, heavily puckered leaves. Flowers are white with hint of lilac on short stems.  
 CLUMP #2 Cont. .... LIMITED SUPPLY.....

**'Sum and Substance'** **Sum and Substance Hosta**  
**Height:** 36-48" **Zone:** 3 ☉ ☉  
 Huge chartreuse to golden leaved cultivar with heavy substance. Useful as a specimen, best in partial shade. Needs some sun to develop best color. White flowers on 3' scapes.  
 CLUMP #2 & #5 Cont.....

**'Whirlwind'** **Whirlwind Hosta**  
**Height:** 18" **Zone:** 3 ☉ ●  
 The compact growth habit with upright wavy foliage is a creamy white surrounded by dark green margins in spring turning to light green and finally to dark green by summer's end. Lavender blooms June-August. Light to full shade.  
 CLUMP #2 & #5 Cont.....

**'Wide Brim'** **Wide Brim Hosta**  
**Height:** 22" **Zone:** 3 ☉ ●  
 Wide creamy white border on large blue-green leaves. Large, strong grower. Scapes of 32" bear white flowers in summer.  
 CLUMP #2 & #5 Cont.....

**HOUTTUYNIA cordata 'Chameleon'** **Chameleon Houttuynia**  
**Height:** 6-9" **Zone:** 5 ☉ ☉  
 This new and exciting groundcover displays a kaleidoscope of colors – yellow, green, pink and scarlet red. Sun for best color, but does well in shade. Spreads by underground stems which are vigorous in moist areas, **grows well in water to 4" deep.**  
 CLUMP #1 Cont. ....

**IBERIS sempervirens 'Alexander White'** **Alexander White Candytuft**  
**Height:** 8-10" **Zone:** 3 ☉ ☉  
 Large clusters of pure white flowers carpet the narrow evergreen leaves from mid to late spring. Use at the front of the border or rock garden or as groundcover. Drought tolerant.  
 CLUMP #2 Cont. ....

**s. 'Snowflake'** **Snowflake Candytuft**  
**Height:** 8-10" **Zone:** 3 ☉ ☉  
 Masses of white blooms on low mound of evergreen foliage. Useful for front of border of rock garden. Sun to partial shade.  
 CLUMP #2 Cont. ....

Sun, shade symbols are listed in order of plant preference to achieve ideal growth.

☉ Full Sun    ☉ Partial Shade    ● Full

**IRIS cristata**

**Height:** 6-8"      **Zone:** 3

This small woodland iris produces abundant blue to lavender flowers in May on 12" stems. Prefers partial shade but will tolerate sun or full shade and moist but well drained soil. When in flower, a well-developed bed can produce a spectacular drift of blue color. **Native.**

CLUMP QT. (15 per flat, full flats only) .....  
 CLUMP #2 Cont. ....

**Dwarf Crested Iris**



**c. 'Powder Blue Giant'**

**Height:** 4-6"      **Zone:** 3

This is a vigorous selection of the **native** Dwarf Crested Iris with larger leaves and flowers. The large delicate light blue flowers in spring are highlighted with a golden crest and darker blue accents. Can be used as a superb low groundcover for sun or partial shade in deciduous woodland settings.

CLUMP #2 Cont. ....

**Powder Blue Giant Crested Iris**



**ensata**

(aka Iris kaempferi)

**Height:** Various      **Zone:** 5

The blooms are 6-9" across and appear in June in a wide range of colors. Adapts well to full sun or partial shade and moist soils. Ideal for use near the edge of a water garden or in **water to 1" deep.**

**'Azuma Kagami' 24"** – Bluish white flowers with lilac veins. **(SOLD OUT)**

**'Eden's Blue Pearl' 34"** – Sky blue flowers with white veins. **(SOLD OUT)**

**'Eden's Harmony' 34"** – White with a bluish to pink blush. Stamens pure white. **(SOLD OUT)**

**'Eden's Purple Glory' 34"** – Deep blue with narrow yellow mark near throat. Stamens purple.

CLUMP #2 Cont. ....

**Japanese Iris**



**gracilipes**

**Height:** 6-12"      **Zone:** 4

A delightful woodland Iris from Japan with showy pale purple flowers with a long succession of flowers from May to June and grassy, pale green, arching foliage. An easy to grow rock garden plant. Rhizomes do not like to be covered with soil, leaves or mulch. Prefers a very well drained soil.

CLUMP #2 Cont. ....

**Dwarf Japanese Crested Iris**



**P  
E  
R  
E  
N  
N  
I  
A  
L  
S**



## LANDSCAPE FLOWER BULBS

Plant bulbs in the fall and create a magnificent spring color display. We are pleased to offer a wide range of bulbs imported from Holland so you can plan an early spring, mid spring, and late spring festival of color. Tulips, Daffodils, Narcissus, Crocus, Hyacinths, Anemones, Dutch Iris – just some of the bulbs available. Descriptive brochure and price list will be available in August. Bulbs will be ready for shipment directly to you after September 15th.



**IRIS – Continued**

**x Louisiana Hybrids**

**Louisiana Iris**

**Height:** Various      **Zone:** 5      ○ ●

A group of Iris derived by hybridizing several American species **native** to wet or boggy areas from Louisiana through the Mississippi Valley. The group is said to have the broadest range of colors of all the Iris. Those offered here are hardy to Zone 5 and adaptable to the perennial border providing additional water is provided during the growing season. Best grown in boggy areas and around ponds or in the water garden to **depths of 6" or more.**

**'Black Gamecock' 24"** – Deep blue & dark purple.

**'Bold Pretender' 36"** – Bright red bi-tone.

**'Hurricane Party' 39"** – Red-violet.

**'Sea Knight' 20-24"** – Dark blue.

**'Treasured Memory' 28-30"** – Orange-red.

CLUMP #2 Cont. ....

**pallida 'Albo-Variegata'**

**Zebra Iris**

**Height:** 18-24"      **Zone:** 4      ○ ●

Striking white variegated blue green foliage. Grape scented, soft blue flowers bloom in early summer. Wonderful foliage contrast in the perennial border even when not in bloom. Thrives in well-drained sunny location.

CLUMP #1 Cont. ....

**pseudacorus**

**Yellow Flag or Water Iris**

**Height:** 3-5'      **Zone:** 5      ○ ●

Forms upright clump of sword shaped leaves. Yellow flowers emerge in May and June. Can be grown in full sun if soil is moist and wet, prefers partial shade. Useful in wet areas near the edge of streams and ponds and in **water to 6" deep.**

CLUMP #2 Cont. ....

**p. 'Variegata'**

**Variegated Water Iris**

**Height:** 2-3'      **Zone:** 5      ○ ●

Showy yellow stripes on the leaves create an outstanding effect near the waters edge. The yellow flower can be lost in the outstanding variegated foliage.

CLUMP #2 Cont. ....

**sibirica**

**Siberian Iris**

**Height:** Various      **Zone:** 3      ○ ●

Beardless, late spring and early summer bloomer. Their graceful flowers and foliage make them particularly well suited for informal settings or blending with other perennials and shrubs. Best grown in full sun in a slightly acid moist soil or in **water to 1" deep.**

**'Blue Moon' 36"** – Large violet blue falls with contrasting clear blue styles. (Summer)

**'Butter 'n Sugar' 28"** – Yellow and white flowers.

**'Caesar's Brother' 36"** – Dark velvety violet-blue flowers.

**'Showdown' 36"** – Wine-red flowers. **(SOLD OUT)**

**'White Swirl' 40"** – Large white flowers.

CLUMP #2 Cont. ....

**P  
E  
R  
E  
N  
N  
I  
A  
L  
S**

IRIS – Continued

**versicolor**

**American Blue Flag**

**Height:** 24-36"      **Zone:** 3



Lavender-purple blooms 2½-3" in early summer. The sword-shaped leaves stand strong and erect all season. Useful in wet areas near the edge of streams and ponds, and thrives in **shallow water to 6" deep. Native.**

CLUMP QT. (15 per flat, full flats only) .....

CLUMP #2 Cont. ....

**ISOTOMA fluviatilis**

**Blue Star Creeper**

(aka *Laurentia*)

**Height:** 2-3"      **Zone:** 5



Forms a dense, ground-hugging mat of tiny, rounded foliage covered with masses of blue, star-shaped blooms all summer. Best in partial shade and moist, well drained soil. Useful in the rock garden or between stepping stones and walkways.

2" CELL (50 per flat) .....

CLUMP 8" Squat Cont. (June) .....

**KIRENGESHOMA palmata**

**Yellow Waxbells**

**Height:** 30-36"      **Zone:** 5



Large, smooth, maple-shaped leaves are held on arching branches. Creamy yellow, nodding bells in late summer and fall. Partial shade in damp, organic soil.

**SOLD OUT**

**KNIPHOFIA uvaria 'Flamenco'**

**Poker Plant**

**Height:** 3'      **Zone:** 5



Green sword-like foliage with mix of orange, red, and yellow spikes mid to late summer. Prefers well-drained soil and full sun. Does not tolerate wet feet. Mulch for winter protection.

CLUMP #2 Cont. (June) .....

**LAMIASTRUM galeobdolon 'Herman's Pride'**

**Herman's Pride Yellow Archangel**

**Height:** 8-12"      **Zone:** 3



Leaves are green with a silver spotty overlay and yellow flowers. Use as a hardy durable groundcover that will grow under trees or in other difficult sites.

CLUMP 8" Squat Cont. ....

**LAMIUM maculatum 'Orchid Frost' P.P. 11122**

**Orchid Frost Lamium**

**Height:** 4-6"      **Zone:** 3



Silvery white leaves with blue-green margins and large, orchid-pink flowers. Use as a ground cover in partially shaded areas or to brighten a shady corner.

CLUMP #1 Cont. ....

**m. 'White Nancy'**

**White Nancy Lamium**

**Height:** 4-8"      **Zone:** 3



Leaves are nearly silver with narrow blue-green margins and serve as a background for the pure white hooded flowers. Dense and low growing, which makes an excellent weed-smothering groundcover.

CLUMP #1 Cont. (June) .....

**LAVANDULA x intermedia Phenomenal** **Phenomenal Lavender**

**('Nilo' P.P. 24193)**  
**Height:** 24-30" **Zone:** 5 ☉ ☾  
 Silvery foliage covers a uniform, mounding habit. Reputedly one of the hardiest lavenders to winter dieback with tolerance to heat and humidity and resistant to common root and foliar diseases.  
 CLUMP #2 Cont. (June) .....

**LEPTINELLA squalida 'Platt's Black'** **Platt's Black Brass Buttons**

**Height:** 2" **Zone:** 5 ☾ ☉  
 Ferny, finely textured foliage useful as a miniature ground cover among dwarf conifers or between a flagstone walk. In sun foliage can be a jet black. In a little more shade they grow bicolor green with black tips. Petite yellow button-like flowers appear in spring.  
 CLUMP 8" Squat Cont. ....

**LEUCANTHEMUM x superbum (maximum)** **Shasta Daisy**

**(aka Chrysanthemum)**  
**Height:** Various **Zone:** 5 ☉ ☾  
 Shasta daisy is one of the most popular daisies. Blooms June to September. Needs full sun and well-drained soil.  
**'Alaska' 36"** – 4" Single white flowers.  
**'Becky' 36"** – Large single white. **Perennial Plant of the Year 2003**  
**'May Queen' 24"** – Masses of 2" white flowers.  
**'Snow Cap' 14"** – Dwarf, compact, long lasting single white. (June)  
 CLUMP #2 Cont. ....

**LIATRIS spicata** **Blazing Star**

**Height:** 24-36" **Zone:** 3 ☉ ☾  
 Spikes of fuzzy lavender flowers appear over a long period mid to late summer. Nice in the tall border. **Native.** Sun.  
 CLUMP #2 Cont. ....

**LIGULARIA x 'Bottle Rocket' P.P. 24486** **Bottle Rocket**

**Height:** 30-36" **Zone:** 4 ☾ ☉  
 Bright yellow flower spikes above dense clumps of large serrated green foliage. Does not flag in heat like other *Ligularia* but prefers a moist location protected from late heat of late afternoon sun.

**SOLD OUT**

**dentata 'Britt-Marie Crawford' P.P. 16113** **Britt-Marie Crawford Sunray**

**Height:** 30" **Zone:** 4 ☉ ☾  
 Low growing plant with dark, dramatic foliage. Deep maroon-black leaves and orange daisy-like flowers. Grow in fertile, moisture retentive soil in full sun or partial shade.  
 CLUMP #3 Cont. ....

**stenocephala 'The Rocket'** **The Rocket**

**Height:** 4-5' **Zone:** 5 ☾ ☉  
 Erect stems bear long cylindrical spikes of deep yellow flowers from July through August. Moist soil conditions and afternoon shade are necessary.  
 CLUMP #3 Cont. (June) .....

**LOBELIA cardinalis** **Red Cardinal Flower**  
**Height:** 24-28" **Zone:** 3 ● ● ○

Bright red flowers on 3' stems above dark green foliage in late summer. Can be used as naturalizing plant. **Native.** Prefer moist soils or **water to 4" deep** in sun or shade.

CLUMP #2 Cont. ....

**c. 'New Moon Maroon'** **New Moon Maroon Cardinal Flower**  
**Height:** 2-3' **Zone:** 3 ○ ●

Lobelia c. 'New Moon Maroon' features deeper maroon foliage that persists throughout the growing season. A robust garden selection, it performs well in average conditions to standing water. Attractive to hummingbirds. Selected from a **native** species.

CLUMP #2 Cont. ....

**siphilitica** **Great Blue Lobelia**  
**Height:** 2-3' **Zone:** 4 ● ● ○

Blue flower spikes in August and September are displayed against a background of dark green foliage. Prefers rich, moist soil. **Native.**

CLUMP #2 Cont. ....

**LYCHNIS coronaria** **Rose Campion**  
**Height:** 2-3' **Zone:** 4 ○

Grown for its basal clumps of dense woolly, silver gray foliage and vivid rose magenta flowers that bloom profusely from late spring to early summer. Great for color and contrast in the perennial border or for massing. Considered a short lived perennial it will self sow and renew itself.

CLUMP #2 Cont. ....

**LYSIMACHIA terrestris** **Swamp Candles**  
**Height:** 1-3' **Zone:** 4 ○ ●

Erect stems are tipped with slender spikes of small, star-like yellow flowers with red spots at the base of each petal in summer. In a wetland or rain garden this showy **native** colonizes by underground stems for mid summer interest.

CLUMP #2 Cont. ....

**MAIANTHEMUM racemosum** **False Solomon Seal**  
**(aka Smilacina racemosa)**

**Height:** 1-2' **Zone:** 4 ● ●

This shade loving native produces plumes of creamy white blossoms in spring followed by mottled yellowish green berries that turn deep red. Prefers rich, humusy, moist but well drained soil in part or full shade. **Native** to Ohio.

CLUMP Qts. (16 per flat, full flats only)

CLUMP #2 Cont. ....

**MAZUS reptans** **Creeping Mazus**  
**Height:** 2" **Zone:** 3 ○ ●

Mat-forming ground cover with small-toothed leaves. The dense, heavy growth can withstand foot traffic.

**reptans** – Lavender flowers in May and June.

**reptans 'Alba'** – White flowers in May and June.

2" CELL (50 per Flat) .....

CLUMP 8" Squat Cont. ....

**MEEHANIA cordata**

**Meehan's Mint**

**Height:** 4-8" **Zone:** 4



This interesting **native** ground cover has small somewhat evergreen 1" leaves on long trailing stems that root along the way. In late spring 1" trumpet like lavender blue flowers blanket the plant. Wonderful when used in the **native** woodland gardens or refined landscape preferring dappled shade but tolerant of dense shade. **Native** to Ohio.

CLUMP 8" Squat Cont. (June) .....

**MERTENSIA virginica**

**Virginia Bluebells**

**Height:** 12-24" **Zone:** 3



Pink flower buds open to porcelain blue bell-shaped flowers. Prefers light shade in moist wooded areas with rich soil. Foliage dies down in mid summer. Use in the woodland garden and as a naturalizer or with ferns and Hostas. **Native.**

CLUMP #1 Cont. ....

**MONARDA bradburiana**

**Bradburn's Eastern Bee Balm**

**Height:** 18" **Zone:** 4



Monarda bradburiana makes an 18" clump forming cushion of menthol scented foliage topped with terminal, light pink spotted, gaillardia-like flowers that are a magnet for butterflies and hummingbirds starting in early May. Monarda bradburiana remains attractive with fascinating dried seed heads long after the flowers fade. **Native** to southern and central U.S.

CLUMP #2 Cont. ....

**didyma**

**Bee-Balm**

**Height:** 24-48" **Zone:** 4



Late summer flowers are globe-shaped heads of tubular petals above mint-scented leaves. Naturalize in sunny wild garden or use grouped in the border. **Attracts hummingbirds.** Selections made from **native** species.

**Balmy™ Purple ('Balbalmurp' P.P. 25561)** – Rich purplish red flowers, mildew resistant on compact 10-12" plant. (June)

**'Jacob Cline'** – Large red.

**'Marshall's Delight'** – Pink blooms. (June)

**'Prairie Night'** – Royal purple blooms.

**'Raspberry Wine'** – Clear wine-red blooms.

CLUMP #2 Cont. ....

**NEPETA x faassenii 'Dropmore'**

**Dropmore Catmint**

**Height:** 12-15" **Zone:** 3



Showy, mint relative with fragrant gray-green foliage and spikes of bright, deep lavender flowers. Useful for edging and massing in sunny dry conditions.

**x f. Junior Walker™**

**Junior Walker™ Catmint**

**('Novanepjun' P.P. 23074)**

**Height:** 15-18" **Zone:** 5



A sterile dwarf form of *Nepeta 'Walker's Low'* it becomes a compact mound up to 4' wide that is extremely floriferous topped by sprays of small pale lavender flowers held above the foliage remaining in bloom from spring to fall. (June)

**NEPETA – Continued**

**x f. 'Walker's Low'**

**Walker's Low Catmint**

**Height:** 15-24"     **Zone:** 3



Grey-green foliage with a profusion of strong bluish purple flowers from April to October. The deep color combines well with golden foliageed spires and works in massing and as a neat border or edging. **Perennial Plant of the Year 2007.**  
CLUMP #2 Cont. ....

**OENOTHERA fremontii 'Lemon Silver'**

**Lemon Silver Evening Primrose**

**Height:** 6"     **Zone:** 4



A day-blooming evening primrose. Low, silver, lance shaped foliage is covered with clear lemon flowers from June to September. Happiest in hot, sunny, dry, well-drained locations massed at the front of the perennial border.

**fruiticosa 'Fireworks'**

**Fireworks Evening Primrose**

**Height:** 15-18"     **Zone:** 4



Deep bronze foliage and red stems are contrasted by red buds opening to canary yellow blooms in June. **Native** to eastern U.S. Thrives in hot, sunny and dry locations but will tolerate partial shade.  
CLUMP #2 Cont. ....

**OPUNTIA species**

**Hardy Prickly Pear Cactus**

**Height:** 4-15"     **Zone:** 4



**humifusa (aka compressa) 4-8"** – Low growing green to bluish green pads with forms that are almost spineless to forms with 1½" long spines and yellow flowers. **Native** to Ohio.

**polycantha 6-10"** – Low spreading plant with somewhat oval pads and ¾" white spines and yellow flowers. **Native** to western U.S.



**rutilla 4-6"** – Low growing, slightly flattened cylindrical 2-3" pads with pink flowers in June. Prefers well drained soils.

CLUMP Qts. (12 per flat, full flats ONLY) .....

CLUMP 8" Squat Cont. ....

**PAEONIA Hybrids**

**Garden Peony**

**Height:** 2-3'     **Zone:** 3



Classic garden plants that add a bit of garden nostalgia having been part of the Victorian Garden period. They are simple to grow and can be used in hedges, massing or as fragrant cut flowers. Peonies like full sun and neutral to acid soil.

**'Bowl of Cream'** – Large 8" clear white flowers and excellent foliage.  
American Peony Society Gold Medal Selection.

**'Early Scout'** – Early flowering single dark red flowers have golden yellow centers. American Peony Society Gold Medal Winner.

**'Paul M. Wild'** – Large double very fragrant velvety red.

**'Pink Dawn'** – Single pink flowers speckled with deeper pink and golden stamens in the center.

**'Sarah Bernhardt'** – Fragrant, deep pink double flowers in late midseason.

**'Scarlet O'Hara'** – Single Japanese type, scarlet red with bright yellow stamens.

**'Tom Eckardt'** – Fragrant, single deep rose-pink flowers have enlarge yellow stamens.

**'Top Brass'** – Ivory petals with canary yellow and pink center. Compact grower.

**'Whopper'** – Large 7½-8" double soft pink flowers with creamy white petaloids.

CLUMP #5 Cont. ....

**P  
E  
R  
E  
N  
N  
I  
A  
L  
S**

**PAEONIA – Continued**

**Itoh Hybrids**

**Height:** 2-4'      **Zone:** 4      ○

Itohs are hybrids between tree peonies and herbaceous peonies. They are long lived with large flowers similar to tree peonies. The stems die back in the fall and must be cut back as with herbaceous peonies.

**'Bartzella'** – A vigorous plant with brilliant 6" semi-double to double yellow flowers with a lemony fragrance. Mid to late bloomer.

**'Canary Brilliants'** – Creamy yellow double flowers with delicate rose centers. Mid to late bloomer.

**'Cora Louise'** – Petals shade from white to pinky lavender on this semi-double mid to late bloomer.

**'Scarlet Heaven'** – Large 7-9" lightly fragrant, single dark red flowers with golden centers. Mid to late bloomer.

CLUMP #3 & #5 Cont. ....

**PENSTEMON HYBRIDS**

**Beard Tongue**

**Height:** Various      **Zone:** 4      ○

Flowers are tubular and borne in profusion close to the stems. Make excellent border plants. Sun.

**calycosus 2-3'** – Pale purplish pink flowers against clean glossy foliage. Midwest **native**.

**digitalis 'Dark Towers' P.P. 20013 18-36"** – Hybrid of 'Huskers Red' and 'Prairie Splendor' more sturdy with dark foliage and 2' flower stalks of small lavender flowers. (June)

CLUMP #2 Cont. ....

**PEROVSKIA atriplicifolia**

**Russian Sage**

**Height:** 36-48"      **Zone:** 5      ○ ●

Handsome gray-green aromatic foliage and lavender-blue flowers in August and September. Great contrast foliage in the landscape. Works well with ornamental grasses. Sun in well drained sites, tolerates partial shade. **Perennial Plant of the Year 1995.**

**a. 'Little Spire' P.P. 11643**

**Little Spire Russian Sage**

**Height:** 18-24"      **Zone:** 4      ○ ●

The same silvery texture and excellent drought tolerance of the species, Little Spire rarely exceeds two feet and remains erect in the landscape. Bright blue flowers are displayed against the silvery foliage from July to September. (June)

CLUMP #2 Cont. ....

***Online Availability***

Visit our website [klynnurseries.com](http://klynnurseries.com)

- |                        |                          |                     |
|------------------------|--------------------------|---------------------|
| Sales Staff            | Availability*            | Quote Form          |
| Hot List*              | Klyn Catalog 2021*       | Illustrated Catalog |
| E-mail addresses       | About Us / Directions    |                     |
| Plant Lists & Lectures | <b>Password: route84</b> |                     |

**PHLOX divaricata**

**Woodland Phlox**

**Height:** 1-2'      **Zone:** 3



This is a phlox for shade forming clumps about 1' tall and spreading slowly. The bright blue to pink spring flowers mix well with ferns and other spring flowers. They prefer moist, humus rich, well drained soil in high open shade. Useful as a groundcover that will naturalize and is attractive to hummingbirds and butterflies.

**Native** to Ohio.

**'Blue Moon'** – Fragrant violet blue flowers against green lance shaped foliage. (June)

**'May Breeze' 12-15"** – Pale blue to white flowers, sweetly fragrant against a spreading mound of green foliage.

CLUMP #1 Cont. ....

x **'Forever Pink' P.P. 24918**

**Forever Pink Phlox**

**Height:** 12-16"      **Zone:** 4



Vigorous, compact plant with excellent powdery mildew resistance features masses of purplish pink flowers in June. Dead heading encourages repeat blooming into October. Attractive light green foliage and compact form is ideal for the front of the perennial border or massing for a striking display.

CLUMP #2 Cont. ....

**paniculata**

**Garden Phlox**

**Height:** Various      **Zone:** 4



Fragrant, showy flowers in July and August for the shrub border. Prefer rich, moist but well drained soil in sun or partial shade. **Native** to southeastern U.S.

**'David' 36"** – Bright white, mildew resistant. **Perennial Plant of Year 2002.**

**Flame™ Red PPAF 30"** – Intense red flowers, good disease resistance.

**('Barphlpanflamazred')**

**'Little Boy' 20"** – Lilac-blue with a white eye, mildew resistant. (June)

**'Little Princess' P.P. 13742 20-24"** – Pink with white eye, mildew resistant.

**'Nicky' 30"** – Dark purple, mildew resistant. (June)

**'Starfire' 24"** – Brilliant Red.

CLUMP #2 Cont. ....

**subulata**

**Moss Phlox**

**Height:** 6-9"      **Zone:** 2



Evergreen ground cover plants or border edgings. Do best in sun and sandy soil. Provides spring color. **Native** to eastern U.S.

**'Emerald Blue'** – Clear blue.

**'Emerald Pink'** – Rose pink.

**'Fort Hill'** – Deep pink, fragrant.

**'Scarlet Flame'** – Bright carmine red, large flowers.

**'Snowflake'** – Pure white, medium to large flowers.

CLUMP 8" Squat Cont. ....

***Visits are always welcome!***

Please call to schedule a tour or to tag your material.

**PHLOX – Continued**

**x 'Violet Pinwheels' P.P. 25884**

**Violet Pinwheels Phlox**

**Height:** 4"      **Zone:** 4



This beautiful Moss Pink hybrid is similar to *Phlox subulata* with bright violet pinwheel-like flowers adding a new color option for rock gardens or along garden paths.

CLUMP 8" Squat Cont. (June) .....

**PHYSOSTEGIA virginiana 'Miss Manners' P.P. 12637**

**Miss Manners Obedient Plant**

**Height:** 18-24"      **Zone:** 3



Pure white snapdragon-like flowers rebloom from June to September. Selected for its well-behaved non-spreading habit. Selected from a **native** species.

CLUMP #2 Cont. ....

**v. 'Vivid'**

**Vivid Obedient Plant**

**Height:** 20"      **Zone:** 4



Deep pink blooms on sturdy stems, in late summer. Good naturalizing plant for moist soil sites in full sun or partial shade where it can spread and colorize. Selected from **native** species.

CLUMP #2 Cont. ....

**PLATYCODON grandifloras**

**Balloon Flower**



**Height:** 12-18"      **Zone:** 3



Interesting balloon-like buds open to star-shaped blue or white flowers from June to August displayed against a background of mounded green foliage. Prolific bloomer.

CLUMP #2 Cont. ....

**PODOPHYLLUM peltatum**

**Mayapple**

**Height:** 12-18"      **Zone:** 3



Umbrella like leaves emerge in spring from rhizomes forming dense mats in damp shade. The **deer** tolerant foliage is useful in woodland gardens. **Native** to Ohio.

CLUMP #1 Cont. ....

**POLYGONATUM biflorum v. biflorum**

**Smooth Solomon's Seal**

**Height:** 1-3'      **Zone:** 3



Graceful arching stems with attractive leaves and pendulous flowers in spring. Useful in the woodland garden in combination with fern and other shade loving flowers. **Native** to Ohio.

**LIMITED SUPPLY – VISIT ONLINE AVAILABILITY**

All sizes listed are current or forecasted to be available. Because plants are always growing, growing at different rates and are always being sold, not all sizes are available at all times.

**P  
E  
R  
E  
N  
N  
I  
A  
L  
S**

**POLYGONATUM – Continued****biflorum v. commutatum****Giant Solomon's Seal****Height:** 3-6' **Zone:** 3

Woodland wildflower with clusters of bell-shaped flowers hanging from its arching stems. Performs best in moist, rich soil that does not dry out during summer. Plants tolerate a fair amount of direct sun or average garden soil, but will grow larger with more shade. In addition to its virtues as an ornamental plant, Solomon's Seal is an excellent edible (springtime shoots used like asparagus). **Native** to Ohio.

**SOLD OUT****humile****Dwarf Solomon's Seal****Height:** 6" **Zone:** 4

The slowly spreading rhizomes give rise in early spring to clusters of diminutive 6" stalks clothed with small leaves. In spring, the stalks hang full of dainty white bell-like flowers. Use as a naturalizer in the wooded garden with ferns and other shade perennials or wildflowers. **Perennial Plant of the Year 2013.**

CLUMP QT. (12 per flat, full flats only) .....

CLUMP 8" Squat Cont. (June) .....

**odoratum 'Variegatum'****Variegated Japanese Solomon's Seal****Height:** 18-24" **Zone:** 4

Handsome cream variegation outline and streak the soft green foliage. Fragrant white flowers appear in early spring. The variegation makes the plant stand out and is a bright addition to the woodland garden. Prefers a shaded location in rich, moisture retentive soil.

CLUMP #2 Cont. ....

**x 'Valerie's Song'****Valerie's Song Solomon's Seal****Height:** 36-42" **Zone:** 5

Crisp blue green foliage is displayed on tall, sweeping branches. Clusters of up to 4 bell-like flowers hang gracefully below the arching stems. The vigorous plants colonize quickly making it a great choice for massing in a shade or woodland garden.

**SOLD OUT****POTENTILLA tabernaemontani & tridentata 'Nuuk' (see page 151)****PRIMULA x bulleesiana****Candelabra Primrose****Height:** 18-20" **Zone:** 4

Grown for their colorful display of flowers arranged in layers or tiers on upright stems in late spring and early summer. Colors range in pastel shades of creamy yellow through pink salmon, red, orange, mauve and purple. Dislikes summer drought performing best in moist soil. Tolerates wet conditions beside a stream or pond.

**SOLD OUT****japonica****Japanese Primrose****Height:** 12-24" **Zone:** 5

Tiers of flowers in a range of colors from red to pink to white in May and June. Flowers appear from a rosette of lush green foliage. A wonderful plant for moist, shady areas. When happy, will self sow and naturalize.

CLUMP #2 Cont. (July) .....

**PULMONARIA longifolia 'Majeste'**

**Majeste Lungwort**

**Height:** 10" **Zone:** 4



The leaves are solid silver with an almost shiny finish that is attractive even without flowers. In early spring, the clumps are topped with arching sprays of pink and blue flowers.

**x 'Raspberry Splash' P.P. 12138**

**Raspberry Splash Lungwort**

**Height:** 10-12" **Zone:** 3



Bright raspberry pink flower clusters appear among the dark green, silver spotted leaves in spring. The mounding form works well with ferns, hostas and other shade loving plants in the woodland or shade garden. One of the very best cultivars available.

**SOLD OUT**

**saccharata 'Mrs. Moon'**

**Mrs. Moon Lungwort**

**Height:** 12" **Zone:** 3



Distinct leaves with silvery spotting. Magenta buds open to blue flowers held above the foliage in April and May.

CLUMP #2 Cont. (Summer) .....

**PYCNANTHEMUM muticum**

**Short-toothed Mountain Mint**

**Height:** 2-3' **Zone:** 4



Showy silvery foliage and bracts with pinkish flowers that **provide one of the best nectar sources for native pollinators.** Foliage is very aromatic and **deer tolerant.** Great for massing. This native is happiest at the woodland border. **Native** to Ohio and the eastern U.S.

CLUMP #2 Cont. ....

**RODGERSIA aesculifolia**

**Fingerleaf Rodgersflower**

**Height:** 36" **Zone:** 4



Impressive large coarse textured foliage plant bears handsome flower plumes of pink to cream. These plants are for the marsh or waterside and will scorch if soil is not permanently moist. **Fragrant.**

CLUMP #3 Cont. (June) .....

**pinnata 'Bronze Peacock' P.P. 24780**

**Bronze Peacock Rodgersflower**

**Height:** 22-28" **Zone:** 5



The huge glossy leaves emerge a deep metallic bronze turning green edged bronze in summer. Airy plumes of tiny pink flowers on 48" spikes in early summer. Use as specimen in the woodland garden or at the water's edge. Will not tolerate dry shade.

CLUMP #3 Cont. ....

**p. 'Elegans'**

**Featherleaf Rodgersflower**

**Height:** 30" **Zone:** 5



Sports large, bold attractive leaves with a finely serrated margin and pale pink to white paniced flowers from late spring to midsummer. Prized for the eye catching bold foliage and showy **fragrant** flowers. Use in shade in moist soil. Will not tolerate dry shade.

CLUMP #3 Cont. (June) .....

**ROHDEA japonica**

**Nippon Lily**

**Height:** 12" **Spread:** 2' **Zone:** 5-6



An evergreen perennial with striking, lily-like, deep green leaves. Foliage is thick and clump forming. In fall, white flowers are overshadowed by foliage and clusters of crimson berries.

CLUMP #2 Cont. ....

**RUDBECKIA fulgida var. sullivantii 'Goldsturm'**

**Black-eyed Susan**

**Height:** 24" **Zone:** 3



An excellent mid to late season perennial. Large, deep yellow flowers with black centers provide an abundance of bloom from July to September. Improved selection of a **native species**. **Perennial Plant of the Year 1999**.

CLUMP #1 & #2 Cont. ....

**f. 'Viette's Little Suzy'**

**Little Suzy Black-eyed Susan**

**Height:** 12-18" **Zone:** 4



The bright golden yellow flowers punctuated by large brown cones are perfect for the front of the border or garden and great for massing where a compact plant is desired.

CLUMP #2 Cont. ....

**maxima**

**Great Coneflower**

**Height:** 6-7' **Zone:** 5



Huge powder blue leaves make up 2 to 3' of basal stem foliage and remains effective throughout the growing season. In June and July spikes of deep gold, drooping ray flowers with a black center provide a summer show. Reliable and Deer proof. **Native** to south central U.S.

CLUMP #2 Cont. ....

**SALVIA HYBRIDS**

**Meadow Sage**

**Height:** Various **Zone:** 5



Sages combine beautiful flowers with attractive and aromatic foliage.  
**nemerosa 'Blue Marvel' 10-12"** – Very large spikes of deep blue flowers, stays compact and blooms all summer. (June)

**n. 'East Friesland' 12-24"** – Violet-purple flower spikes June-July.

**n. 'May Night' 12-18"** – Violet-blue flowers June-July. Compact habit. (June)

**Perennial Plant of the Year 1997.**

**n. Sensation® Deep Rose** – Masses of deep lavender rose flowers (**'Florsalbro' P.P. 26728**) May through July. Compact habit.

**n. Marcus 8-10"** – Intense blue-violet flowers, compact dwarf. (**'Haeumanarc' P.P. 13322**)

CLUMP #2 Cont. ....

**SARUMA henryi**

**Upright Wild Ginger**

**Height:** 12-24" **Zone:** 5



Emerges in spring with fuzzy green heart-shaped leaves, and yellow flowers spring to summer. *Saruma* is an anagram of Asarum and is native to China. Unlike gingers, *Saruma* produces stems and a bushy plant for the shade garden and looks like a shrubby ginger.

CLUMP #3 Cont. ....

**SEDUM cauticola 'Lidakense'**

**Height:** 3-4"      **Zone:** 3



Cushions of beautiful blue-gray foliage with purple edges have terminal clusters of starry budded pink flowers in late summer. Use for massing, rock gardens or in pots.

CLUMP #1 Cont. (June) .....

**kamtschaticum ssp. ellacombianum**

**Yellow Stonecrop**

**Height:** 3-6"      **Zone:** 4



Compact mounded plant with green scalloped leaves. The yellow flowers appear in July and give way to orange seed heads that last into fall. Can be used between walkway pavers, in rock gardens and containers or as a ground cover in sun or light shade.

CLUMP #1 Cont. ....

**x 'Matrona'**

**Matrona Sedum**

**Height:** 18-24"      **Zone:** 3



Same dependability as *S. 'Autumn Joy'*. Large blue-gray foliage with dark red stems and mid ribs. Pink flower heads in July and August.

CLUMP #2 Cont. ....

**middendorffianum**

**Yellow Sedum**

**Height:** 3-4"      **Zone:** 3



Rugged, dark green succulent foliage makes an excellent groundcover or rock garden plant for the sunny border. Yellow flowers cover the foliage in June.

2" CELL (50 per flat) .....

CLUMP #1 Cont. ....

**reflexum 'Oxbow'**

**Oxbow Sedum**

**Height:** 6-8"      **Zone:** 5



Evergreen blue-green needle-like foliage turns maroon in cold weather. Bright yellow flowers appear in May. Makes a fast growing groundcover for dry sunny locations.

CLUMP #1 Cont. ....

**rupestre 'Angelina'**

**Angelina Sedum**

**Height:** 3-6"      **Zone:** 3



Shimmering golden yellow needle-like evergreen foliage on trailing plants turns coppery yellow in fall. Yellow flowers appear in summer. Use as a groundcover for bright contrast.

CLUMP #1 Cont. (June) .....

**sieboldii**

**October Daphne Sedum**

**Height:** 6"      **Zone:** 4



A mounding fountain of deciduous bluish-gray foliage for the sunny rock garden. Clusters of pink flowers emerge at the tips of each stem in September.

CLUMP #1 Cont. ....

**SEDUM** – Continued

**spectabile Autumn Charm™**  
 ('Lajos' P.P. 14421)

**Autumn Charm™ Sedum**

**Height:** 12-18" **Zone:** 3



A variegated sport of 'Autumn Joy'. The plant is topped with the same bright pink flowers aging to deep red displayed against foliage and cream leaf margins with no tendency to revert.

CLUMP #2 Cont. (June) .....

**s. 'Autumn Fire'**

**Autumn Fire Sedum**

**Height:** 18-24" **Zone:** 3



An improvement of *S. 'Autumn Joy'*. The plant is a mound of waxy blue-green stems and leaves. Flowers emerge pale green fade to pink to bright red then to bronze-red as fall progresses. The plants remain very showy into late fall. Leave the stems on over winter to contrast the rusty red color against the snow. Mix with *H. 'Stella d'Oro'* or 'Happy Returns', *Pennisetum 'Hameln'* or Garden Phlox for great contrast.

CLUMP #2 Cont. (June) .....

**s. 'Autumn Joy'**

**Autumn Joy Sedum**

**Height:** 18-24" **Zone:** 3



Large plate-like flower heads start in September as light pink, passing through salmon and dry to a rosy russet shade. Succulent green leaves all summer.

CLUMP #1 & #2 Cont. ....

**s. 'Neon'**

**Neon Sedum**

**Height:** 18-24" **Zone:** 4



Succulent green foliage similar to 'Autumn Joy' appears in late spring followed in late summer by neon pink flower heads that will draw the attention of any passerby.

CLUMP #2 Cont. ....

**spurium 'Red Carpet'**

**Red Carpet Sedum**

**Height:** 2-6" **Zone:** 4



This is a red leaved form of the popular 'Dragon's Blood' that holds its color year-round. Crimson flowers in mid-summer. Makes a good groundcover for hot, dry, sunny sites.

CLUMP #1 Cont. (June) .....

**ternatum**

**Woodland Stonecrop**

**Height:** 2-3" **Zone:** 5



*Sedum ternatum* forms mats of evergreen, succulent blue green leaves with sprays of stary white flowers that stand above the foliage in early summer. It is a good choice for shady locations in the rock garden or well drained woodland garden. **Native** to Ohio woodlands usually near streams.

CLUMP #1 Cont. ....

**x 'Vera Jameson'**

**Vera Jameson Sedum**

**Height:** 9-12" **Zone:** 4



Bluish-green leaves turn red in fall. Dusty pink flowers appear in late summer and early fall.

CLUMP #2 Cont. ....

**SEMPERVIVUM Mixed Hybrids**

**Hens and Chicks**

**Height:** 2-4"     **Zone:** 3



Hardy perennials for sunny, well drained locations. Includes many sizes, textures and colors. Selected from a **native** species.

CLUMP QT. (16 per flat, full flats only) .....

**SISYRINCHIUM angustifolium 'Lucerne'**

**Lucerne Blue-eyed Grass**

**Height:** 8"     **Zone:** 5



Bright blue star-shaped flowers with a gold center appear May to July above fine iris-like foliage. Improved selection of an **Ohio native and deer resistant**.

CLUMP #1 Cont. ....

**SMILACINA (See Maianthemum)**

**SOLIDAGO sphacelata 'Golden Fleece'**

**Golden Fleece Goldenrod**

**Height:** 18"     **Zone:** 5



This attractive, small to medium sized goldenrod has unique basal foliage that when massed creates a weed-proof groundcover. The golden flowers create a truly dazzling site when used in mass, August-October. Sun. Selected from **native** species.

CLUMP #2 Cont. (June) .....

**x 'Solar Cascade'**

**Solar Cascade Goldenrod**

**Height:** 24-30"     **Zone:** 3



Golden yellow flowers are borne along reflexing stems from late summer into fall. Deep green, glossy foliage remains clean throughout the growing season. This clumping form of goldenrod performs best in average garden soil and is extremely drought tolerant once established. Great for mass plantings. Selected from **native** species.

CLUMP #2 Cont. (June) .....

**STACHYS byzantina Helene von Stein**

**Helene von Stein Lamb's Ear**

(aka b. 'Big Ears')

**Height:** 12-15"     **Zone:** 4



Silvery-green foliage with soft as velvet texture forms a dense ground-cover. Broad leaves twice the size of other's lamb's ears. Sun or partial shade.

CLUMP #2 Cont. ....

**monieri 'Hummelo'**

**Alpine Betony**

**Height:** 18-20"     **Zone:** 4



Unlike *Stachys byzantinica* the plant forms upright, mounded clumps of serrated, narrow green foliage and sturdy spikes of vivid, rose lavender flowers held above the plant in early to mid summer. **Perennial Plant of the Year 2019**.

CLUMP #2 Cont. ....

**Are you receiving our weekly availabilities?**

Call or sign up through the contact form  
at [klynnurseries.com](http://klynnurseries.com)

**STOKESIA laevis 'Peachie's Pick'**

**Peachie's Pick Stoke's Aster**

**Height:** 16-18" **Zone:** 5



Lavender blue flowers over a longer and later flowering period on compact, upright clumps of deep green foliage. Useful in the perennial border, massing and in containers.

CLUMP #2 Cont. ....

**STYLOPHORUM diphyllum**

**Celandine or Wood Poppy**

**Height:** 12-16" **Zone:** 3



Bright yellow 2" flowers appear in mid spring to early summer followed by seedpods covered in short silvery hairs. The showy green cut-leaved foliage stays bright the rest of the season. An attractive wildflower for the spring and early summer shade or wildflower garden. **Ohio native.**

CLUMP 8" Squat Cont. ....

**SYMPHYTUM grandiflorum**

**Ground Cover Comfrey**

**Height:** 12" **Zone:** 3



The dark green foliage remains close to the ground making a great groundcover. Creamy white bell shaped flowers with lemon yellow overtones appear above the foliage in late spring to early summer. Performs well in full sun to full shade and is adaptable to moist and dry soils.

CLUMP #2 Cont. (June) ....

**THALICTRUM rochebrunianum**

**Lavender Mist Meadow Rue**

**Height:** 6' **Zone:** 4



The lavender-pink flowers are perched delicately on tall, sturdy stems with fine green foliage. Loveliest when massed at the back of the border. Prefers part shade.

CLUMP #2 Cont. ....

**THYMUS citriodorus 'Aureus'**

**Variegated Lemon Thyme**

**Height:** 4-6" **Zone:** 5



Wonderful lemon fragrance and flavor. The yellow edged leaves provide great contrast to the purple flowers in mid summer. A very tidy thyme that forms a neat low bush.

CLUMP #1 Cont. ....

**praecox 'Coccineus'**

**Creeping Red Thyme**

**Height:** 2-4" **Zone:** 5



Bright cerise flowers on a flat mat of fine aromatic foliage. Great plant for between paving stones in a sunny walk or rock garden.

CLUMP #1 Cont. ....

**pseudolanuginosus**

**Woolly Thyme**

**Height:** 2-4" **Zone:** 4



Creeping mat of woolly-gray foliage. Pale pink flowers. Good ground cover for dry location.

CLUMP #1 Cont. ....

**THYMUS** – Continued

**serpyllum 'Magic Carpet'**

**Magic Carpet Thyme**

**Height:** 2"      **Zone:** 5



Tiny carmine-pink flowers are held above lemon scented, slightly hairy green foliage in May and June. Well suited for rock gardens, wall plantings, between stepping-stones or as a ground cover in a dry, sunny location.

CLUMP #1 Cont. ....

**TIARELLA cordifolia**

**Foamflower**

**Height:** 6-12"      **Zone:** 4



Foamflowers are **native** to Ohio and woodlands throughout the eastern U.S. There are many selections available with a range of foliage colors and forms. Spring flowers range from white to pink. They are easy to grow in moist soil high in organic matter and partial to full shade.

- c. **'Crow Feather' P.P. 12335 12"** – Bright green leaves, cut and deeply marked with a black feather. In winter a stunning brocade of pinks, red, purples and blacks.
- c. **'Elizabeth Oliver' 6-12"** – Striking deep cut, red streaked leaves with pink tinged flowers. Use in mass to appreciate the noticeable yet delicate fragrance.
- c. **'Pink Skyrocket' P.P. 13382 6-12"** – Spikes of delicate soft pink flowers against deeply cut green foliage with purple veining. (July)
- c. **'Running Tapestry' 6-12"** – Vigorous running groundcover with red speckled, deeply dissected foliage.
- c. **'Sugar and Spice' 10"** – Rosy pink buds open blush white. Lacy leaves have deep crimson markings. Running form is ideal for groundcover. **(SOLD OUT)**

CLUMP #1 Cont. ....

**TRADESCANTIA**

**Spiderwort**

**Height:** Various      **Zone:** 5



Narrow, rush-like foliage provides the perfect counterpoint to the vivid flowers which open in the morning and flower all summer. Perfect for border or naturalizing. Durable plants for sun or light shade. Selected from **native** species.

**'Concord Grape' 15-18"** – Frosty gray-blue foliage and rich purple flowers.

CLUMP #2 Cont. (June).....

**TRICYRTIS cultivars**

**Toad Lily**

**Height:** Various      **Zone:** 5



Forms clump of graceful, arching stems with pointed leaves. The orchid-like flowers open along the stems in late September and October. Can form colonies, superb in the shady border in association with Helleborus, Polygonatum, Hosta and Ferns. Best in moist, well drained soil high in organic matter.

**hirta 'Miyazaki' 2-3'** – Pale lilac with darker purple blotches.

**h. 'Tojen' 18-24"** – Lavender mauve flowers with a snowy white center. (June)

CLUMP #2 Cont. ....

**VERBENA hastata**

**Blue Vervain or Swamp Verbena**

**Height:** 2-4'      **Zone:** 3



Stout square grooved stems are topped with numerous spikes of violet blue flowers in mid summer. A great plant for pond's edge and rain gardens in full sun. Tolerates periods of inundation. **Native** to Ohio.

CLUMP #2 Cont. (June) .....

**P  
E  
R  
E  
N  
N  
I  
A  
L  
S**

**VERNONIA lettermannii 'Iron Butterfly'** **Iron Butterfly Ironweed**

**Height:** 30-36" **Zone:** 4 ☉ ●

Fine textured foliage is similar to *Amsonia hubrichtii* on a compact well branched plant. True purple flowers attracting butterflies cover the plant in late summer. It can tolerate hot dry locations yet withstand periods of inundation. Selection of **native** to Arkansas.

CLUMP #2 Cont. (June) .....

**noveboracensis** **Ironweed**

**Height:** 4-7' **Zone:** 5 ☉ ●

Somewhat suggestive of Joe Pye Weed but with masses of deep purple flowers in late summer. Thrives in full sun in moist garden soil or a boggy ditch. Needs constant moisture to be happy, but will tolerate short periods of dryness. This tall, upright perennial typically occurs in moist or low areas and along stream banks and is **native** to Ohio.

CLUMP #2 Cont. ....

**VERONICA x 'Sunny Border Blue'** **Sunny Border Blue Speedwell**

**Height:** 18" **Zone:** 3 ☉

Spikes of dark blue flowers from June to frost. Requires sun and well drained soils. **Perennial Plant of the Year 1993.**

CLUMP #2 Cont. ....

**VIOLA x 'Purple Showers'** **Purple Showers Viola**

**Height:** 6-8" **Zone:** 4 ☉ ●

Deep green, glossy foliage is smothered from spring through most of the summer by an endless number of true purple flowers. Prefers bright to deep shade, in rich to average soils, not too dry.

CLUMP #1 Cont. ....

**WALDSTEINIA ternata** **Barren Strawberry**

**Height:** 4" **Zone:** 4 ☉ ●

Evergreen, mat-forming ground cover with strawberry-like foliage. Yellow buttercup-like flowers in May and June. No fruit. Good for covering dry banks in sun or shade.

2" CELL (50 per flat) .....

CLUMP #1 Cont. ....

**ZINGIBER mioga** **Japanese Hardy Ginger**

**Height:** 2-3' **Zone:** 6 ☉ ●

A cold hardy member of the ginger family with narrow tapered leaves borne on stiff stems. In fall short stalks arise at soil level bearing delicate pale yellow flowers that are slightly scented and are considered a culinary delicacy in Japan. Grows well in lightly shaded location. Keep well watered while in active growth. Add mulch for winter protection of the rhizomes. With adequate winter protection the plant can be hardy to Zone 5.

CLUMP 10" Squat Cont. ....

**m. 'Variegata'** **Variegated Japanese Ginger**

**Height:** 18-24" **Zone:** 6 ☉

Green leaves are highlighted with white variegation. The plant slowly forms clumps from rhizomes providing bright highlights in the light shade garden. Small yellow flowers form at the base of the plant in early September. Prefers moist but well drained soil. Add mulch for winter protection of the rhizomes.

CLUMP 10" Squat Cont. ....

**WE ARE PROUD TO BE A SUPPORTING  
MEMBER OF:**

**American Bamboo Society**

**American Conifer Society**

**AmericanHort**

**Illinois Landscape Contractors Association**

**International Plant Propagator's Society**

**Kentucky Nursery & Landscape Association**

**Michigan Nursery and Landscape Association**

**Nursery Growers of Lake County Ohio, Inc.**

**Ohio Landscapers Association**

**Ohio Nursery and Landscape Association**

**Perennial Plant Association**

## GROUND COVER SPACING CHART

Spacing	Plants per square foot	Area covered by 100 plants
6" centers	4.00	25 sq. ft.
8" centers	2.25	44 sq. ft.
9" centers	1.77	56 sq. ft.
10" centers	1.44	69 sq. ft.
12" centers	1.00	100 sq. ft.
15" centers	.64	156 sq. ft.
18" centers	.44	227 sq. ft.
24" centers	.25	400 sq. ft.

<b>CONTAINER VOLUMES</b> U.S and Metric	
Size	U.S. Gallons
#1	0.66
#2	1.56
8" Squat	0.76
10" Squat	1.94
#3	2.29
#5	4.00
#5 Squat	5.17
#10	9.63
#10 Squat	10.66
#15	14.69
#20 Squat	20.28
#45	45.28
#65	60.67

## TARPS

For your convenience we offer two grades of tarps in a range of sizes.

SIZE	BULLDOG PRICE	SIZE	ECONOMY PRICE
8' x 10'	\$ 60.00	6' x 8'	\$ 23.00
10' x 12'	\$ 92.00	8' x 10'	\$ 38.00
10' x 14'	\$107.00	10' x 12'	\$ 53.00
12' x 15'	\$138.00	12' x 18'	\$ 93.00

**REMEMBER** – Even a short trip without cover can severely damage

## T&H PEAT MOSS

	1-9 Each	9-29 Each	30/Full Pallet	60/ 2 Full Pallet
<b>Professional Grade</b>	<b>\$15.80</b>	<b>\$14.75</b>	<b>\$13.75</b>	<b>\$12.00</b>
<b>3.8 cft* Peat</b> (black bag)				

\* Compressed Bales                      30 bales to a pallet  
Ask about volume discounts



## WOOLWAX

A solvent free, lanolin based rust/corrosion preventive and lubricant WoolWax has almost no smell and is thicker with almost no overspray WoolWax comes in Straw (natural) or Black.

	Straw Price	Straw by Case	Black Price	Black by Case
12oz Aerosol Can (12 per case)	\$8.95	\$8.25	\$10.75	\$9.85
Quart Bottle (4 per case)	\$17.75	\$13.50	\$19.50	\$16.25
1gal Can (4 per case)	\$44.75	\$40.25	\$51.00	\$46.50
5gal Pail	\$171.00		\$188.50	
55gal Drum	\$1,525.00		\$1,705.00	
Economy Spray Gun w/Bottle	\$35.75		\$35.75	
Pro Spray Gun Kit	\$80.75		\$80.75	

## WHIZ HEAD / SPINNER SPRINKLER HEAD

**Model: #1973**

**Manufactured by Signature (Old Nelson)**

	1-99 EACH	100 up EACH
<b>1/2" Female thread inlet</b>	<b>\$8.00</b>	<b>\$7.00</b>
<b>3.4gpm @ 30psi</b>		
<b>3.9gpm @ 40psi</b>		
<b>4.4gpm @ 50psi</b>		
<b>Coverage up to 40' diameter</b>		







# INDEX

Botanical Names in **Bold Text**; Common Names in Light Text

## A

<b>Abelia</b> .....	5
<b>Abeliophyllum</b> .....	5
<b>Abies</b> .....	5
<b>Acanthopanax</b> .....	6
<b>Acer</b> .....	6-15
<b>Acanthus</b> .....	210
<b>Achillea</b> .....	210
<b>Acorus</b> .....	33
<b>Actaea</b> .....	210
<b>Actinidia</b> .....	202
Adagio Japanese Maiden Grass ....	90
<b>Adiantum</b> .....	74
<b>Aesculus</b> .....	15-16
<b>Agastache</b> .....	210-211
<b>Ajuga</b> .....	211
<b>Akebia</b> .....	202
Alabama Snow Wreath .....	138
<b>Albizia</b> .....	16
<b>Alchemilla</b> .....	211
Alder .....	17
<b>Alnus</b> .....	17
<b>Amelanchier</b> .....	17-18
American Strawberry Bush.....	71
<b>Amorpha</b> .....	18
<b>Amsonia</b> .....	211
Andromeda .....	147
<b>Andropogon</b> .....	83
<b>Anemone</b> .....	212
Apple, Fruiting .....	136
<b>Aquilegia</b> .....	212
<b>Aralia</b> .....	19
Aralia, Fiveleaf .....	6
Arborvitae .....	184-188
Arborvitae, False .....	188
Archangel .....	235
<b>Arctostaphylos</b> .....	19
<b>Aristolochia</b> .....	202
<b>Armeria</b> .....	212
<b>Aronia</b> .....	19-20
Arrowwood .....	194
<b>Artemisia</b> .....	212
<b>Arum</b> .....	213
<b>Aruncus</b> .....	213

<b>Arundinaria</b> .....	26
<b>Arundo</b> .....	83
<b>Asarum</b> .....	21
<b>Asclepias</b> .....	213
<b>Asimina</b> .....	21
<b>Asparagus</b> .....	203
Aspen, Quaking.....	151
<b>Aster</b> .....	213-214
Aster, Stoke's.....	249
<b>Astilbe</b> .....	215
<b>Astilboides</b> .....	33, 215
<b>Athyrium</b> .....	74-75, 78
Autumn Fern.....	78
<b>Azalea, Deciduous</b> .....	22-25
<b>Azalea, Evergreen</b> .....	22

## B

Bald Cypress .....	181-183
Balloon Flower.....	242
<b>Bamboo</b> .....	25-30
Bamboo Barrier .....	25
Bamboo Chart.....	29
Bamboo, Clumping .....	25
Bamboo, Running .....	26-30
<b>Baptisia</b> .....	215-216
Barberry.....	31
Barren Strawberry .....	199, 251
Barrenwort.....	222
Bayberry .....	138
Barberry.....	19
Beard Tongue .....	240
Bear's Breeches .....	210
Beautyberry .....	44
Beauty Bush .....	121
Bee-Balm.....	238
Beech .....	73-74
Bellflower.....	217
<b>Berberis</b> .....	31
<b>Bergenia</b> .....	216
<b>Betula</b> .....	31-33
Big Bluestem .....	83
<b>Bignonia</b> .....	203
Birch .....	31-33
Black-Eyed Susan .....	245

Black Gum..... 138-139  
 Black Locust..... 163  
 Black Mondo Grass..... 94  
 Bladdernut..... 177  
 Blazing Star ..... 236  
 Bleeding Heart..... 220-221  
 Blood Grass, Japanese ..... 90  
 Blue-eyed Grass..... 248  
 Blue Lyme Grass ..... 88  
 Blue Oat Grass ..... 89  
 Blue Star..... 211  
 Blue Star Creeper ..... 235  
 Bluebeard ..... 47  
 Blue Vervain ..... 250  
 Blueberry, Fruiting ..... 191  
 Blueberry, Ornamental..... 191-192  
 Bog & Marginals ..... 33-42  
 Bog & Marginal List ..... 40  
**Bouteloua ..... 83-84**  
 Boxwood ..... 43-44  
 Bramble, White Stemmed ..... 169  
 Brass Buttons..... 236  
**Brunnera ..... 216**  
 Buckeye..... 15-16  
 Buckthorn..... 159  
 Buckthorn, Sea..... 100  
**Buddleia ..... 42**  
 Bugbane ..... 210  
 Bugleweed..... 211  
 Bugloss..... 216  
 Bulrush ..... 42  
 Burningbush ..... 71-72  
 Bushclover..... 122  
 Butterbur ..... 39  
 Butterfly Bush..... 42  
 Butterfly Weed ..... 213  
 Butternut ..... 115  
 Buttonbush..... 49  
**Buxus ..... 43-44**

**C**

Cactus ..... 239  
**Calamagrostis ..... 84**  
**Callicarpa ..... 44**  
**Calocedrus ..... 44**

**Caltha ..... 34, 216**  
**Calycanthus ..... 45**  
**Campanula ..... 217**  
 Campion, Rose ..... 237  
**Campsis ..... 203**  
 Candytuft..... 232  
 Canebrake Bamboo ..... 26  
 Cardinal Flower ..... 39, 237  
**Carex ..... 34-35, 84-87**  
**Carpinus ..... 45-47**  
**Carya ..... 47**  
**Caryopteris ..... 47**  
**Cassia ..... 217**  
**Castanea ..... 48**  
 Castor-aralia ..... 120  
**Catalpa ..... 48**  
 Catmint..... 238-239  
 Cattail, Miniature ..... 42  
**Ceanothus ..... 48**  
 Cedar of Lebanon..... 48  
**Cedrus ..... 48**  
 Celandine ..... 249  
**Celastrus ..... 203**  
**Celtis ..... 49**  
**Cephalanthus ..... 49**  
**Cephalotaxus ..... 49-50**  
**Cerastium ..... 217**  
**Ceratostigma ..... 217**  
**Cercidiphyllum ..... 50**  
**Cercis ..... 50-52**  
**Chaenomeles ..... 53**  
**Chamaecyparis ..... 53-58**  
**Chasmanthium ..... 87**  
**Chelone ..... 218**  
 Cherry, Cornelian..... 64-65  
 Cherry, Flowering ..... 152-154  
 Chestnut..... 48  
**Chionanthus ..... 58-59**  
 Chokeberry..... 19-20  
 Chokecherry, Canada Red ..... 154  
 Christmas Fern..... 76  
**Chrysanthemum (aka)..... 236**  
**Cimicifuga (aka) ..... 210**

Cinnamon Fern.....	76
<b>Cladrastis</b> .....	<b>59</b>
<b>Clematis</b> .....	<b>59, 204</b>
Clematis, David .....	59
Clematis, Vine.....	204
<b>Clethra</b> .....	<b>59-60</b>
Climbing Asparagus Vine .....	203
Clumping Bamboo .....	25
Cohosh, Black .....	210
Columbine .....	212
Comfrey, Ground Cover .....	249
<b>Comptonia</b> .....	<b>60</b>
Cone Flower, Great.....	245
Cone Flower .....	221
<b>Convallaria</b> .....	<b>218</b>
Coral Bells .....	227-228
Coralberry.....	178
<b>Coreopsis</b> .....	<b>218-219</b>
<b>Cornus</b> .....	<b>60-66</b>
<b>Corylus</b> .....	<b>66</b>
<b>Cotinus</b> .....	<b>67</b>
<b>Cotoneaster</b> .....	<b>68</b>
Cottonwood.....	151
Cotton Grass .....	36, 89
Crabapple Chart.....	133
Crabapple, Flowering .....	131-136
Cranberries, Fruiting .....	192
Cranberrybush, American .....	192
<b>Crataegus</b> .....	<b>68-69</b>
<b>Crococsmia</b> .....	<b>219</b>
Cross Vine .....	203
Currant .....	162-163
Cypress, False.....	53-58
Cypress, Siberian .....	137

## D

<b>Darmera</b> .....	<b>35, 219</b>
Dawn Redwood.....	137
Daylilies .....	226-227
Daylilies, Extended Bloom.....	227
<b>Delosperma</b> .....	<b>220</b>
<b>Dendranthema</b> .....	<b>220</b>
<b>Dennstaedtia</b> .....	<b>75</b>
<b>Deschampsia</b> .....	<b>88</b>
<b>Deutzia</b> .....	<b>69</b>
<b>Dianthus</b> .....	<b>220</b>
<b>Dicentra</b> .....	<b>220-221</b>
<b>Diervilla</b> .....	<b>69-70</b>

<b>Diospyros</b> .....	<b>70</b>
<b>Dirca</b> .....	<b>70</b>
<b>Disanthus</b> .....	<b>70</b>
Dixie Wood Fern.....	75
<b>Doellingaria (aka)</b> .....	<b>214</b>
Dogwood, Flowering .....	60-66
Dogwood, Redosier.....	65-66
<b>Dryopteris</b> .....	<b>75, 78</b>
Dutchman's Pipe .....	202
Dwarf Alberta Spruce .....	145
Dwarf Fountain Grass.....	95
Dwarf Maiden Grass.....	94

## E

Eastern Wahoo .....	71
<b>Echinacea</b> .....	<b>221</b>
<b>Eleutherococcus (aka)</b> .....	<b>6</b>
Elderberry .....	172-173
Elm .....	189-190
<b>Elymus</b> .....	<b>88</b>
<b>Enkianthus</b> .....	<b>70</b>
<b>Epimedium</b> .....	<b>222</b>
<b>Equisetum</b> .....	<b>35</b>
<b>Eragrostis</b> .....	<b>88</b>
<b>Erianthus</b> .....	<b>88</b>
<b>Eriophorum</b> .....	<b>36, 89</b>
<b>Eryngium</b> .....	<b>223</b>
<b>Eucommia</b> .....	<b>71</b>
<b>Euonymus</b> .....	<b>71-72</b>
<b>Eupatorium</b> .....	<b>223</b>
<b>European Spindle Tree</b> .....	
<b>Evodia</b> .....	<b>72</b>
<b>Exochorda</b> .....	<b>72</b>

## F

<b>Fagus</b> .....	<b>73-74</b>
False Indigo .....	18, 215-216
False Sunflower.....	225
<b>Fargesia</b> .....	<b>25</b>
Fern Chart .....	77
Fern, Native .....	74-76
Fern, Oriental.....	78
Fescue.....	89
<b>Festuca</b> .....	<b>89</b>
<b>Ficus</b> .....	<b>79</b>
Fig, Hardy .....	79
Filbert .....	66
<b>Filipendula</b> .....	<b>223</b>

Fir .....	5
Fir, Douglas.....	154-155
Firethorn .....	155
Fiveleaf Akebia .....	202
Flame Grass .....	91
Foamflower.....	250
Foamy Bells .....	228
<b>Forsythia .....</b>	<b>79-80</b>
Forsythia, White.....	5
<b>Fothergilla .....</b>	<b>80-81</b>
Fountain Grass .....	95-96
<b>Fragaria .....</b>	<b>223</b>
<b>Franklinia .....</b>	<b>81</b>
Franklin Tree .....	81
Fringetree .....	58-59
Frost Grass.....	97

## G

<b>Galium .....</b>	<b>223</b>
Garden Phlox.....	241
Garden Pinks.....	220
<b>Gaultheria.....</b>	<b>81</b>
<b>Gaura .....</b>	<b>224</b>
<b>Gelsemium .....</b>	<b>204</b>
<b>Geranium .....</b>	<b>224-225</b>
Ghost Fern.....	78
Giant Chinese Silver Grass.....	90
Giant Reed .....	83
Ginger.....	21
Ginger, Hardy .....	251
Ginger, Upright Wild .....	245
<b>Ginkgo .....</b>	<b>81-82</b>
<b>Gleditsia .....</b>	<b>82</b>
<b>Glyceria .....</b>	<b>36, 89</b>
Goatsbeard.....	213
Golden Hair Grass.....	88
Goldenrod.....	248
Gramma Grass .....	83-84
Grasses .....	83-97
Grass Chart .....	92-93
<b>Gymnocladus .....</b>	<b>98</b>

## H

Hackberry, Common .....	49
<b>Hakonechloa .....</b>	<b>89</b>
<b>Halesia .....</b>	<b>98</b>

<b>Hamamelis .....</b>	<b>98</b>
Hardy-orange .....	150
Hawthorn.....	68-69
Hay-Scented Fern .....	75
Hazelnut, American .....	66
Heavy Metal Switch Grass .....	95
<b>Hedera .....</b>	<b>99-100</b>
<b>Helenium .....</b>	<b>225</b>
<b>Helianthus .....</b>	<b>225</b>
<b>Helictotrichon .....</b>	<b>89</b>
<b>Heliopsis .....</b>	<b>225</b>
<b>Helleborus .....</b>	<b>225</b>
<b>Hemerocallis .....</b>	<b>226-227</b>
Hemlock.....	189
Hens and Chicks .....	248
<b>Heptacodium .....</b>	<b>100</b>
<b>Heuchera .....</b>	<b>227-228</b>
<b>Heucherella .....</b>	<b>228</b>
<b>Hibanobambusa .....</b>	<b>26</b>
Hibiscus, Giant .....	36, 229
<b>Hibiscus, Perennial.....</b>	<b>36, 228-227</b>
<b>Hibiscus, Shrub .....</b>	<b>100</b>
Hickory .....	47
<b>Hippophae .....</b>	<b>100</b>
Holly .....	108-114
Holly, Grape.....	130
Holly, Japanese .....	108-109
Honeylocust .....	82
Honeysuckle, Bush.....	69-70
Honeysuckle, Shrub .....	124-125
Honeysuckle, Vine .....	125, 205, 208
Hophornbeam, American .....	139
Hop Tree.....	155
Hornbeam.....	45-47
Horsechestnut .....	15-16
Horsetail .....	35
<b>Hosta .....</b>	<b>229-232</b>
<b>Houttuynia .....</b>	<b>37, 232</b>
<b>Humulus .....</b>	<b>204</b>
<b>Hydrangea .....</b>	<b>101-107</b>
Hydrangea, Climbing .....	101, 204-205
Hydrangea Vine, Japanese ...	204-205
Hydrangea, Tree Form.....	105-106
<b>Hypericum .....</b>	<b>108</b>
Hyssop .....	210-211

## I

<b>Iberis</b> .....	<b>232</b>
Ice Plant .....	220
<b>Ilex</b> .....	<b>108-114</b>
Ilex, Deciduous Chart .....	113
Ilex, Deciduous .....	110-114
Ilex, Evergreen .....	108-110
<b>Imperata</b> .....	<b>90</b>
Incense Cedar .....	44
Indiangrass .....	97
<b>Indigofera</b> .....	<b>114</b>
Indigo .....	114
Indigo, False .....	18, 215-216
<b>Indocalamus</b> .....	<b>26</b>
Inkberry .....	109
Iris, Crested .....	233
<b>Iris, ensata</b> .....	<b>37, 233</b>
Iris, Japanese .....	37, 233
<b>Iris, kaempferi (aka)</b> .....	<b>37, 233</b>
<b>Iris, Louisiana</b> .....	<b>37, 234</b>
<b>Iris, Siberian</b> .....	<b>38, 234</b>
<b>Iris, Versicolor</b> .....	<b>235</b>
Iris, Water .....	37, 234
Iris, Zebra .....	234
Ironweed .....	251
<b>Istoma</b> .....	<b>235</b>
<b>Itea</b> .....	<b>115</b>
Ivy, English .....	99-100

## J

Jack-in-the-Pulpit, Italian .....	213
Jack Pine .....	147
Japanese Anemone .....	212
Japanese Blood Grass .....	90
Japanese Forest Grass .....	89
Japanese Maple .....	9-10
Japanese Painted Fern .....	78
Japanese Plum Yew .....	49-50
Japanese Silver Grass .....	91
Japanese Spikenard .....	19
Jessamine, Margarita Carolina ....	204
Jetbead, Black .....	160

Joe Pye Weed .....	223
<b>Juglans</b> .....	<b>115</b>
<b>Juncus</b> .....	<b>38</b>
Juniper .....	116-120
<b>Juniperus</b> .....	<b>116-120</b>

## K

<b>Kalopanax</b> .....	<b>120</b>
Katsura Tree .....	50
Kentucky Coffeetree .....	98
<b>Kerria</b> .....	<b>120</b>
<b>Kirengeshoma</b> .....	<b>235</b>
Kiwi .....	202
<b>Kniphofia</b> .....	<b>235</b>
<b>Koelreuteria</b> .....	<b>121</b>
<b>Kolkwitzia</b> .....	<b>121</b>
Korean Abelialleaf .....	5
Korean Evodia .....	72

## L

Laceleaf Maple .....	11
Lady Fern .....	74-75
Lady in Red Fern .....	74
Lady's Mantle .....	211
Lamb's Ear .....	248
<b>Lamiastrum</b> .....	<b>235</b>
<b>Lamium</b> .....	<b>235</b>
Larch .....	121-122
Larch, American .....	122
<b>Larix</b> .....	<b>121-122</b>
<b>Laurentia (aka)</b> .....	<b>235</b>
<b>Lavandula</b> .....	<b>236</b>
Lavender .....	236
Lenten Rose .....	225
<b>Leptinella</b> .....	<b>236</b>
<b>Leptodermis</b> .....	<b>122</b>
<b>Lespedeza</b> .....	<b>122</b>
<b>Leucanthemum</b> .....	<b>236</b>
<b>Leucothoe</b> .....	<b>123</b>
<b>Liatris</b> .....	<b>236</b>
<b>Ligularia</b> .....	<b>236</b>
<b>Ligustrum</b> .....	<b>123</b>
Lilac .....	179-181

Lily-of-The-Valley.....	218
Lily Turf.....	90
Linden.....	188
<b>Lindera</b> .....	<b>123</b>
<b>Liquidambar</b> .....	<b>124</b>
<b>Liriodendron</b> .....	<b>124</b>
<b>Liriope</b> .....	<b>90</b>
Little Blue Stem.....	96
Little Bunny Fountain Grass.....	96
Lizard's Tail.....	41
<b>Lobelia</b> .....	<b>39, 237</b>
<b>Lonicera</b> .....	<b>124-125, 205, 208</b>
Lungwort.....	244
<b>Lychnis</b> .....	<b>237</b>
Lyme Grass.....	88
<b>Lysimachia</b> .....	<b>237</b>

## M

<b>Maackia</b> .....	<b>125</b>
<b>Maclura</b> .....	<b>125</b>
<b>Magnolia</b> .....	<b>126-130</b>
<b>Mahonia</b> .....	<b>130-131</b>
<b>Maianthemum</b> .....	<b>237</b>
Maiden Grass.....	90-91
Maidenhair Fern.....	74
<b>Malus</b> .....	<b>131-136</b>
Malus Chart.....	133
Manna Grass.....	36, 89
Maple.....	6-15
Mapleleaf Viburnum.....	192
Marginal Shield Fern.....	75
Marsh Marigold.....	34, 216
<b>Matteuccia</b> .....	<b>75-76</b>
Mayapple.....	242
<b>Mazus</b> .....	<b>237</b>
Meadow Anemone.....	212
Meadow Rue.....	249
Meadow Sage.....	245
Meadowsweet.....	175-177
Meadow Sweet.....	215
<b>Meehania</b> .....	<b>238</b>
<b>Mertensia</b> .....	<b>238</b>
<b>Metasequoia</b> .....	<b>137</b>
<b>Microbiota</b> .....	<b>137</b>
Mimosa.....	16
<b>Miscanthus species</b> .....	<b>90-91, 94</b>
Mockorange.....	142
<b>Molinia</b> .....	<b>94</b>
<b>Monarda</b> .....	<b>238</b>

<b>Morella (aka)</b> .....	<b>138</b>
Morning Light Grass.....	91
<b>Morus</b> .....	<b>137</b>
Moss Phlox.....	241
Moudry Black Fountain Grass.....	96
Mountain Ash.....	174
Mountain Mint.....	244
Mulberry, Dwarf.....	137
<b>Myrica</b> .....	<b>138</b>
Myrtle.....	198-199

## N

Nannyberry.....	195
<b>Nepeta</b> .....	<b>238-239</b>
<b>Nevisia</b> .....	<b>138</b>
New Jersey Tea.....	48
Ninebark.....	142-144
Nippon Lily.....	245
Northern Sea Oats.....	87
<b>Nyssa</b> .....	<b>138-139</b>

## O

Oak.....	156-159
Obedient Plant.....	242
<b>Oenothera</b> .....	<b>239</b>
<b>Onoclea</b> .....	<b>76</b>
<b>Ophiopogon</b> .....	<b>94</b>
<b>Opuntia</b> .....	<b>239</b>
Oregon Grape Holly.....	130
<b>Orixa</b> .....	<b>139</b>
Osage Orange.....	125
<b>Osmunda</b> .....	<b>76</b>
Ostrich Fern.....	75-76
<b>Ostrya</b> .....	<b>139</b>
<b>Oxydendron</b> .....	<b>140</b>

## P

<b>Pachysandra</b> .....	<b>140</b>
<b>Paeonia</b> .....	<b>239-240</b>
Painted Fern.....	78
<b>Panicum</b> .....	<b>94-95</b>
<b>Parrotia</b> .....	<b>140-141</b>
<b>Parthenocissus</b> .....	<b>141, 208</b>
<b>Passiflora</b> .....	<b>208</b>
Passion Vine, Hardy.....	208
Pawpaw, Common.....	21
Pear, Flowering.....	155
Pear, Fruiting.....	156
Pearlbush.....	72
Pecan, Hardy.....	47

**Peltiphyllum aka** ..... 35, 219  
 Peony, Garden ..... 239-240  
**Pennisetum** ..... 95-96  
**Penstemon** ..... 240  
 Perennials ..... 210-251  
 Persimmon ..... 70  
**Perovskia** ..... 240  
**Petasites** ..... 39  
**Phalaris** ..... 96  
**Philadelphus** ..... 142  
**Phlox** ..... 241-242  
**Photinia** ..... 142  
**Photinia (aka)** ..... 19-20  
**Phyllostachys** ..... 26-27  
**Physocarpus** ..... 142-144  
**Physostegia** ..... 242  
**Picea** ..... 144-147  
 Pickerel Rush ..... 41  
**Pieris** ..... 147  
 Pine ..... 147-150  
**Pinus** ..... 147-150  
 Planetree, London ..... 150  
**Platanus** ..... 150  
**Platycodon** ..... 242  
**Pleioblastus** ..... 27-28  
 Plum Yew ..... 49-50  
 Plumbago ..... 217  
 Plume Grass ..... 88  
**Podophyllum** ..... 242  
 Poker Plant ..... 235  
**Polygonatum** ..... 242-243  
**Polygonum** ..... 209  
**Polystichum** ..... 76, 78  
**Pontaderia** ..... 41  
**Poncirus** ..... 150  
 Poppy, Wood ..... 249  
**Populus** ..... 151  
 Porcupine Grass ..... 94  
**Potentilla** ..... 151  
 Prairie Dropseed ..... 97  
 Prairie Rose ..... 164  
 Prickly Pear ..... 239  
 Primrose ..... 243  
**Primula** ..... 243  
 Privet ..... 123  
**Prunus** ..... 152-154  
**Pseudosasa** ..... 30

**Pseudotsuga** ..... 154-155  
**Ptelea** ..... 155  
**Pulmonaria** ..... 244  
 Purple Love Grass ..... 88  
**Pycnanthemum** ..... 244  
**Pyracantha** ..... 155  
**Pyrus** ..... 155-56

## Q

Queen of the Prairie ..... 223  
**Quercus** ..... 156-159  
 Quince ..... 53

## R

Rain Tree ..... 121  
 Ravennae Grass ..... 88  
 Redbud ..... 50-52  
 Reed Grass ..... 83-84  
**Rhamnus** ..... 159  
**Rhododendron** ..... 159-160  
**Rhodotypos** ..... 160  
**Rhus** ..... 161-162  
 Ribbon Grass ..... 96  
**Ribes** ..... 162-163  
**Robinia** ..... 163  
 Robust Undulata Male Fern ..... 75  
 Rodgersflower ..... 41, 215, 244  
**Rodgersia** ..... 41, 244  
**Rodgersia (aka)** ..... 33, 215  
**Rohdea** ..... 245  
**Rosa** ..... 163-169  
 Rose ..... 163-169  
 Rose Chart ..... 165  
 Rose Mallow ..... 36, 228-229  
 Rose of Sharon ..... 100  
 Rose, Swamp ..... 164  
 Royal Fern ..... 76  
 Rubber Tree, Hardy ..... 71  
**Rubus** ..... 169  
**Rudbeckia** ..... 245  
 Rush ..... 38  
 Russian Sage ..... 240

**S**

**Salix** ..... 169-172  
**Salvia** ..... 245  
**Sambucus** ..... 172-173  
 Sargent Cherry ..... 152  
**Saruma** ..... 245  
**Sasa** ..... 30  
**Sasaella** ..... 30  
**Sassafras** ..... 173  
**Saururus** ..... 41  
**Schizachyrium** ..... 96  
**Schizophragma** ..... 209  
**Schoenoplectus (aka)**..... 42  
 Scholar tree ..... 174  
**Sciadopitys**..... 173  
**Scirpus** ..... 42  
 Sea Holly ..... 223  
 Sea Oats, Northern..... 87  
 Seapink..... 212  
 Sedge ..... 34-35, 84-87  
**Sedum** ..... 246-247  
**Semiarundinaria** ..... 30  
**Sempervivum** ..... 248  
 Senna ..... 217  
 Sensitive Fern..... 76  
 Serviceberry ..... 17-18  
 Seven Son Flower ..... 100  
 Shasta Daisy..... 236  
**Shibataea** ..... 30  
 Side Oats Grama Grass ..... 83  
 Silk Tree..... 16  
 Silver Arrow Maiden Grass..... 91  
 Silver Lace Vine..... 209  
 Silver Mound ..... 212  
 Silverbell ..... 98  
**Sisyrinchium**..... 248  
 Skyracer Purple Moor Grass ..... 94  
**Smilacina (aka)**..... 237  
 Smoketree ..... 67  
 Snakeroot, Chocolate..... 223  
 Sneezeweed ..... 225  
 Snowbell..... 178  
 Snowberry ..... 178  
 Snow-in-Summer ..... 217

**Solidago** ..... 248  
 Solomon's Seal..... 242-243  
 Solomon Seal, False ..... 237  
**Sophora** ..... 173-174  
**Sorbaria** ..... 174  
**Sorbus** ..... 174  
**Sorghastrum** ..... 97  
 Sorrel Tree ..... 140  
 Sour Gum ..... 138-139  
 Sourwood..... 140  
 Speedwell..... 251  
 Spicebush ..... 123  
 Spiderwort..... 250  
 Spikewood, American ..... 19  
**Spiraea** ..... 175-177  
 Spirea, False..... 174  
**Spodiopogon** ..... 97  
**Sporobolus** ..... 97  
 Spruce ..... 144-147  
 St. Johnswort ..... 108  
**Stachys** ..... 248  
**Staphylea** ..... 177  
**Stephanandra** ..... 177  
**Stewartia** ..... 177  
**Stokesia** ..... 249  
 Strawberry, Lipstick..... 223  
 Striped Bark Maple ..... 14-15  
**Stylophorum** ..... 249  
**Styrax** ..... 178  
 Sumac ..... 161-162  
 Summersweet ..... 59-60  
 Sunflower ..... 225  
 Sunflower, False ..... 225  
 Sunray ..... 236  
 Swamp Candles ..... 237  
 Swamp Verbenia ..... 250  
 Sweet Fern ..... 60  
 Sweet Flag..... 33  
 Sweetgale..... 138  
 Sweetgum ..... 124  
 Sweet Woodruff..... 223  
 Sweetshrub ..... 45  
 Sweetspire..... 115  
 Switch Grass ..... 94-95

Sycamore, American .....	150
<b>Symphoricarpos</b> .....	<b>178</b>
<b>Symphyotricum (aka)</b> .....	<b>213-214</b>
<b>Symphytum</b> .....	<b>249</b>
<b>Syringa</b> .....	<b>179-181</b>

## T

<b>Tamarix</b> .....	<b>181</b>
Tassel Fern .....	78
<b>Taxodium</b> .....	<b>181-183</b>
<b>Taxus</b> .....	<b>183-184</b>
<b>Thalictrum</b> .....	<b>249</b>
<b>Thelypteris</b> .....	<b>76</b>
<b>Thuja</b> .....	<b>184-188</b>
<b>Thujopsis</b> .....	<b>188</b>
Thyme.....	249-250
<b>Thymus</b> .....	<b>249-250</b>
<b>Tiarella</b> .....	<b>250</b>
<b>Tilia</b> .....	<b>188</b>
Toad Lily .....	250
Toothed Wood Fern.....	75
<b>Tradescantia</b> .....	<b>250</b>
<b>Tricyrtis</b> .....	<b>250</b>
Trumpet Creeper .....	203
<b>Tsuga</b> .....	<b>189</b>
Tuliptree.....	124
Turtlehead.....	218
<b>Typha</b> .....	<b>42</b>

## U

<b>Ulmus</b> .....	<b>189-190</b>
Umbrella Pine .....	173
Umbrella Plant.....	35, 219

## V

<b>Vaccinium</b> .....	<b>191-192</b>
<b>Verbenia</b> .....	<b>250</b>
<b>Vernonia</b> .....	<b>251</b>
<b>Veronica</b> .....	<b>251</b>
<b>Viburnum</b> .....	<b>192-198</b>
<b>Vinca</b> .....	<b>198-199</b>
Vines.....	202-209
Vines and Climbers Chart.....	206-207
<b>Viola</b> .....	<b>251</b>
Virginia Creeper .....	141, 208

## W

Wafer-ash .....	155
<b>Waldsteinia</b> .....	<b>199, 251</b>
Walkingstick, Devil's.....	19
Walnut, Black .....	115
Wand Flower .....	224
Waxbells, Yellow.....	235
Weeping Japanese Cherry .....	154
Weeping Pagoda Tree .....	173
<b>Weigela</b> .....	<b>199-200</b>
Wild Rye .....	88
Willow .....	172
Winterberry.....	110-114
Wintercreeper .....	72
<b>Wisteria</b> .....	<b>209</b>
Witchhazel .....	99
Witherod Vibrunum.....	193
Woodland Phlox .....	241
Wood Poppy.....	249
Woolgrass.....	42

## X

<b>Xanthorhiza</b> .....	<b>200</b>
--------------------------	------------

## Y

Yaku Jima Maiden Grass.....	94
Yarrow .....	210
Yellowroot.....	200
Yellowwood .....	59
Yew .....	183-184
<b>Yucca</b> .....	<b>201</b>

## Z

Zebra Grass.....	94
<b>Zelkova</b> .....	<b>201</b>
<b>Zenobia</b> .....	<b>201</b>
<b>Zingiber</b> .....	<b>251</b>

# *Online Availability* *klynnurseries.com*

Visit our website

Sales Staff

Klyn Catalog 2021\*

Illustrated Catalog

Availability\*

Hot List\*

Quote Form

Bulbs\* (Seasonal)


Native Plants

E-mail addresses

About Us

Directions

\*Password: route84



**KLYN NURSERIES, Inc.**  
**3322 SOUTH RIDGE RD. • P.O. BOX 343**  
**PERRY, OHIO 44081**  
**TELEPHONE: (440) 259-3811**  
**FAX: (440) 259-3338**  
**1-800-860-8104**  
**Web Site: [klynnurseries.com](http://klynnurseries.com)**  
**E-Mail: [klyn@klynnurseries.com](mailto:klyn@klynnurseries.com)**